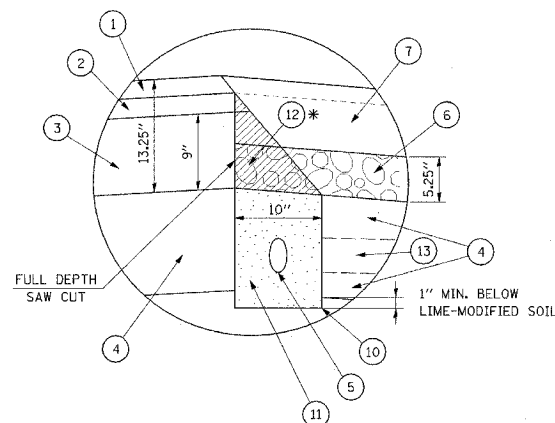


F.A.P. RTE.	SECTION	COUNTY	TOTAL SHEETS	SHEET NO.
315	55-2	McDONOUGH	1025	19
STA.		TO STA.		
FED. ROAD DIST. NO. 4		ILLINOIS FED. AID PROJECT		



PIPE UNDERDRAIN DETAIL

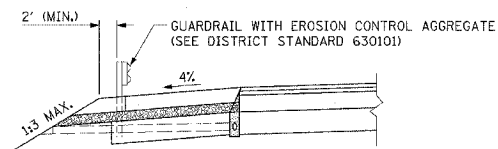
\* CONSTRUCT (2) AND (3), SAWCUT AS SHOWN IN DETAIL.  
 CONSTRUCT (7) TO TOP OF (2) PRIOR TO PLACING (1).  
 CONSTRUCT (1) AND COMPLETE CONSTRUCTION OF (7).

PAVEMENT DESIGN INFORMATION

STRUCTURAL DESIGN TRAFFIC: 7000      YEAR: 2018  
 PV = 6258      SU = 308      MU = 434  
 ROAD/STREET CLASSIFICATION: RURAL      CLASS: 1  
 PERCENT OF STRUCTURAL DESIGN TRAFFIC IN DESIGN LANE:  
 PV = 32%      SU = 45%      MU = 45%  
 TRAFFIC FACTOR:      ACTUAL TF = 2.26      AC TYPE = 20  
                                  MINIMUM TF = 4.47  
 PG GRADE:      BINDER = 64-22      SURFACE = 64-22  
 SUBGRADE SUPPORTING RATING:  
 SSR = POOR

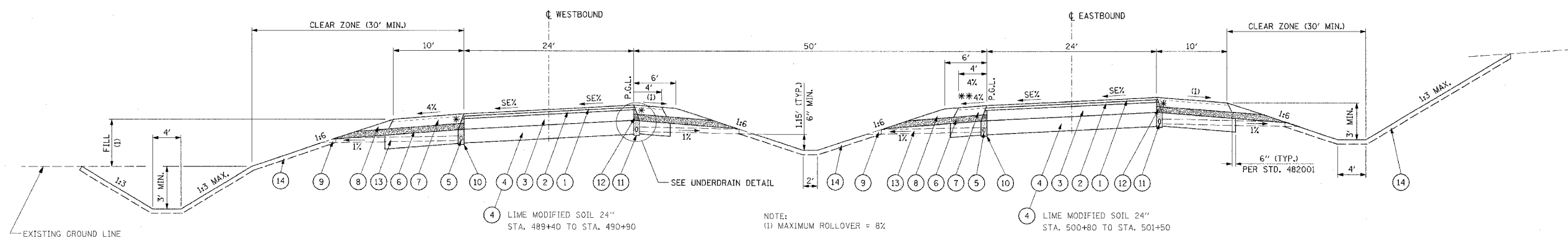
LEGEND

- (1) POLYMERIZED BITUMINOUS CONCRETE SURFACE COURSE SUPERPAVE MIX D N70 2"
- (2) POLYMERIZED BITUMINOUS CONCRETE BINDER COURSE SUPERPAVE IL-19.0 N70 2 1/4"
- (3) BITUMINOUS CONCRETE BINDER COURSE SUPERPAVE IL-19.0 N70 9"
- (4) LIME MODIFIED SOIL (12" MIN.)
- (5) PIPE UNDERDRAINS 4"
- (6) SUB-BASE GRANULAR MATERIAL, TYPE C, 5.25"
- (7) BITUMINOUS SHOULDERS SUPERPAVE 8"
- (8) AGGREGATE SHOULDERS, TYPE B 8"
- (9) CONCRETE HEADWALL FOR PIPE DRAIN (PER STD 601101)
- (10) 10" TRENCH FOR PIPE UNDERDRAINS (PER STD 601001) TO BE INSTALLED WITH LASER-GUIDED TRENCHER
- (11) FA-4 OR FM-4 SAND (INCLUDED IN COST OF PIPE UNDERDRAINS 4")
- (12) BITUMINOUS WEDGE TO BE REMOVED PRIOR TO TRENCHING (INCLUDED IN COST OF "PIPE UNDERDRAINS 4")
- (13) PIPE UNDERDRAINS (SPECIAL) 4" (PER ARTICLE 601.04) AT 1% SLOPE
- (14) TOPSOIL FURNISH AND PLACE, 4"



FILL SECTION

CUT SECTION



NOTE:  
 (1) MAXIMUM ROLLOVER = 8%

\*\* 4% OR MATCH SE IF >4%

IL 336 SUPERELEVATED SECTION

STA. 278+03 TO STA. 299+30  
 STA. 308+13 TO STA. 324+63  
 STA. 384+96 TO STA. 398+67  
 STA. 437+03 TO STA. 465+68  
 STA. 478+74 TO STA. 506+01

SEE SHEET 28 FOR SUPERELEVATION TRANSITION DETAILS.

REVISIONS	
NAME	DATE

ILLINOIS DEPARTMENT OF TRANSPORTATION

TYPICAL SECTIONS  
 IL ROUTE 336  
 SUPERELEVATED SECTION

DRAWN BY  
 CHECKED BY

DATE