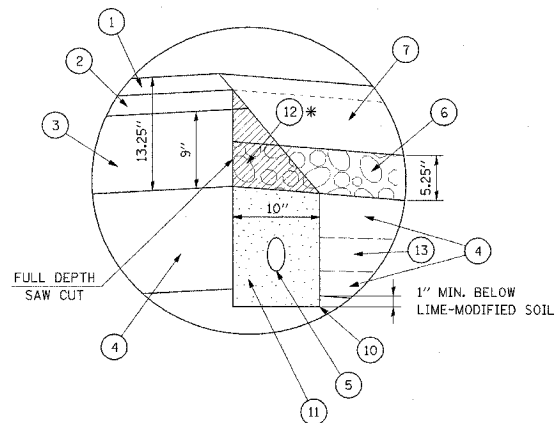


F.A.P. R.T.E.	SECTION	COUNTY	TOTAL SHEETS	SHEET NO.
315	55-2	McDONOUGH	1025	20
STA.		TO STA.		
FED. ROAD DIST. NO. 4		ILLINOIS FED. AID PROJECT		



PIPE UNDERDRAIN DETAIL

* CONSTRUCT (2) AND (3), SAWCUT AS SHOWN IN DETAIL.
 CONSTRUCT (1) TO TOP OF (2) PRIOR TO PLACING (1).
 CONSTRUCT (4) AND COMPLETE CONSTRUCTION OF (7).

PAVEMENT DESIGN INFORMATION

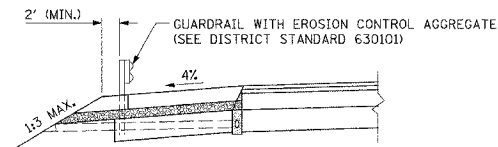
STRUCTURAL DESIGN TRAFFIC: 7000 YEAR: 2018
 PV = 6258 SU = 308 MU = 434
 ROAD/STREET CLASSIFICATION: RURAL CLASS: 1
 PERCENT OF STRUCTURAL DESIGN TRAFFIC IN DESIGN LANE:
 PV = 32% SU = 45% MU = 45%
 TRAFFIC FACTOR: ACTUAL TF = 2.26 AC TYPE = 20
 MINIMUM TF = 4.47
 PG GRADE: BINDER = 64-22 SURFACE = 64-22
 SUBGRADE SUPPORTING RATING:
 SSR = POOR

LEGEND

- (1) POLYMERIZED BITUMINOUS CONCRETE SURFACE COURSE SUPERPAVE MIX D N70 2"
- (2) POLYMERIZED BITUMINOUS CONCRETE BINDER COURSE SUPERPAVE IL-19.0 N70 2 1/4"
- (3) BITUMINOUS CONCRETE BINDER COURSE SUPERPAVE IL-19.0 N70 9"
- (4) LIME MODIFIED SOIL (12" MIN.)
- (5) PIPE UNDERDRAINS 4"
- (6) SUB-BASE GRANULAR MATERIAL, TYPE C, 5.25"
- (7) BITUMINOUS SHOULDERS SUPERPAVE 8"
- (8) AGGREGATE SHOULDERS, TYPE B 8"
- (9) CONCRETE HEADWALL FOR PIPE DRAIN (PER STD 60110)
- (10) 10" TRENCH FOR PIPE UNDERDRAINS (PER STD 60100) TO BE INSTALLED WITH LASER-GUIDED TRENCHER
- (11) FA-4 OR FM-4 SAND (INCLUDED IN COST OF PIPE UNDERDRAINS 4")
- (12) BITUMINOUS WEDGE TO BE REMOVED PRIOR TO TRENCHING (INCLUDED IN COST OF "PIPE UNDERDRAINS 4")
- (13) PIPE UNDERDRAINS (SPECIAL) 4" (PER ARTICLE 601.04) AT 1% SLOPE
- (14) TOPSOIL FURNISH AND PLACE, 4"

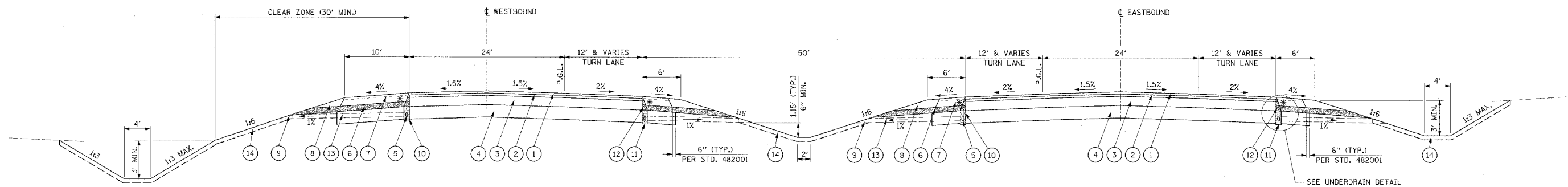
NOTES:

1. SEE JOB SPECIFIC NOTES FOR SUB-BASE GRANULAR MATERIAL, TYPE A USAGE AT LOCAL ROAD INTERSECTIONS.



FILL SECTION

CUT SECTION



IL 336 TANGENT SECTION

STA. 134+91.94 TO STA. 145+21.77
 STA. 178+65.35 TO STA. 188+96.15
 STA. 232+64.64 TO STA. 242+94.83
 STA. 303+28.90 TO STA. 313+69.09
 STA. 319+46.55 TO STA. 329+81.75
 STA. 344+62.66 TO STA. 354+83.55
 STA. 371+83.28 TO STA. 381+88.26
 STA. 399+85.05 TO STA. 410+43.83
 STA. 465+60.00 TO STA. 470+75.00
 STA. 502+39.64 TO STA. 511+61.50

NOTE: SEE PLANS FOR TURN LANE LOCATIONS

REVISIONS		ILLINOIS DEPARTMENT OF TRANSPORTATION
NAME	DATE	
		TYPICAL SECTIONS IL ROUTE 336 TURN LANES SECTION DRAWN BY _____ CHECKED BY _____ DATE _____