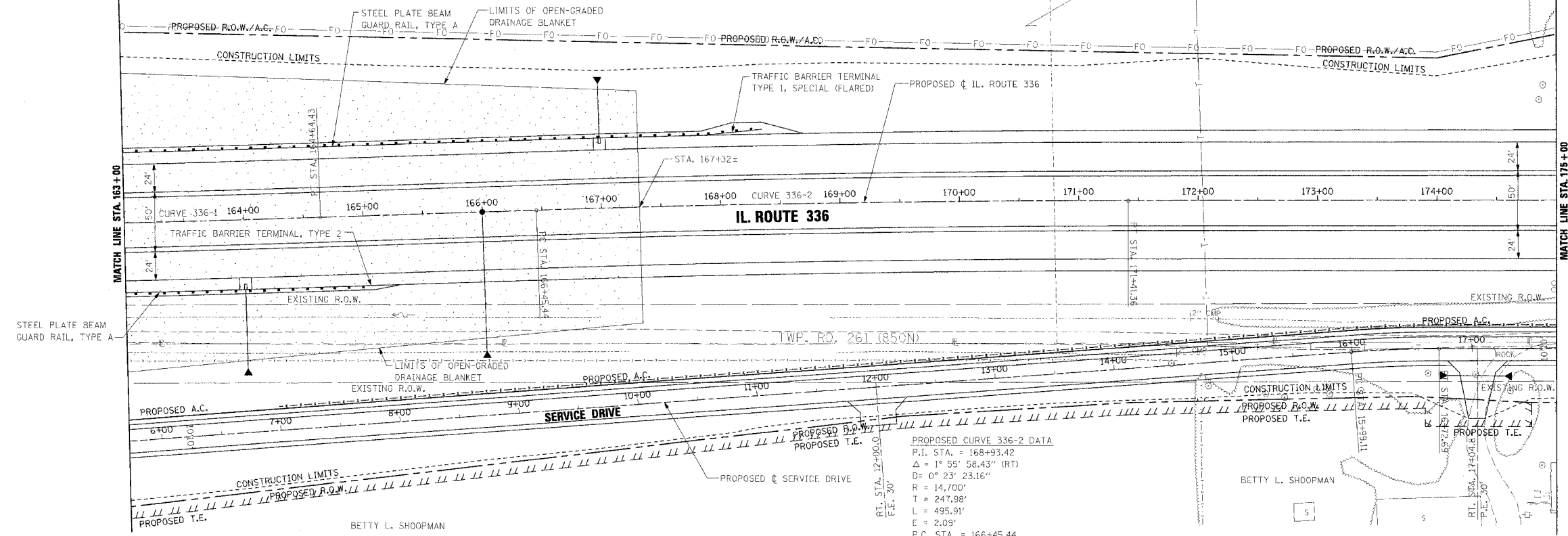


F.A.P. RTE.	SECTION	COUNTY	TOTAL SHEETS	SHEET NO.
315	55-2	McDONOUGH	1025	130
STA. 163+00		TO STA. 175+00		
FED. ROAD DIST. NO. 4 ILLINOIS FED. AID PROJECT				

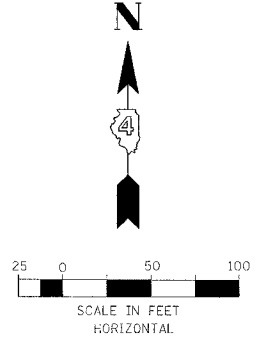
PROPOSED CURVE 336-1 DATA  
P.I. STA. = 162+04.55  
 $\Delta = 2^\circ 01' 33.96''$  (LT)  
R = 14,700'  
T = 259.94'  
L = 519.82'  
E = 2.30'  
P.C. STA. = 159+44.61  
P.T. STA. = 164+64.43

BRADLEY D. AND HEIDI L. MOSS

DONALD R. AND BETTY L. LOGAN

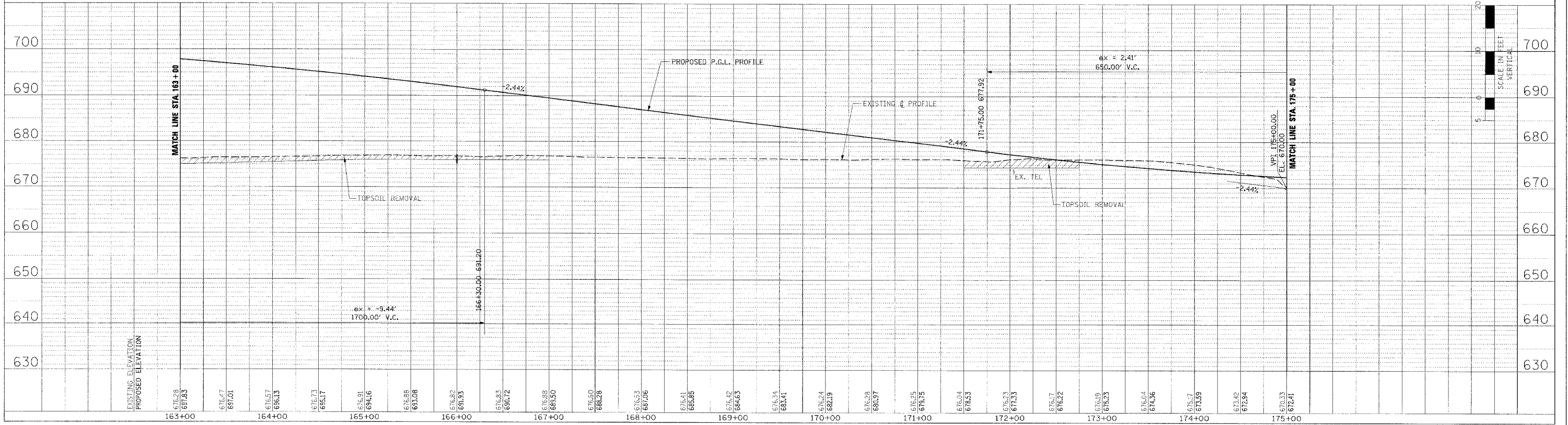


PROPOSED CURVE 336-2 DATA  
P.I. STA. = 168+93.42  
 $\Delta = 1^\circ 55' 58.43''$  (RT)  
D =  $0^\circ 23' 23.16''$   
R = 14,700'  
T = 247.98'  
L = 495.91'  
E = 2.09'  
P.C. STA. = 166+45.44  
P.T. STA. = 171+41.36



PLAN	DATE
BY	
CHECKED	
IN CHARGE	
NO.	

PROFILE	DATE
BY	
CHECKED	
IN CHARGE	
NO.	



ROADWAY PLAN AND PROFILE - IL. ROUTE 336 - STA. 163+00 TO STA. 175+00