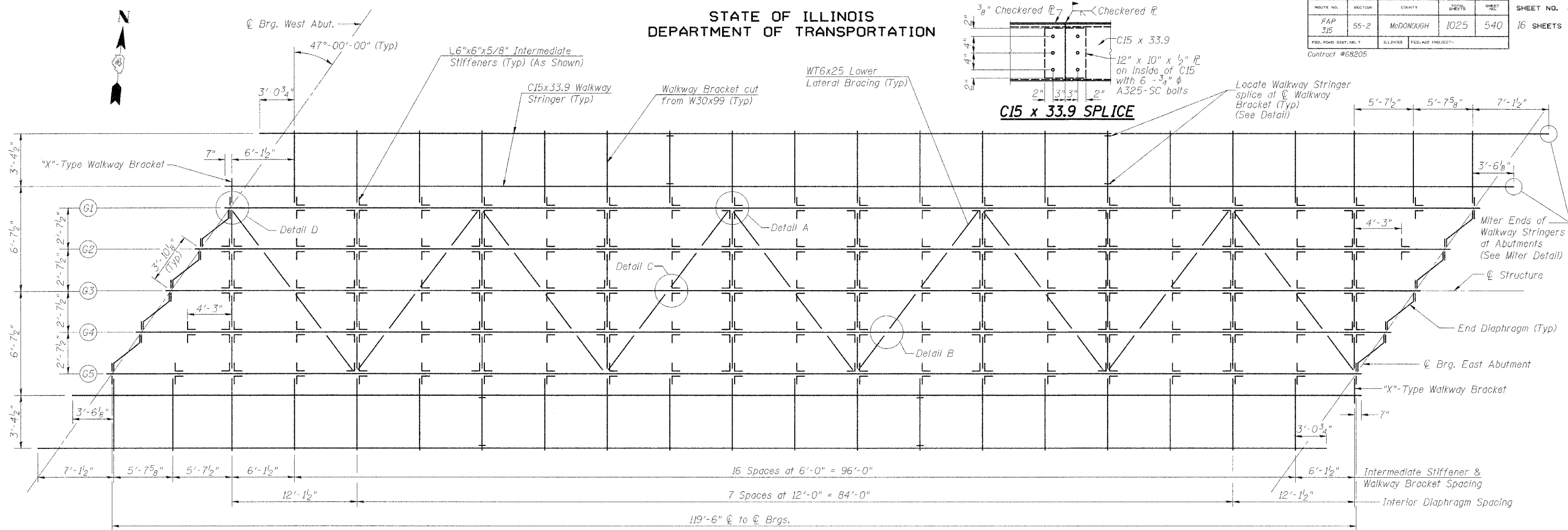


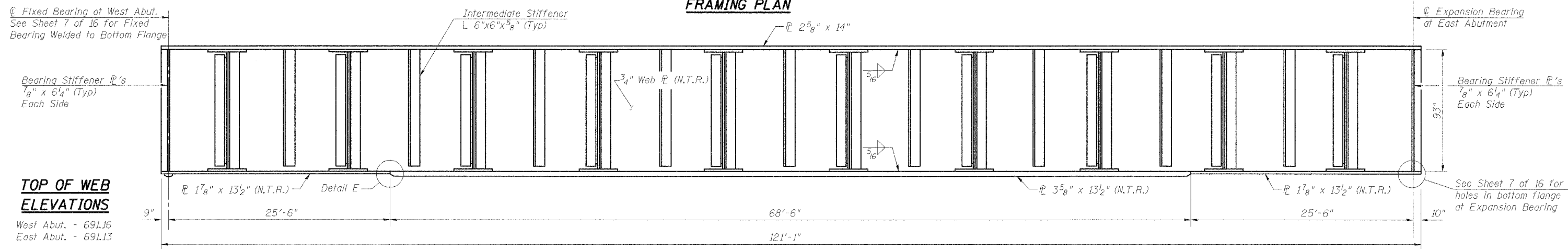
STATE OF ILLINOIS  
DEPARTMENT OF TRANSPORTATION

ROUTE NO. FAP 315	SECTION 55-2	COUNTY McDONOUGH	DATE 10/25	SHEET NO. 540	SHEET NO. 5 16 SHEETS
FED. ROAD DIST. NO. 7		ILLINOIS		FED. AID PROJECT	

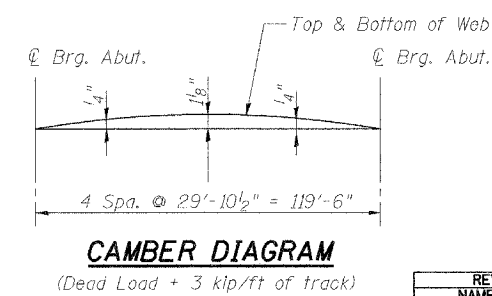

Contract #68205



**FRAMING PLAN**



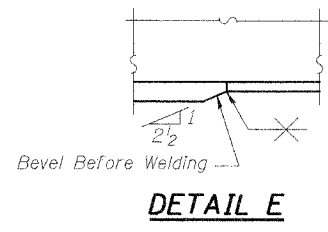
**GIRDER ELEVATION**  
(G3 shown, others similar)



**CAMBER DIAGRAM**  
(Dead Load + 3 kip/ft of track)

**NOTES:**

- All girders, bearing stiffeners, diaphragms, walkway brackets, lower lateral bracing, and gusset plates shall be AASHTO M270 Grade 50 steel.
- "N.T.R." denotes plates to which Notch Toughness Requirements are applicable.
- See Sheet 7 of 16 for Bearing Details and Moment & Reaction Tables.
- Work this sheet with Sheet 6 of 16.
- See Sheet 6 of 16 for Details A, B, C and D.
- Complete Joint Penetration (CJP) butt joints are permitted in web plates and flange plates subject to the following limitations:
  - Meet AASHTO/AWS D1.5 and ILDOT requirements.
  - No more than one per web or flange.
  - CJP welds in the flange and web must be separated by at least 36".
  - No CJP within four feet of the girder midspan.
  - No CJP at least 3" from bolt holes.



REVISIONS	
NAME	DATE

**LIN ENGINEERING, LTD.**  
210 N. Duane St. | Channahon, Illinois 62829  
Q201 485-4865 | FAX 815 493-4706  
Designer: JLS | Checked By: JTT | Drawn By: JML  
Date: 01/06 | File: 0559253.DWG

ILLINOIS DEPARTMENT OF TRANSPORTATION  
**FRAMING PLAN**  
BURLINGTON NORTHERN  
SANTA FE RAILROAD OVER RAMP J  
F.A.P. ROUTE 315 SECT. 55-2  
McDONOUGH COUNTY  
STATION 162+14.00  
STRUCTURE NO. 055-9903  
B.N.S.F. LINE SEGMENT 0011  
B.N.S.F. BRIDGE NO. 206.00

Revised 4-14-06