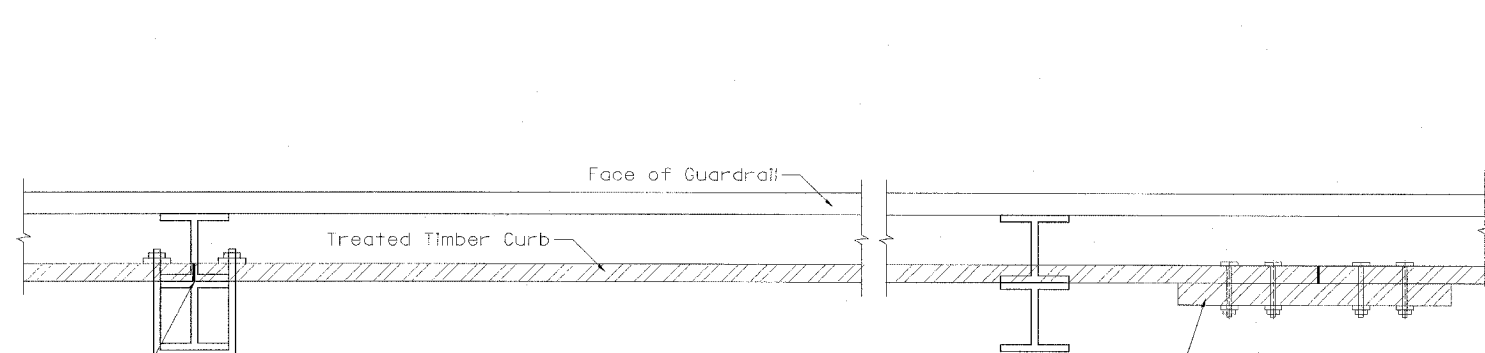


F.A.P. RTE.	SECTION	COUNTY	TOTAL SHEETS	SHEET NO.
315	55-2	MCDONOUGH	1036	626
STA.		TO STA.		
FED. ROAD DIST. NO. 4		ILLINOIS FED. AID PROJECT		

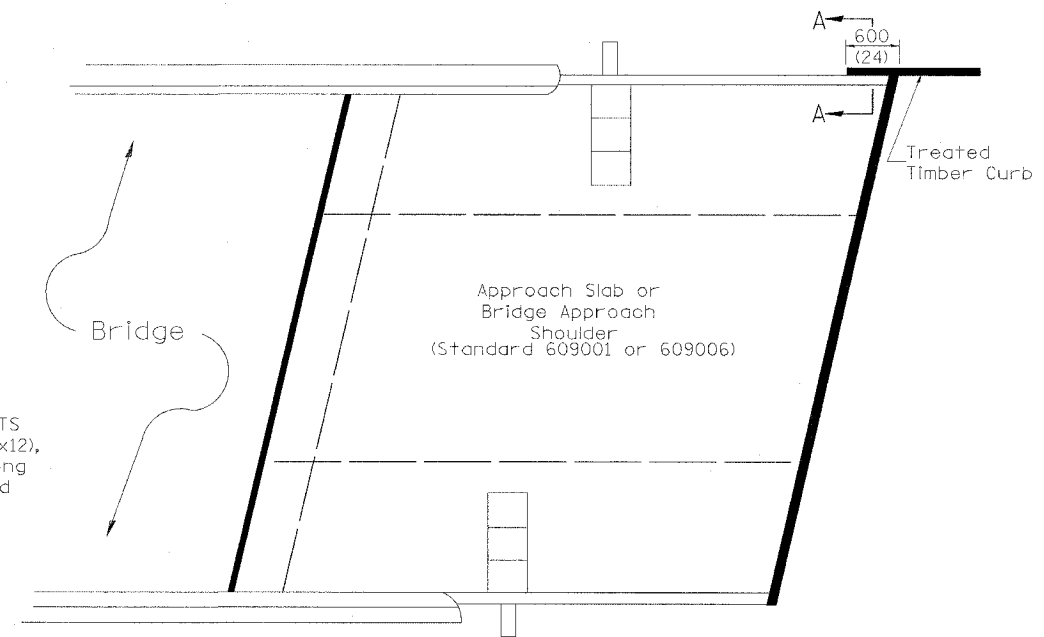


SPLICE LOCATED AT GUARDRAIL POST
M12(1/2) galvanized U-bolt with
nut & washer

DETAIL A

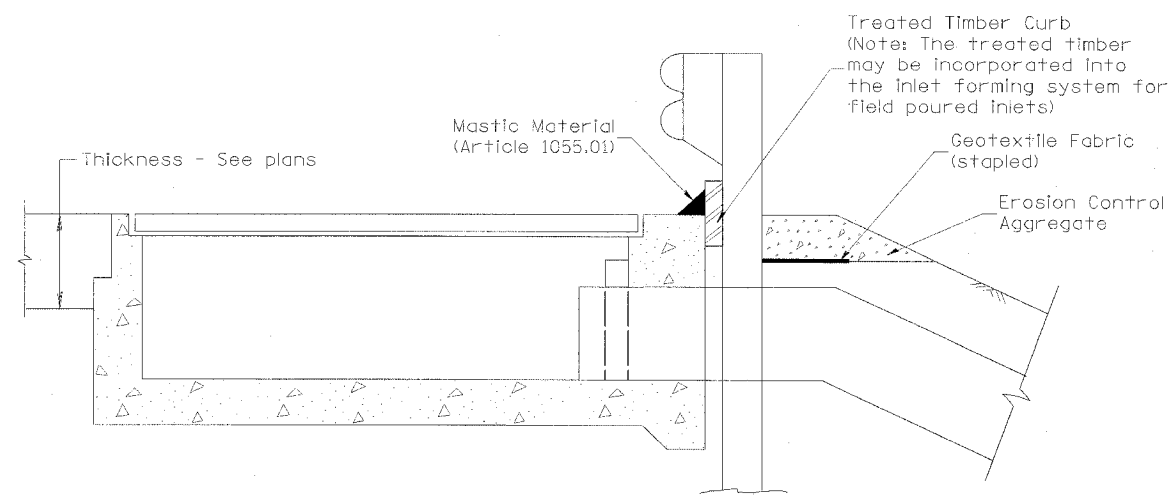
(Typical Treated Timber Splices)

SPLICE LOCATED BETWEEN GUARDRAIL POSTS
treated timber splice plate 50x300 (2x12),
actual size 40x290 (1 1/2x11 1/2), 600(24) long
with 8 evenly spaced M12(1/2) galvanized
bolts with nuts & washers.

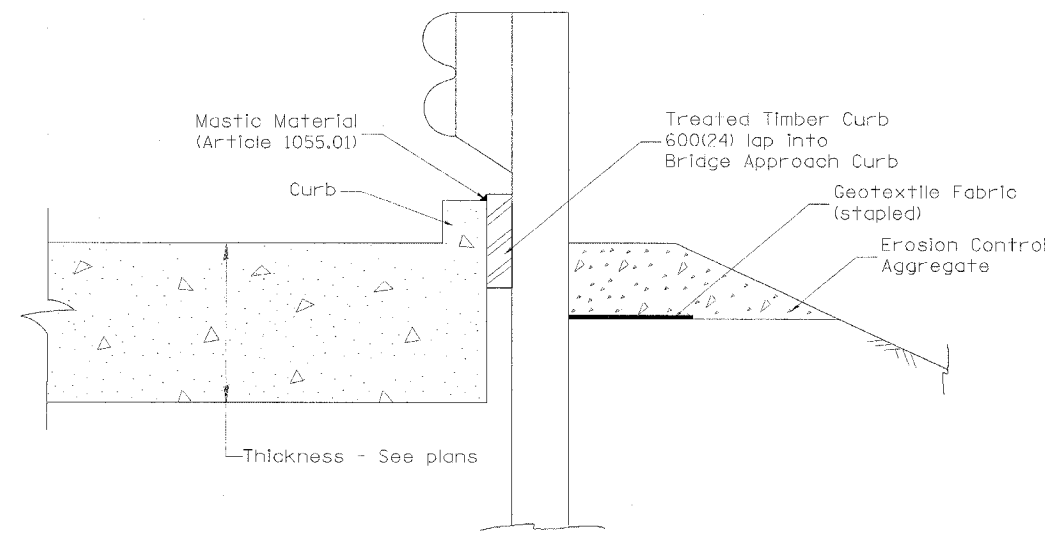


PLAN VIEW

APPROACH SLAB OR BRIDGE APPROACH SHOULDER
(STANDARD 609001 or 609006)



TYPICAL SECTION WITH EROSION CONTROL CURB
AT INLETS TYPE E & F (STANDARD 610001)



SECTION A-A
TYPICAL SECTION WITH EROSION CONTROL CURB
AT BRIDGE APPROACH CURB
(STANDARD 609001 OR 609006)

All dimensions are in millimeters
(Inches) unless otherwise noted.

ILLINOIS DEPARTMENT OF TRANSPORTATION	
DISTRICT CADD STANDARD	
GUARDRAIL EROSION CONTROL TREATMENTS	
CADD STD NO. 630101-D4(2)	SHEET 2 OF 2
SCALE: NOT DRAWN TO SCALE	DRAWN BY CADD
DATE **DATE**	CHECKED BY

630101-D4(2)

\$\$\$DATE\$\$\$

CGN-ONLY