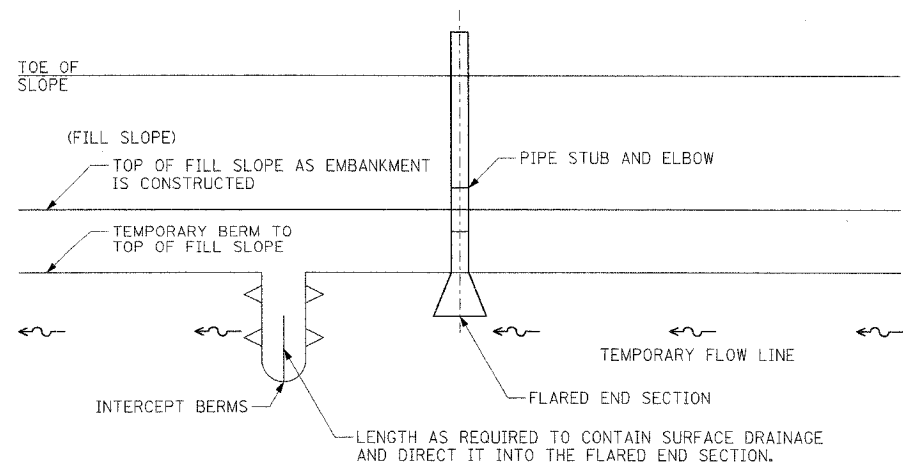
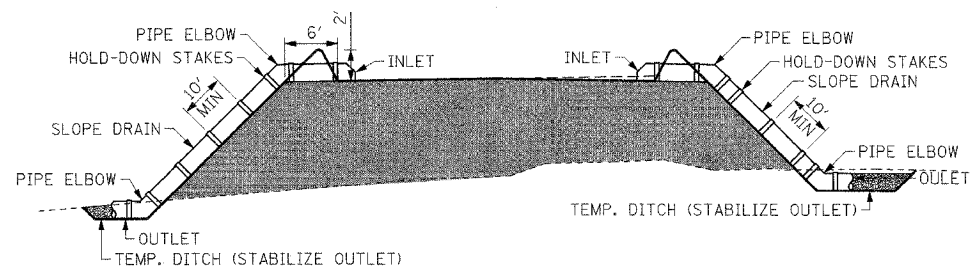


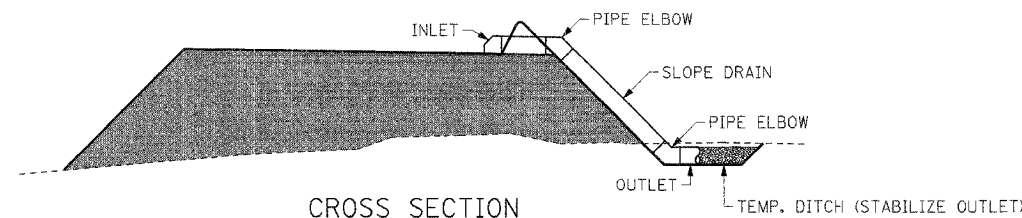
F.A.U. RTE.	SECTION	COUNTY	TOTAL SHEETS	SHEET NO.
0369	97-00025-00-BR	WILL	156	42
STA.		TO STA.		
FED. ROAD DIST. NO.		ILLINOIS FED. AID PROJECT		
CONTRACT NO: 83757				



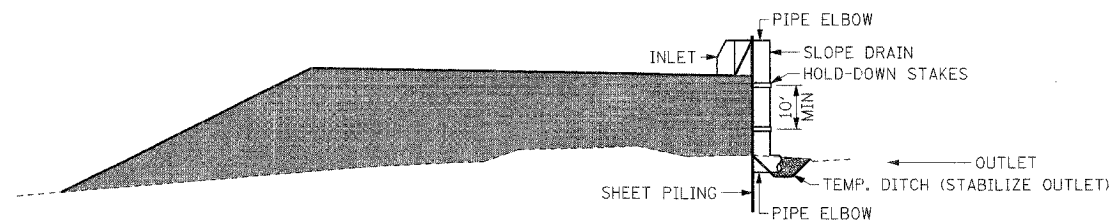
PLAN



CROSS SECTION
 STA. 16+10 RT (STAGE II)
 STA. 17+00 RT (STAGE II)
 STA. 17+10 RT (STAGE II)
 STA. 17+20 RT (STAGE II)



CROSS SECTION
 STA. 13+98 RT (STAGES I & II)
 STA. 14+40 RT (STAGE III)
 STA. 14+60 RT (STAGES I & II)
 STA. 14+80 RT (STAGE III)



CROSS SECTION
 STA. 15+50 RT (STAGES I & II)
 STA. 16+58.11 RT (STAGE I)

TEMPORARY PIPE SLOPE DRAINS

TEMPORARY PIPE SLOPE DRAIN NOTES:

1. THE TEMPORARY SLOPE DRAIN SHALL BE USED AT THE TOP OF THE FILL SLOPE DURING EMBANKMENT CONSTRUCTION AT LOCATIONS SHOWN ON THE PLANS. THIS PREVENTS EXCESSIVE EROSION PRIOR TO SHOULDER CONSTRUCTION AND SLOPE SEEDING/MULCHING.
2. THE ENGINEER SHALL DIRECT CONSTRUCTION BASED ON THE DIMENSIONS AND LOCATIONS SHOWN IN THE DETAIL OR THE PLANS. THEY SHOULD BE PLACED AT LOCATIONS SHOWN ON THE PLANS.
3. ALL TEMPORARY SLOPE DRAINS SHALL DISCHARGE INTO THE BACK OF THE SEDIMENT BASINS OR DITCHES DISCHARGING INTO TRAPS OR BASINS. SUCH DITCHES SHALL BE STABILIZED AND NOT AN EXPOSED SOIL DITCH.
4. PIPES ON SLOPES SHALL BE SECURED THROUGH THE USE OF HOLD-DOWN STAKES WITH A MAXIMUM SPACING OF 10 FEET. PIPES ATTACHED TO THE SHEET PILING SHALL BE SECURED USING A METHOD APPROVED BY THE ENGINEER.
5. STAPLES SHALL BE USED TO ANCHOR THE FILTER FABRIC AND SHALL BE UNIFORMLY SPACED AT APPROXIMATELY ONE FOOT INTERVALS.
6. CONDUIT MATERIAL SHALL BE HEAVY DUTY FLEXIBLE MATERIAL SUCH AS NON-PERFORATED CORRUGATED PLASTIC TUBING OR SPECIALLY DESIGNED FLEXIBLE TUBING.
7. THE FLARED END SECTION SHALL MEET THE REQUIREMENTS AS SHOWN ON ILLINOIS URBAN MANUAL STANDARD DRAWING IL-545.
8. THE CONTRACTOR SHALL PLACE GEOTEXTILE AROUND THE METAL END SECTION TO PREVENT BLOW-OUTS.

REVISIONS	
NAME	DATE

VILLAGE OF NEW LENOX
 F.A.U. (0369) CEDAR ROAD OVER HICKORY CREEK
 WILL COUNTY
**EROSION CONTROL
 DETAILS I**

SCALE: NTS
 DATE: 07/01/05

DRAWN BY: PFR
 CHECKED BY: CJH

TENG

TENG & ASSOCIATES, INC.
 ENGINEERS/ARCHITECTS/PLANNERS
 300 N. MICHIGAN AVE., CHICAGO, IL 60601
 TELEPHONE: 312.642.4000