
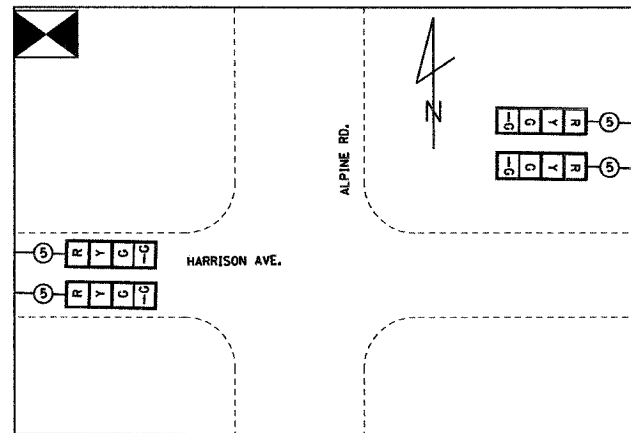


F.A. RTE.	SECTION	COUNTY	TOTAL SHEETS	SHEET NO.
303	03-00520-00-WR	WINNEBAGO	254	175
STA. TO STA.		FED. ROAD DIST. NO. ILLINOIS FED. AID PROJECT		

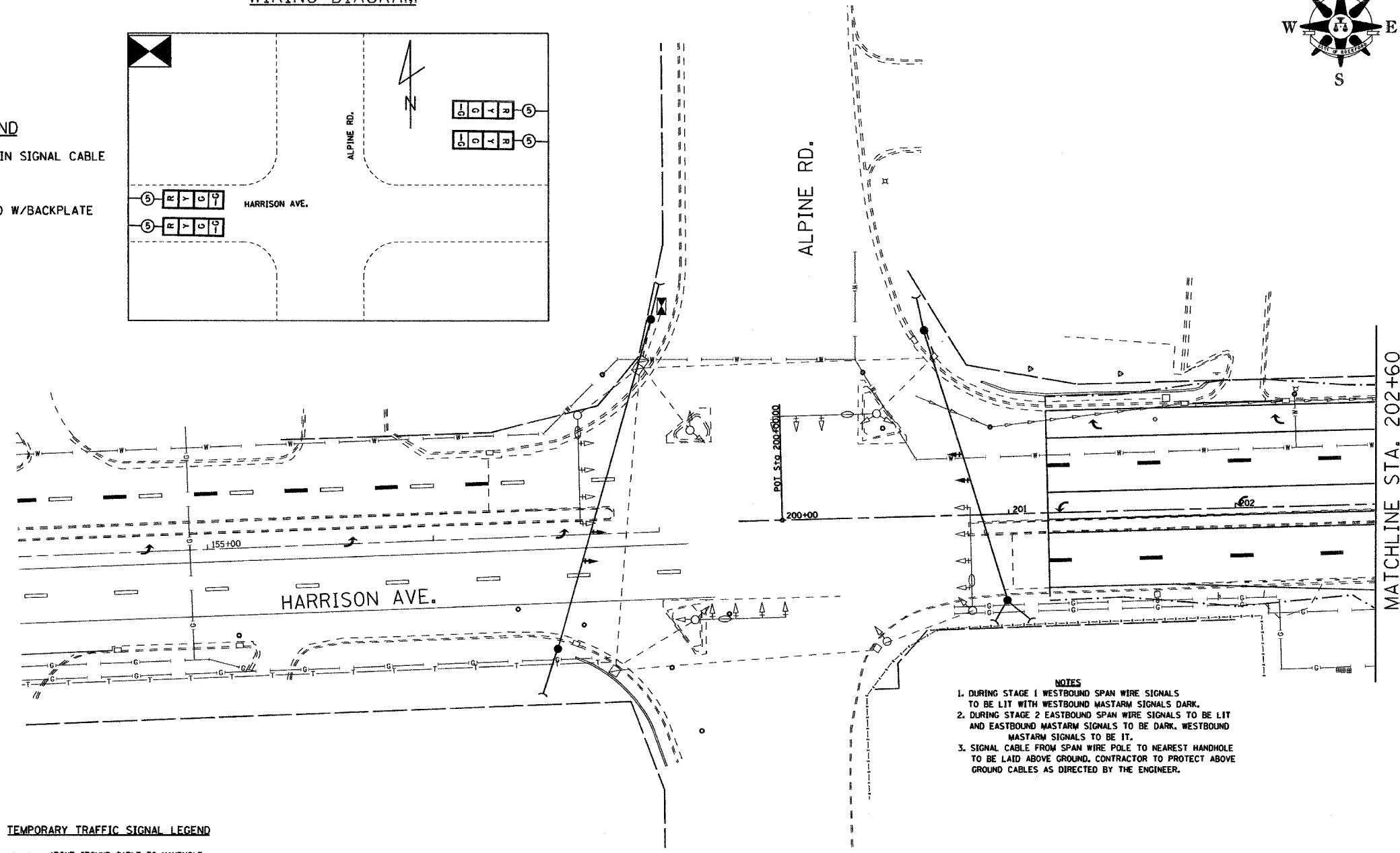


WIRING DIAGRAM



③ NO. OF CONDUCTORS IN SIGNAL CABLE

R  
Y  
G TRAFFIC SIGNAL HEAD W/BACKPLATE



- NOTES**
1. DURING STAGE 1 WESTBOUND SPAN WIRE SIGNALS TO BE LIT WITH WESTBOUND MASTARM SIGNALS DARK.
  2. DURING STAGE 2 EASTBOUND SPAN WIRE SIGNALS TO BE LIT AND EASTBOUND MASTARM SIGNALS TO BE DARK. WESTBOUND MASTARM SIGNALS TO BE IT.
  3. SIGNAL CABLE FROM SPAN WIRE POLE TO NEAREST HANDHOLE TO BE LAID ABOVE GROUND. CONTRACTOR TO PROTECT ABOVE GROUND CABLES AS DIRECTED BY THE ENGINEER.

TEMPORARY TRAFFIC SIGNAL LEGEND

- - ABOVE GROUND CABLE TO HANDHOLE
- ~ GUY WIRE ANCHOR
- SPAN WIRE POLE
- +▲ TRAFFIC SIGNAL HEAD

**ALPINE RD. TEMPORARY SIGNALS**