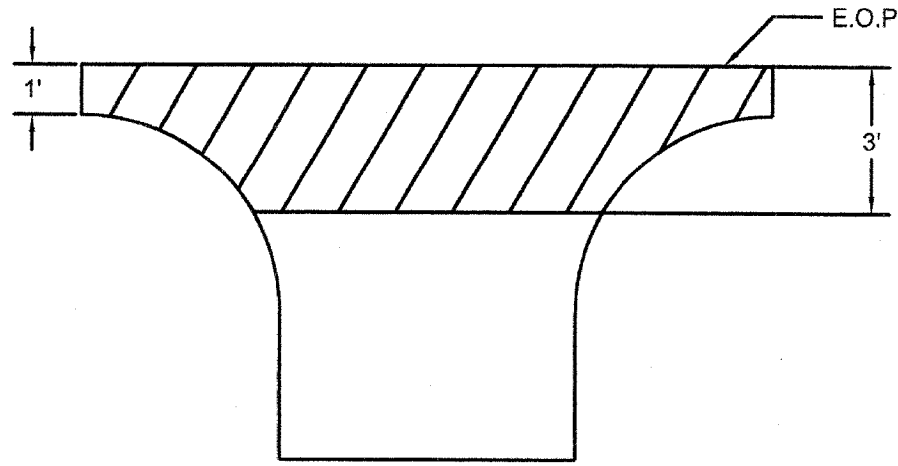


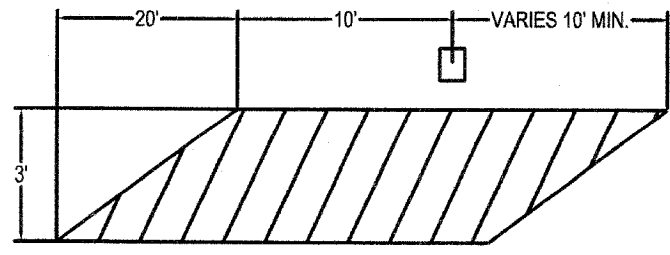
FAS NO	SECTION	COUNTY	TOTAL SHEETS	SHEET NO
332	03-00102-00-RS		3	3
PROJECT RS- 332(104)				
CONTRACT # 87326				



TYPICAL FIELD & PRIVATE ENTRANCE

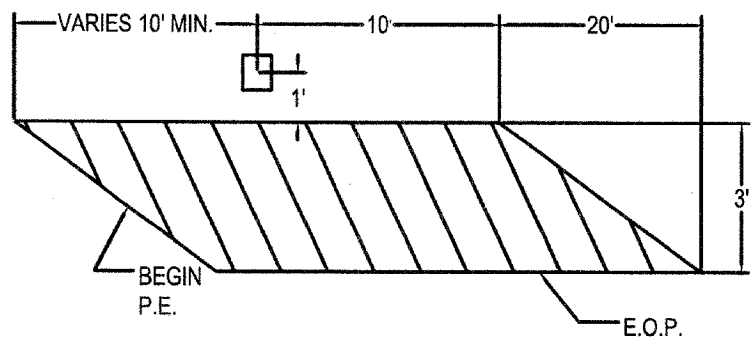
34 EACH

LT. STA.	LT. STA.	RT. STA.	RT. STA.
2+23	50+19	0+90	53+22
3+17	51+11	3+17	57+79
3+54	58+25	3+82	65+88
4+83	85+80	4+37	69+49
7+35	98+75	5+44	85+15
18+80	99+56	12+70	90+17
26+14	118+64	18+80	92+91
39+28	122+11	19+65	98+25
		39+28	124+38



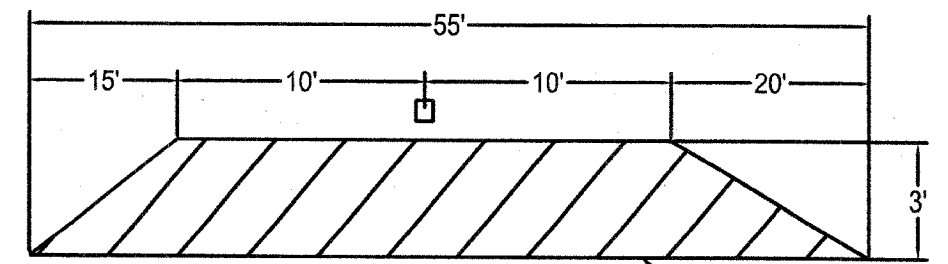
TYPICAL MAILBOX FOLLOWING

1 EACH
69+71 RT




TYPICAL MAILBOX LEAD IN

2 EACH
3+60 LT
39+52 LT

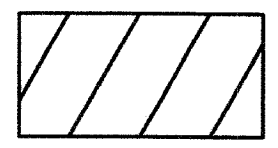


TYPICAL MAILBOX TURN OUT

5 EACH
0+90 LT 49+31 LT
4+29 LT 90+17 LT
5+80 LT



AREA TO BE PAID AS
INCIDENTAL BITUMINOUS SURFACING

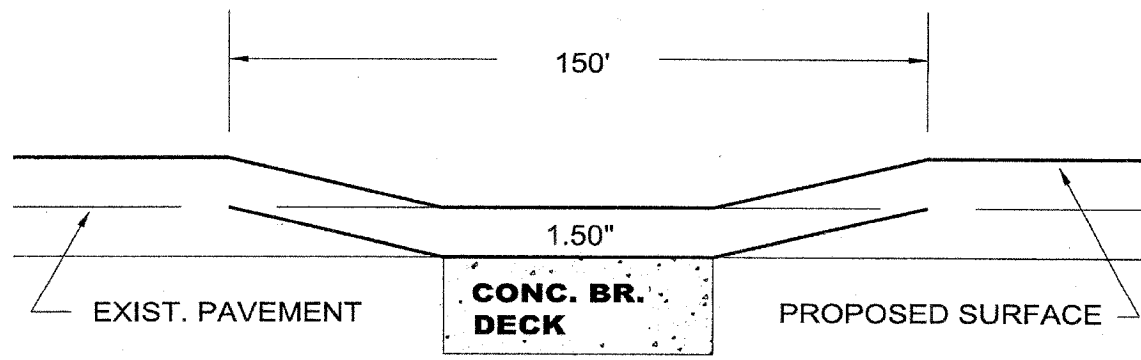


AREA TO BE CONSTRUCTED
DURING MAINLINE PAVING OPERATIONS
SLOPE = 3/4" PER FOOT

NOTES

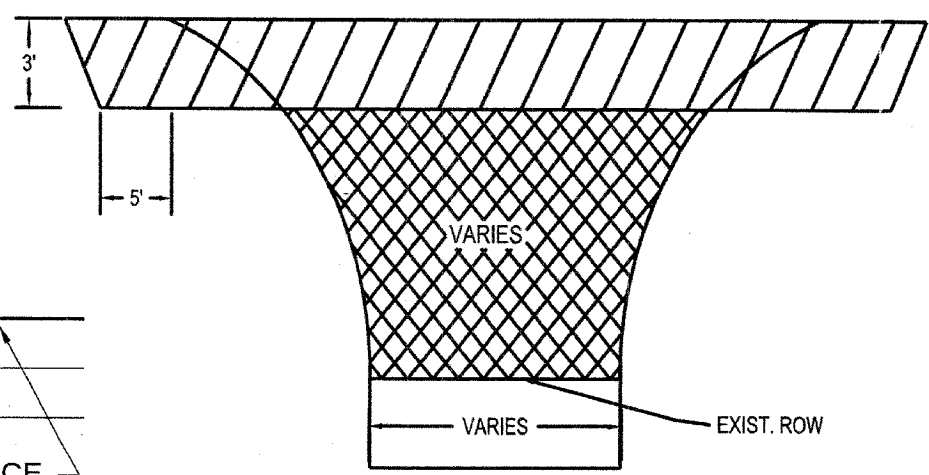
1. USE SAME MAINLINE MATERIAL FOR SIDE ROAD RETURNS, FIELD & PRIVATE ENTRANCES, AND MAILBOXES.
2. AGGREGATE SHOULDERS TO BE PLACED BEHIND SIDE ROAD RETURNS, FIELD & PRIVATE ENTRANCES, AND MAILBOXES AS DIRECTED BY THE ENGINEER.
3. SHORT TERM PAVEMENT MARKINGS TO BE REMOVED BY FORD COUNTY PERSONNEL.
4. EXISTING BRIDGE STRUCTURE SHALL BE OVERLAYED DURING SURFACE COURSE PAVING ONLY. MAXIMUM LIFT THICKNESS SHALL BE 1.5".
5. THE FOLLOWING APPLICATION RATES HAVE BEEN ASSUMED IN CALCULATING QUANTITIES:

GRANULAR MATERIALS	2.00 TON / CU YD
BIT MATL (PR CT)	0.075 GAL / SQ YD
AGGREGATE (PR CT)	0.001 TON / SQ YD
BIT CONC	112 # / SQ YD / INCH
SHORT TERM PVMT MKING	4 FT / 40 FT OF APPL.



VAR. DEPTH MILL DETAIL

1 LOCATION
55+00 TO 56+50



TYPICAL SIDE ROAD RETURN

4 EACH
STA. 0+70 LT
STA. 19+65 LT
STA. 72+67 LT & RT