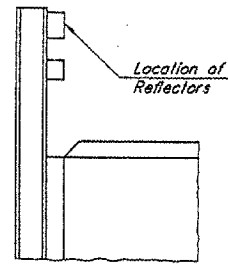


Location	Spacing	No. Req'd
On Bridge	25'-0"	10
TOTAL		10



**REVTMENT MAT (SQ. YD.)**

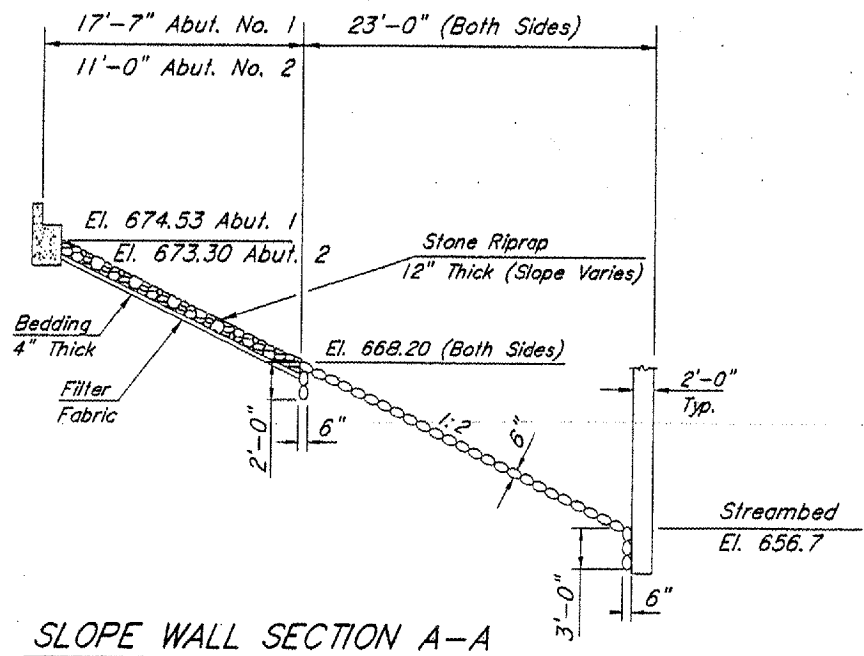
	Abut. No.1	Abut. No.2	Total
Exposed Area	412	388	800

**STONE RIPRAP (SQ. YD.)**

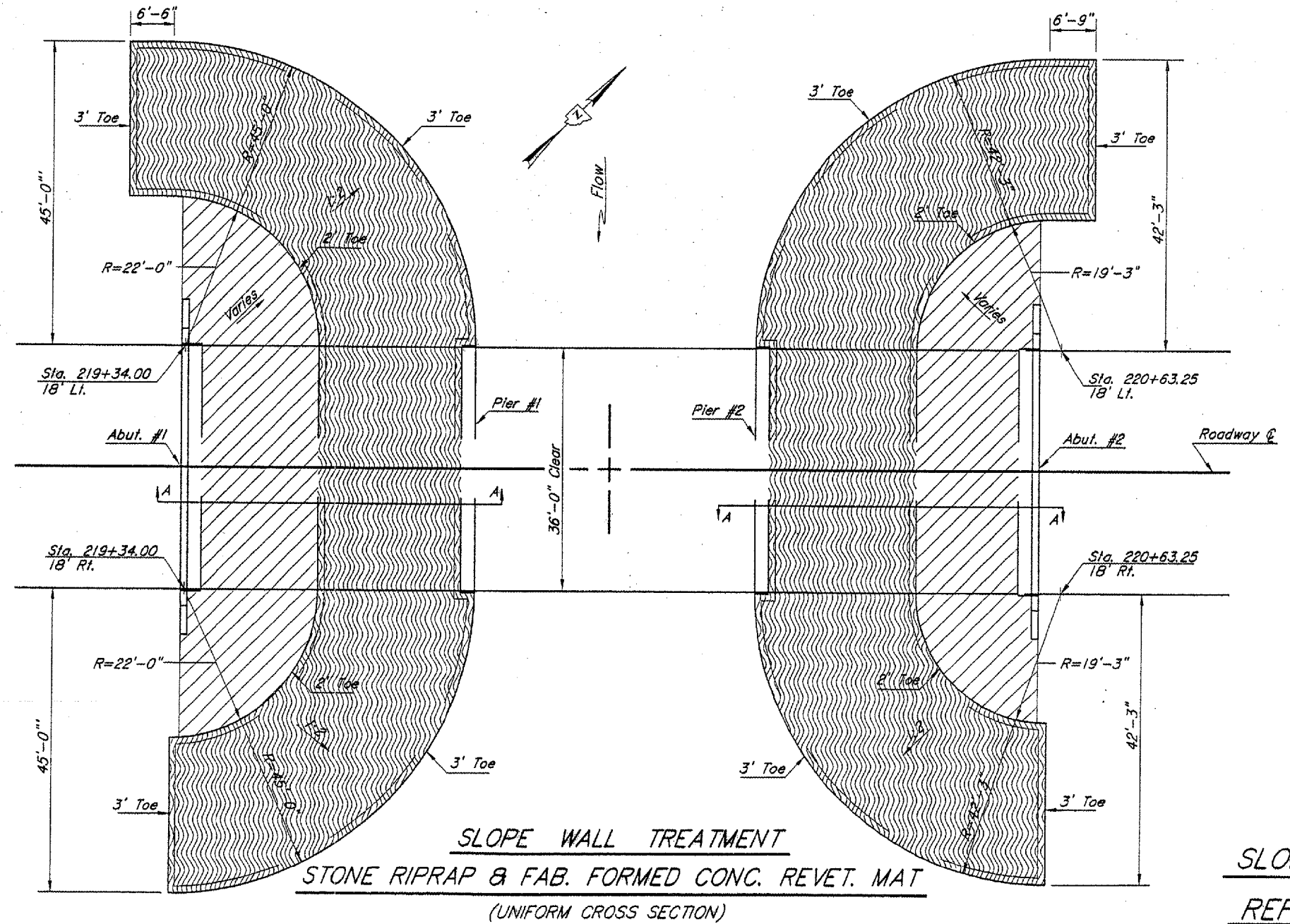
Abut. No. 1	Abut. No. 2	TOTAL
162	131	293

NOTE: Denotes Fabric Formed Conc. Revetment Mat  
 NOTE: Hatched areas denote Stone Riprap.

Areas of toe walls will not be included in quantity for Revetment Mat. Exposed surfaces to be measured as the sloped distance.



**SLOPE WALL SECTION A-A**



**SLOPE WALL TREATMENT**  
**STONE RIPRAP & FAB. FORMED CONC. REVET. MAT**  
 (UNIFORM CROSS SECTION)

**SLOPE WALL REFLECTORS**

Filename: 'SLOPE WALL'