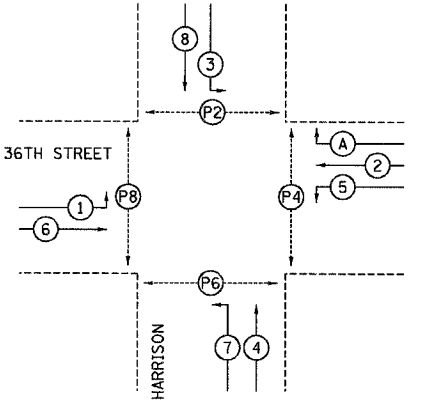


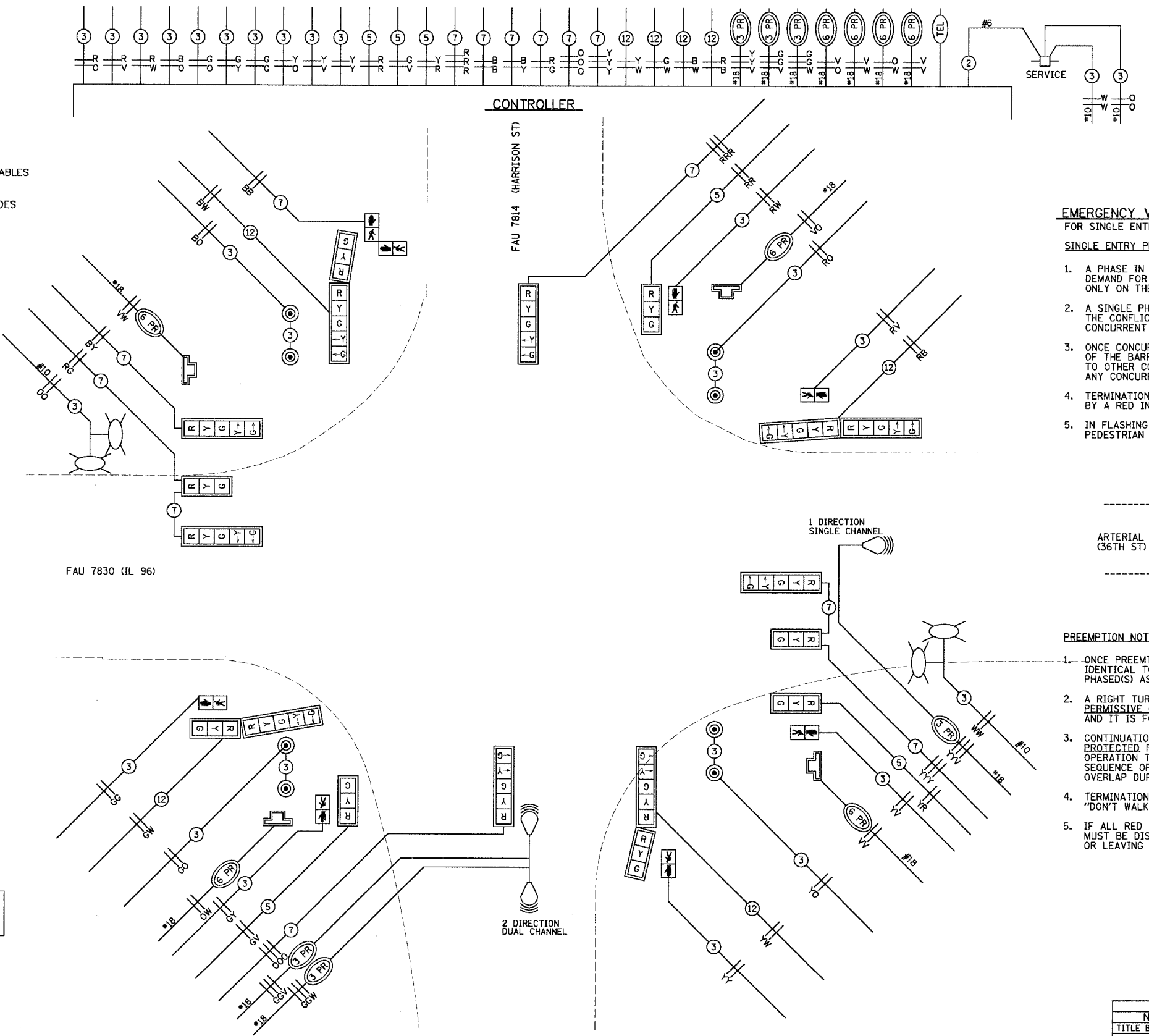
F.A.U. RTE.	SECTION	COUNTY	TOTAL SHEETS	SHEET NO.
7814	05-00186-01-PV	ADAMS	78	38
STA. _____		TO STA. _____		
FED. ROAD DIST. NO. ILLINOIS FED. AID PROJECT				

LEGEND

- 12" SIGNAL FACE
- 12" SIGNAL FACE WITH BACKPLATE
- 12" DIRECTIONAL SIGNAL SECTION
- 12" PEDESTRIAN SIGNAL FACE
- VIDEO CAMERA
- ELECTRIC CABLE DENOTING NO. OF CABLES (NO. 14 UNLESS OTHERWISE NOTED)
- ELECTRIC CABLE IDENTIFIER TAPE CODES
- PEDESTRIAN PUSH BUTTON
- LUMINAIRE
- EMERGENCY VEHICLE PRIORITY SYSTEM DETECTOR UNIT

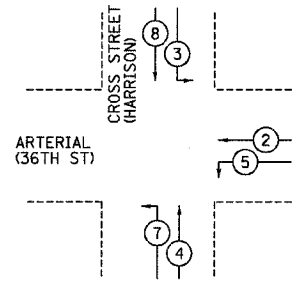


PHASE DESIGNATION DIAGRAM



EMERGENCY VEHICLE PREEMPTION SEQUENCE

- FOR SINGLE ENTRY OPERATION
- SINGLE ENTRY PHASING NOTES:**
1. A PHASE IN ONE RING CAN BE SELECTED AND TIMED ALONE IF THERE IS NO DEMAND FOR SERVICE IN A NON-CONFLICTING PHASE ON THE PARALLEL RING ONLY ON THE ARTERIAL'S SIDE OF THE BARRIER.
 2. A SINGLE PHASE SELECTED AS STATED IN NOTE 1 SHALL ONLY TERMINATE TO THE CONFLICTING PHASE ON THE SAME SIDE OF THE BARRIER OR TO ANY CONCURRENT PHASES ON THE OTHER SIDE OF THE BARRIER.
 3. ONCE CONCURRENT TIMING OF BOTH RINGS OCCURS ON THE ARTERIAL'S SIDE OF THE BARRIER, THE ASSOCIATED CONCURRENT PHASES SHALL ONLY CLEAR TO OTHER CONCURRENT PHASES ON THE SAME SIDE OF THE BARRIER OR TO ANY CONCURRENT PHASES ON THE OTHER SIDE OF THE BARRIER.
 4. TERMINATION OF A PHASE SHALL BE WITH A YELLOW INDICATION FOLLOWED BY A RED INDICATION.
 5. IN FLASHING MODE, ALL VEHICULAR SIGNAL FACES SHALL FLASH RED AND ALL PEDESTRIAN SIGNAL FACES SHALL BE DARK.



PRIORITY LANE INTERVAL	1	2	3
MOVEMENT	← 2	8 3	↑ 7
	↓ 5	↓ 4	7 4

- PREEMPTION NOTES:**
1. ONCE PREEMTION HAS BEEN CALLED, TERMINATION OF A PHASE(S) SHALL BE IDENTICAL TO THE NORMAL SEQUENCE OF OPERATION'S TERMINATION OF A PHASE(S) AS DESCRIBED IN THE SINGLE ENTRY PHASING NOTES.
 2. A RIGHT TURN OVERLAP SHALL BE TERMINATED IF THAT OVERLAPS IS IN ITS PERMISSIVE OR PROTECTED PHASE IN THE NORMAL SEQUENCE OF OPERATION AND IT IS FOLLOWED BY ITS PROTECTED PHASE IN THE PREEMPTION SEQUENCE.
 3. CONTINUATION OR TERMINATION OF A RIGHT TURN OVERLAP DURING ITS PROTECTED PHASE WHEN TRANSFERRING FROM THE NORMAL SEQUENCE OF OPERATION TO THE PREEMPTION SEQUENCE SHALL BE IDENTICAL TO THE NORMAL SEQUENCE OF OPERATION'S CONTINUATION OR TERMINATION OF A RIGHT TURN OVERLAP DURING ITS PROTECTED PHASE.
 4. TERMINATION OF ALL PEDESTRIAN PHASES SHALL INCLUDE A FULL FLASHING "DON'T WALK" INTERVAL.
 5. IF ALL RED CLEARANCE IS USED IN THE NORMAL SEQUENCE OF OPERATION, IT MUST BE DISPLAYED AFTER THE YELLOW CLEARANCE INTERVAL WHEN ENTERING OR LEAVING THE PREEMPTION SEQUENCE.

LUMINAIRES AND TWIN TENON MOUNTS TO BE RELOCATED FROM EXISTING LIGHT POLE AT STA 2258+52 30' RT AND COMBINATION MAST ARM AT STA 2263+13 38' LT.

NAME	DATE
TITLE BLOCK - SEB	9/26/05

TRAFFIC SIGNAL CABLE DIAGRAM
 FAU 7814 (HARRISON STREET)
 SECTION 05-00186-01-PV
 ADAMS COUNTY

SCALE: NONE
 DATE: 9/12/05

DRAWN BY: SEB
 CHECKED BY: SRW

3/6/2006
 P:\9411\con\940829\con\res\138_0402946_1502.dwg