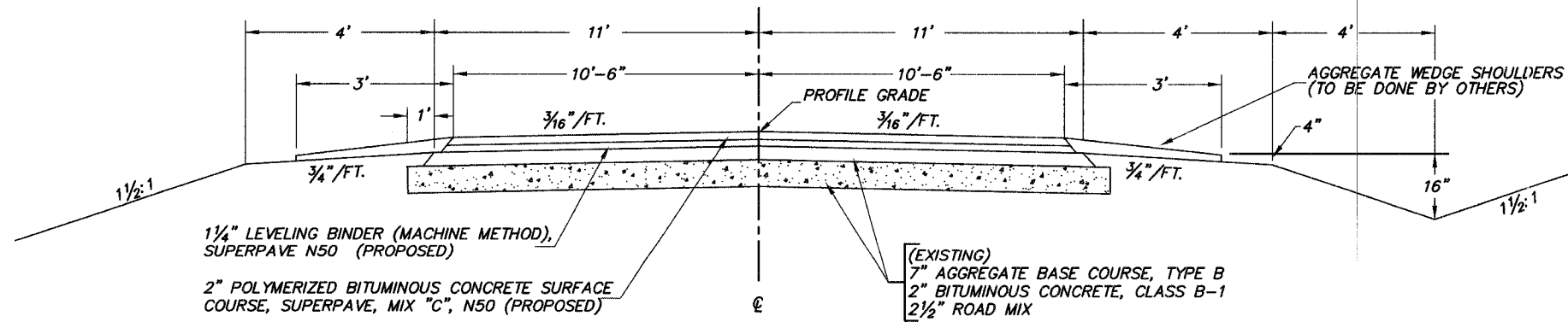
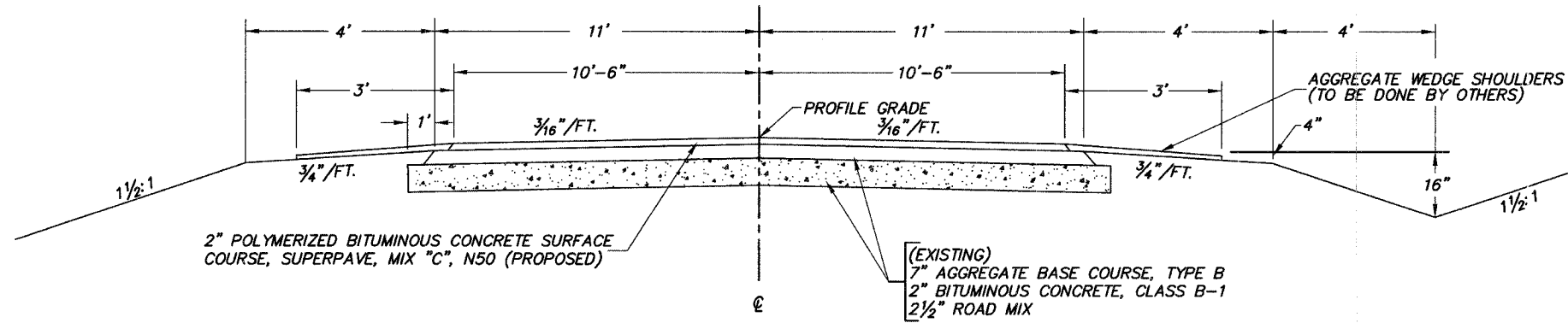
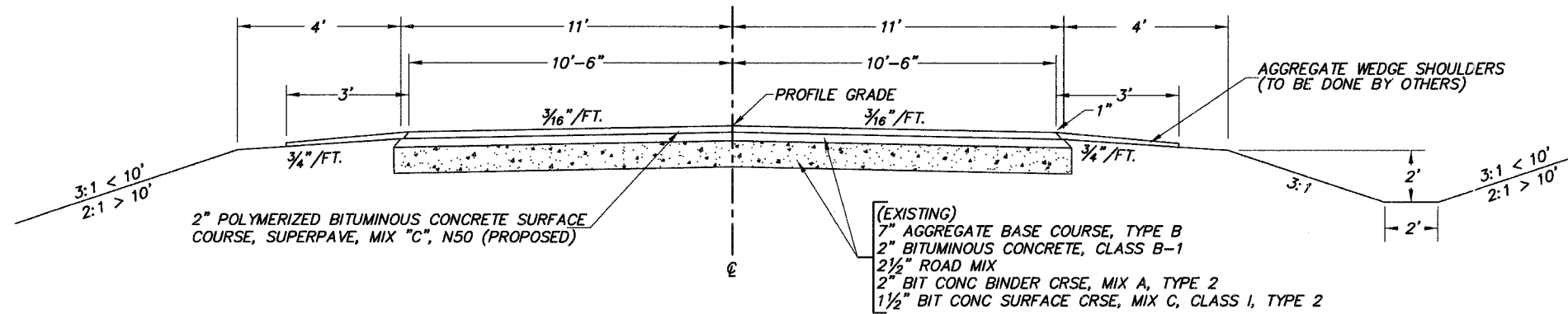


COUNTY	ROUTE	SECTION	TOTAL SHEETS	SHEET NO.
ADAMS	FAS 592	06-00196-00-RS	9	3
TYPICAL CROSS SECTIONS				

TYPICAL CROSS SECTIONS



CLASS I BITUMINOUS MIXTURE REQUIREMENTS

ITEM	ASPHALT GRADE	AGG. COMPOSITION	ALLOWABLE RAP	VOIDS
PCLY. SURFACE	SBS PG 64-28	IL-9.5 or 12.5 MIX C	0%	4.0% @ N50
SURFACE	PG 58-22	IL-9.5 or 12.5 MIX C	15%	4.0% @ N50
LEVELING BINDER	PG 58-22	IL-12.5	15%	4.0% @ N50