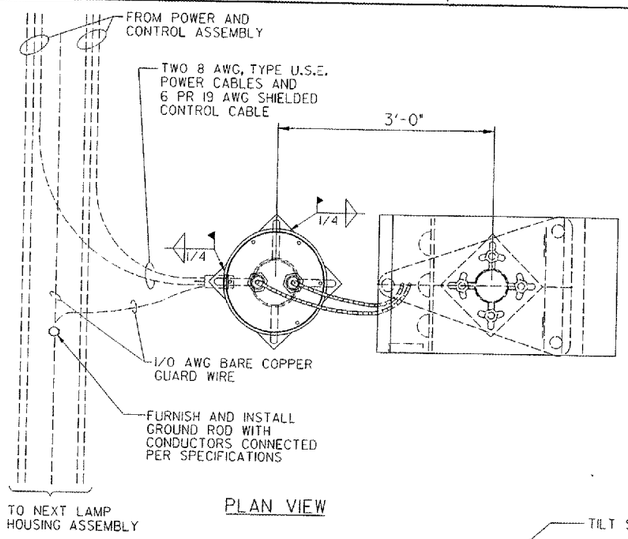

PLAN VIEW

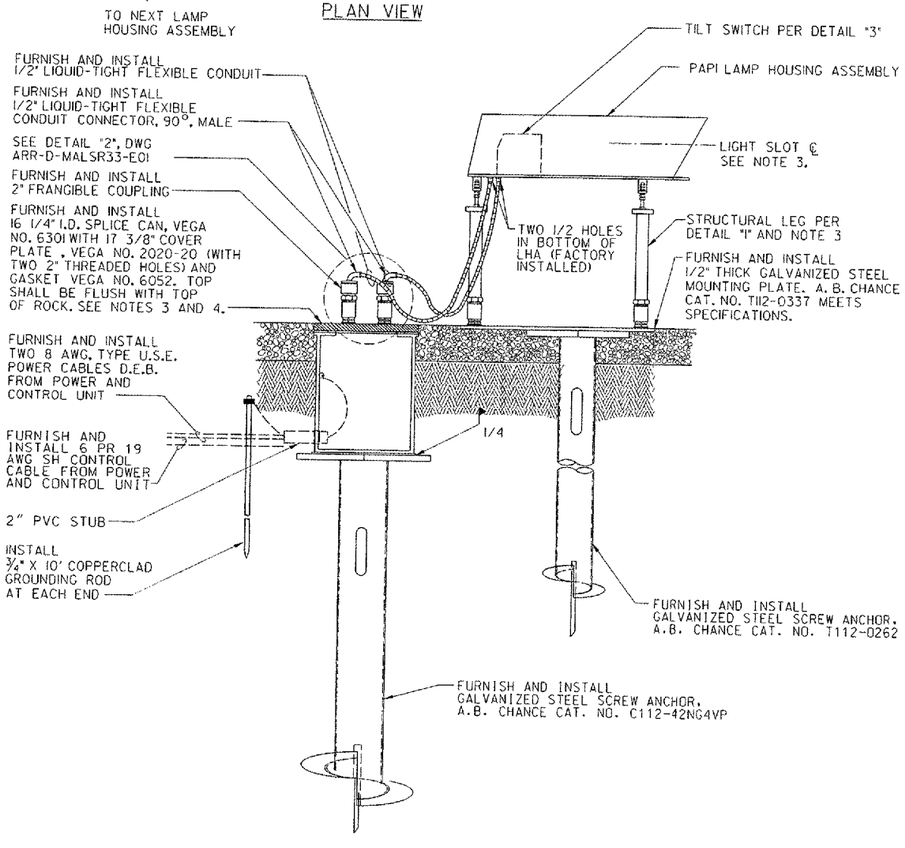

ELEVATION VIEW
PAPI LAMP HOUSING ASSEMBLY (LHA) INSTALLATION

1 DETAIL

SCALE IN FEET 1 0 1 2

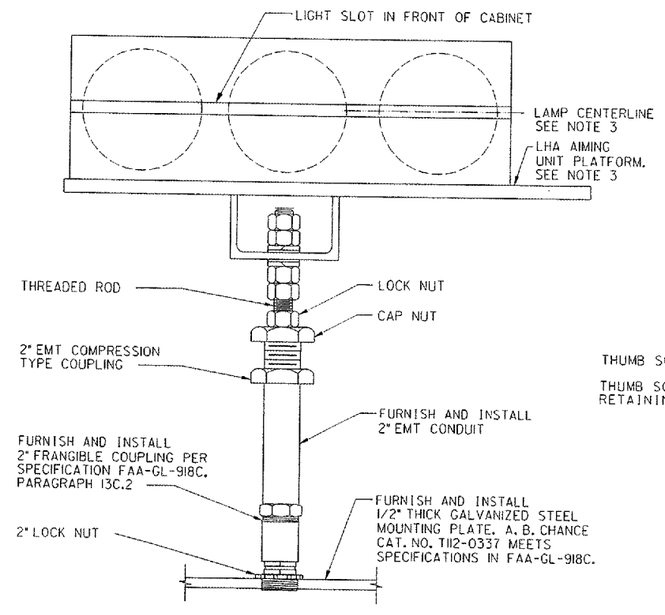

LAMP HOUSING ASSEMBLY STRUCTURAL LEG

2 DETAIL
NOT TO SCALE

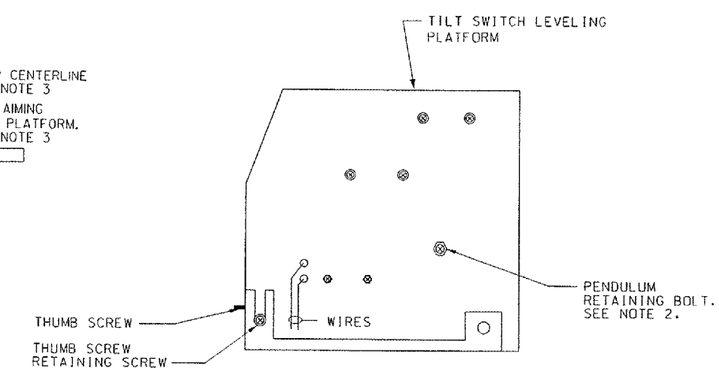

TILT SWITCH DETAILS
SEE NOTE 2

3 DETAIL
NOT TO SCALE

NOTES:

1. REMOVE INSULATION AND SHIELD FROM A LENGTH OF 6 PR 19 AWG SH CONTROL CABLE SUFFICIENT TO PERMIT 5 CONDUCTORS TO REACH THEIR TERMINATIONS IN THE PAPI LAMP HOUSING UNIT WITHOUT STRAIN. INSIDE THE SPLICE CAN, GROUND THE END OF THE UNUSED SEVEN 19 AWG CABLES AND SHIELD TO THE 6 AWG BARE COPPER GROUND WIRE USING A SPLIT BOLT CONNECTOR.
2. CONTRACTOR SHALL INSTALL A SMALL SCREW (FIELD FIT) IN THE PENDULUM RETAINING BOLT HOLE TO SECURE PENDULUM PRIOR TO REMOVING LHA FROM MOUNTING LEGS. REMOVE PENDULUM RETAINING SCREW PRIOR TO AIMING THE PAPI UNIT, AND COVER HOLE WITH TAPE. AIM THE PAPI LHA UNIT USING THE AIMING INSTRUMENT (AVAILABLE FROM FAA. CONTACT DAN GEIST 815-509-3200) AND TIGHTEN ADJUSTING NUTS. SET AIMING INSTRUMENT TO 0°00' AND SET ON TOP OF TILT SWITCH PLATFORM. LOOSEN THUMB SCREW RETAINING SCREW AND ADJUST TILT SWITCH UNTIL PLATFORM IS LEVELED. TIGHTEN THUMB SCREW RETAINING SCREW. TILT SWITCH IS NOW SET.
3. SEE DWG ARR-D-PAPI33-C01 FOR LAMP HOUSING ASSEMBLY LAMP CENTERLINE ELEVATION AND AIMING ANGLE. THE LAMP HOUSING ASSEMBLIES SHALL BE INSTALLED SUCH THAT THE LAMP CENTERLINE OF ALL THE UNITS ARE WITHIN 1 INCH (+/-) OF ELEVATION SHOWN AND ARE THE SAME FROM UNIT TO UNIT.
4. INSTALL THE 4 AWG/0 AWG BARE COPPER PERIMETER GROUND IN A CLOSED LOOP ENCOMPASSING ALL FOUR LAMP HOUSING ASSEMBLIES. INSTALL GROUNDING RODS AT FOUR CORNERS.

CONTRACTOR SHALL SUBMIT REQUESTS FOR SUBSTITUTION OF SPECIFIC MANUFACTURER'S ITEMS SHOWN PER PARAGRAPH 1 OF THE SPECIAL SPECIFICATIONS.

REV	DATE	DESCRIPTION	JCN	REDLINE DATE	APVD

DEPARTMENT OF TRANSPORTATION
FEDERAL AVIATION ADMINISTRATION
GREAT LAKES REGION — CHICAGO, ILLINOIS

PAPI
LAMP HOUSING ASSEMBLY (LHA) AND FOUNDATION DETAILS
RUNWAY 33

AURORA — AURORA MUNICIPAL AIRPORT — IL

REVIEWED BY	SUBMITTED BY	APPROVED BY
	PROJ ENGR. *TIMOTHY DYER*	PLATFORM MGR. *CLELAND MICHEEL*
DESIGNED TAD	ISSUED BY CHICAGO NAS IMPLEMENTATION CENTER	DATE 02/27/2006 JCN
DRAWN TAD		DRAWING NO ARR-D-PAPI33-S01 REV
CHECKED EGS		

SHEET

THIS DRAWING PRODUCED ON THE GREAT LAKES REGION IMPLEMENTATION SYSTEM

Y:\Aurora\042850\1\Dwg-Sheets\FAA ILS DGNs, Cell mod: 5-10-06\ARR-D-PAPI33-S01.dgn
5/10/2006 5:24:47 PM BRUCE
RPF38