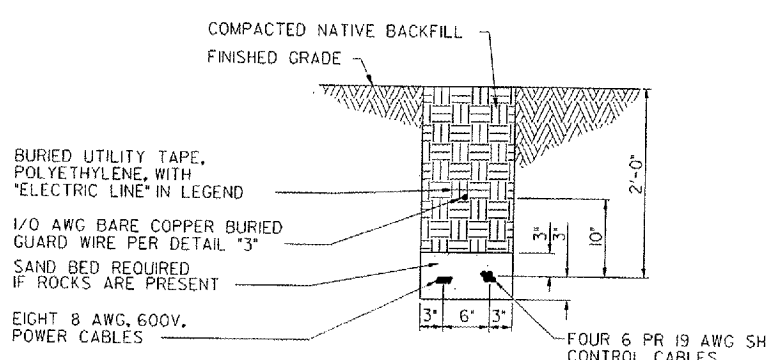
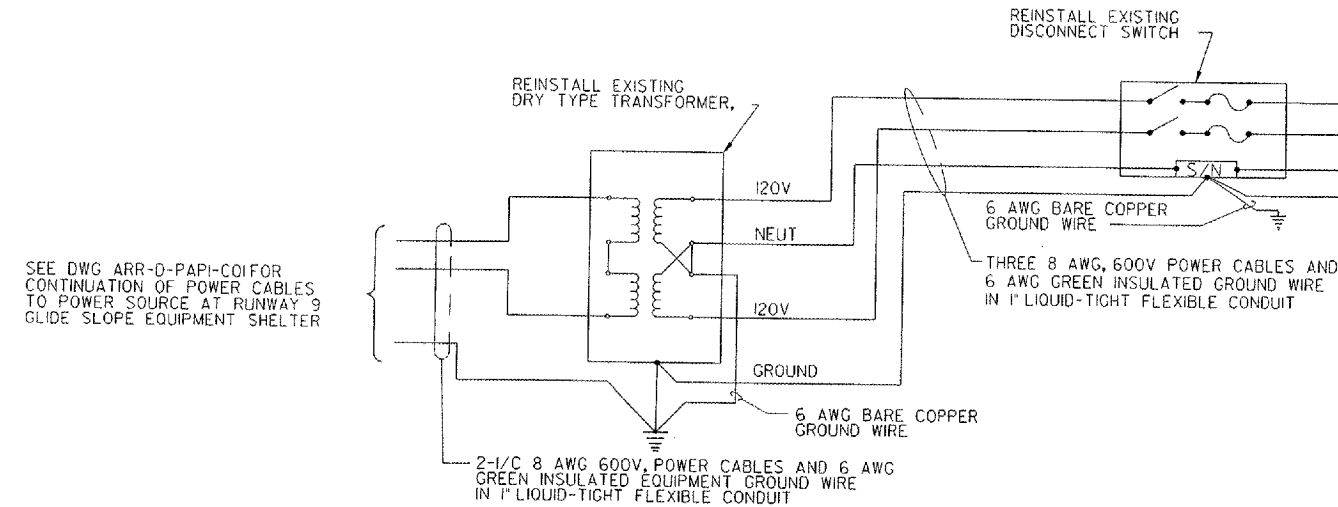
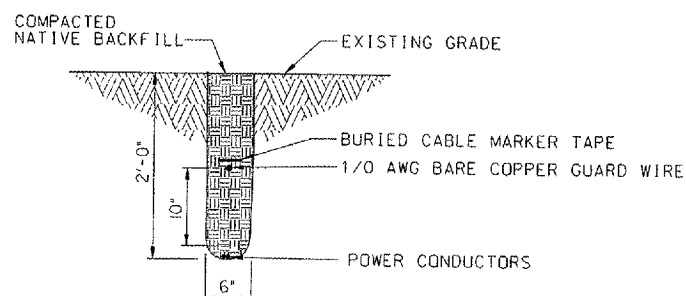
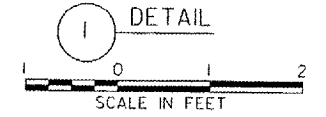


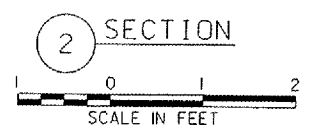
THIS DRAWING PRODUCED ON THE GREAT LAKES REGION MICROSTATION SYSTEM
 K:\aerodp\022851\022851.dwg
 5/10/2006 5:24:28 PM
 46759



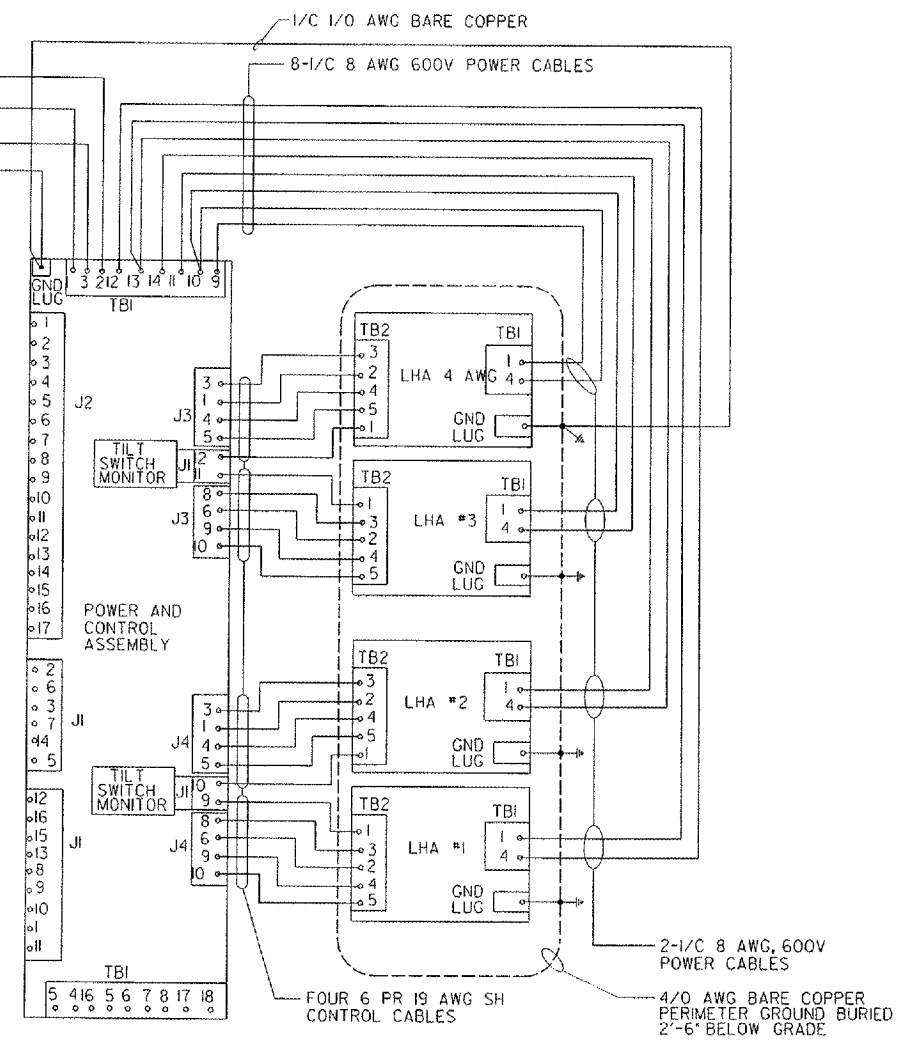
TRENCH DETAIL FOR PAPI LHA POWER AND CONTROL CABLES IN COMMON TRENCH



TYPICAL D.E.B. TRENCH FOR POWER CABLES



NOTE:
 RMS SYSTEM WILL NOT BE RE-INSTALLED. DELIVER RMS CABINET TO FAA SSC REPRESENTATIVE DAN GEIST FOR STORAGE.



PAPI SYSTEM WIRING DIAGRAM

CONTRACTOR SHALL SUBMIT REQUESTS FOR SUBSTITUTION OF SPECIFIC MANUFACTURER'S ITEMS SHOWN PER PARAGRAPH 1 OF THE SPECIAL SPECIFICATIONS.

REV	DATE	DESCRIPTION	JCN	REDLINE DATE	APVD

SHEET 61 OF 67

DEPARTMENT OF TRANSPORTATION
 FEDERAL AVIATION ADMINISTRATION
 GREAT LAKES REGION CHICAGO, ILLINOIS

PAPI
 SYSTEM WIRING DIAGRAM
 RUNWAY 33

REVIEWED BY AURORA	SUBMITTED BY AURORA MUNICIPAL AIRPORT	APPROVED BY IL
DESIGNED BY PROJ ENGR, TIMOTHY DYER	ISSUED BY CHICAGO NAS IMPLEMENTATION CENTER	PLATFORM MGR, CLELAND MICHEEL
DRAWN TAD	DATE 02/27/2006	JCN
CHECKED EGS	DRAWING NO ARR-D-PAPI33-E01	REV