

NOTES - DISPLACED THRESHOLD ON RUNWAY 2-20

THIS PROJECT WILL REQUIRE THE TEMPORARY RELOCATION OF RUNWAY 2 END. THIS RELOCATION WILL BE IN ACCORDANCE WITH THE LAYOUTS AND DETAILS SHOWN ON THIS SHEET AND ON RUNWAY END 2 PROPOSED TEMPORARY MARKING AND LIGHTING PLAN.

THE PROPOSED TEMPORARY MARKING (TYPE 1) WILL CONSIST OF PLACING REFLECTIVE TAPE ON THE EXISTING PAVEMENT AT THE LOCATIONS AND DETAILS SHOWN ON THIS SHEET AND ON RUNWAY END 2 PROPOSED TEMPORARY MARKING AND LIGHTING PLAN. PRIOR TO PLACING THE REFLECTIVE TAPE, THESE LOCATIONS SHALL BE PRESSURE WASHED.

THE REFLECTIVE TAPE WILL BE 4" WIDE, WHITE OR YELLOW IN COLOR. THE PROPOSED TAPE SHALL BE STANDARD HIGHWAY PRESSURE SENSITIVE TRAFFIC MARKING TAPE OR APPROVED EQUAL.

THE TEMPORARY RELOCATED THRESHOLD BAR AND RUNWAY NUMERAL WILL BE WHITE IN COLOR AND CONSTRUCTED IN ACCORDANCE WITH THE DETAILS ON THIS SHEET AND ON RUNWAY END 2 PROPOSED TEMPORARY MARKING AND LIGHTING PLAN.

THE PROPOSED TEMPORARY CHEVRONS WILL BE YELLOW IN COLOR AND CONSTRUCTED IN ACCORDANCE WITH THE DETAIL ON THIS SHEET.

THE TEMPORARY CHEVRONS WILL BE PLACED ON RUNWAY 2-20 AS SHOWN ON THIS SHEET AND ON RUNWAY END 2 PROPOSED TEMPORARY MARKING AND LIGHTING PLAN.

ALL TEMPORARY MARKING WILL BE IN PLACE AT THE END OF EACH CONSTRUCTION DAY AND REPAIRED TO THE SATISFACTION OF THE RESIDENT ENGINEER.

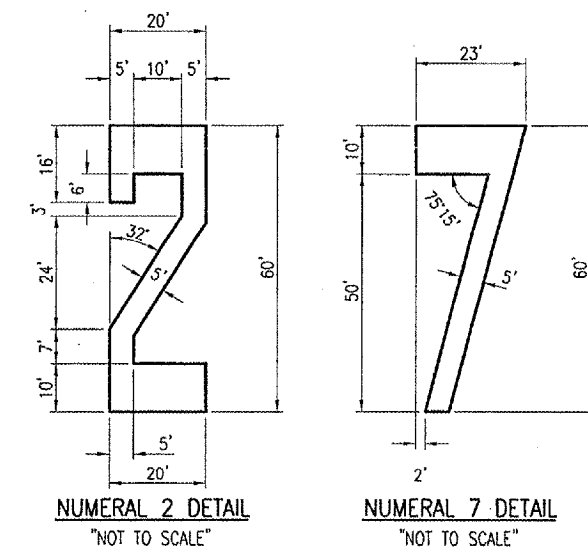
THE EXISTING RUNWAY LIGHTS 2-1 THRU 2-6, 2-83 THRU 2-86, AND 2-15 THRU 2-24 WILL HAVE THEIR SPLIT CLEAR-AMBER LENSES REMOVED AND SWAPPED WITH THE LENSES FROM LIGHTS 2-25 THRU 2-34 AND 2-82 THRU 2-73. THE AMBER SIDE OF THE LENSES WILL BE POSITIONED TOWARD THE NORTH. RUNWAY LIGHTS 2-1, 2-20, 2-21, 2-22, 2-23, 2-84, 2-85 AND 2-86 WILL BE EQUIPPED WITH 360° BLUE LENSES. THE CONTRACTOR WILL OBTAIN THESE BLUE LENSES FOR THE TAXIWAY LIGHTS TO BE REMOVED AND RELOCATED. THEN REMAINING RUNWAY 2-20 LIGHTS THAT ARE SOUTH OF THE TEMPORARY DISPLACED THRESHOLD. THE LIGHTS WILL BE COVERED IN A WAY THAT IS APPROVED BY THE RESIDENT ENGINEER AND WILL NOT EMIT LIGHT.

EXISTING THRESHOLD LIGHTS 2-7 THRU 2-10 WILL BE RELOCATED AS SHOWN ON THIS SHEET TO COMPLETE THE RELOCATED THRESHOLD. THE LENSES ON LIGHTS 2-24 AND 2-83 WILL BE REPLACED WITH SPLIT RED/GREEN LENSES FROM EXISTING THRESHOLD LIGHTS 2-11 AND 2-12. LIGHTS 2-11 THRU 2-14 WILL BE USED TO CREATE THE TEMPORARY DISPLACED THRESHOLD ON RUNWAY END 27. THE CONTRACTOR WILL USE FOUR OF THE EXISTING THRESHOLD GLOBES OFF OF RUNWAY END 27 TO COMPLETE THE TEMPORARY THRESHOLD ON 27. UPON REMOVAL OF THE TEMPORARY THRESHOLDS THE CONTRACTOR WILL INSTALL THE THRESHOLD LIGHTS ON THE NEW RUNWAY END 2 THRESHOLD AND RETURN ALL GLOBES TO THEIR ORIGINAL OWNERS. THE CLEAR-AMBER LENSES WILL BE REMOVED FROM LIGHTS 2-25 THRU 2-34 AND 2-82 THRU 2-73 AND RETURNED TO THEIR ORIGINAL LOCATIONS. THE 360° CLEAR LENSES ON THOSE LIGHTS WILL BE RETURNED TO THEIR ORIGINAL LOCATIONS. THE SPLIT CLEAR-AMBER LENSES ON LIGHTS 2-25 AND 2-82 WILL REMAIN ON THOSE TWO LIGHTS.

APPROXIMATELY 100' OF NO. 8, 5KV., 1/C TYPE C UG. CABLE WILL BE REQUIRED TO CONNECT THE TEMPORARY THRESHOLD LIGHTS INTO THE RUNWAY 2-20 LIGHTING CIRCUIT. A TEMPORARY JUMPER CABLE (±140 L.F.) WILL BE REQUIRED BETWEEN 2-4 AND 2-17, SECURED TO THE PAVEMENT IN A MANNER APPROVED BY THE RESIDENT ENGINEER.

ALL PROPOSED NO. 8, 5KV., 1/C TYPE C CABLE NEEDED TO TEMPORARILY WIRE THE PROPOSED TEMPORARY THRESHOLD LIGHTS WILL BE TURNED OVER TO THE AIRPORT UPON REMOVAL OF THE RELOCATED THRESHOLD. THIS CABLE WILL BE CONSIDERED INCIDENTAL TO THE TEMPORARY MARKING AND LIGHTING AND NO ADDITIONAL COMPENSATION WILL BE ALLOWED.

THE EXISTING REIL'S AND V.A.S.I. FOR RUNWAY END 2 WILL BE TURNED OFF UNTIL THEY ARE REMOVED OR RELOCATED.

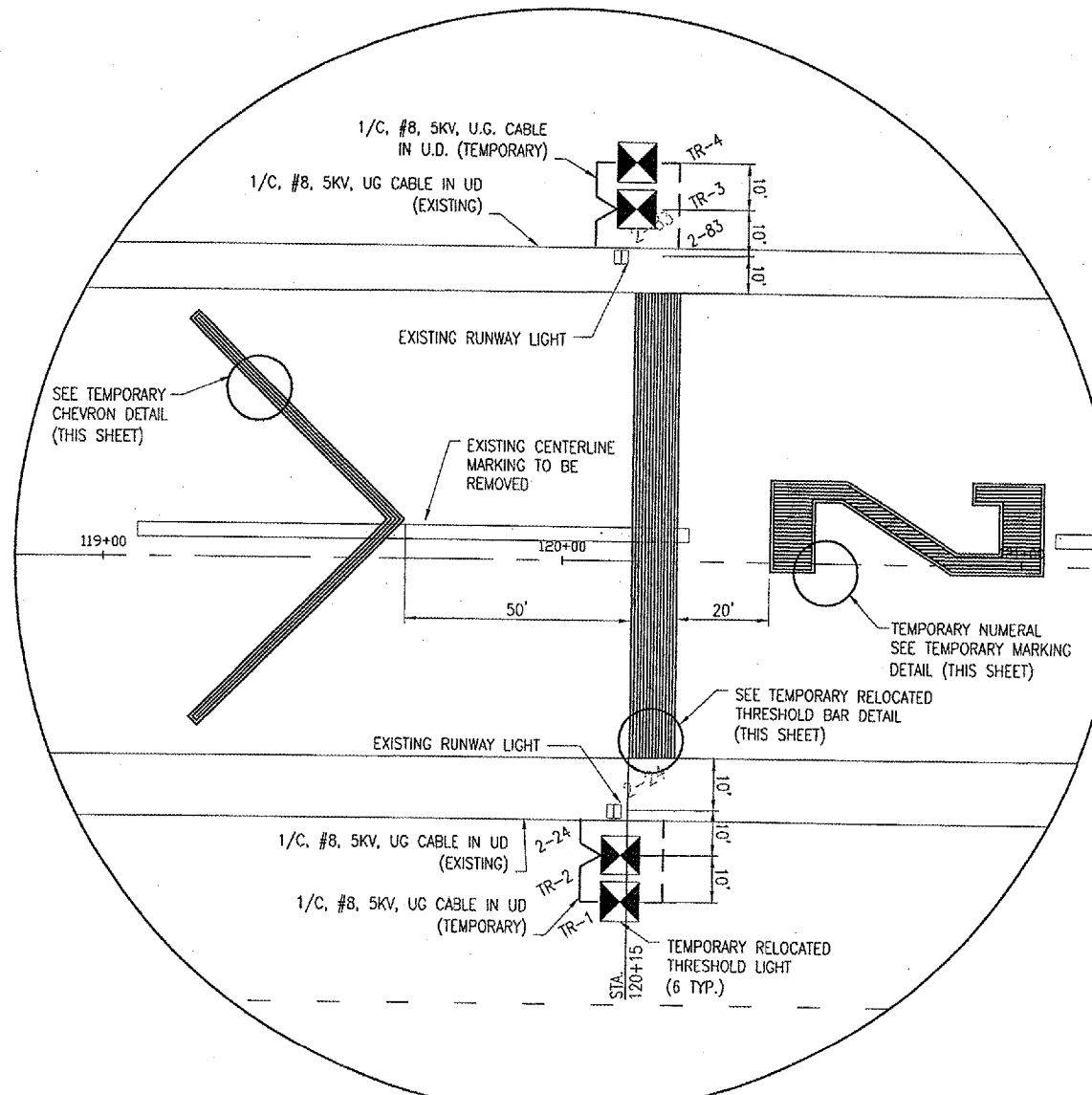


MARKING REMOVAL NOTES

THE AREAS THAT ARE DESIGNATED EXISTING (TO BE REMOVED) WILL BE REMOVED BY SANDBLASTING, SHOT BLASTING OR WATER BLASTING.

ALL AREAS TO BE REMOVED ARE CALCULATED AREAS. ANY ADDITIONAL AREAS, DUE TO OVER SPRAY, SHALL BE CONSIDERED INCIDENTAL TO THE CONTRACT AND NO ADDITIONAL COMPENSATION WILL BE ALLOWED.

THE PROPOSED MARKING REMOVAL SHALL BE PAID FOR UNDER ITEM AR620912 "TEMPORARY MARK AND LIGHT" _____ 1 L.S.

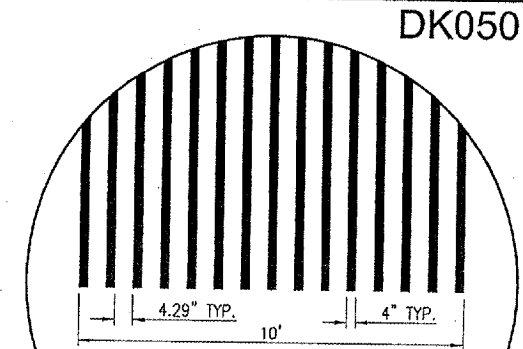


DETAIL "A"
FULL SIZE SCALE: 1" = 20'
HALF SIZE SCALE: 1" = 40'

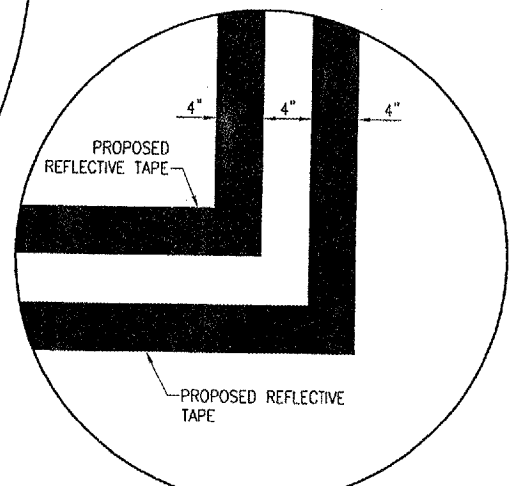
RUNWAY 2-20 MARKING REMOVAL QUANTITIES			
DESCRIPTION	UNIT AREA	NUMBER REQUIRED	TOTAL AREA (S.F.)
RUNWAY NUMERAL 2	650	1	650
RUNWAY TOUCH DOWN AIMING BAR	3,000	2	6,000
RUNWAY CENTERLINE STRIPE	360	8.37	3,013
RUNWAY EDGE MARKING	60	2	120
TOTAL RUNWAY 2-20 MARKING REMOVAL 9,783			
RUNWAY THRESHOLD STRIPE (TO BE BLACKED OUT)	13,800	1	13,800
RUNWAY EDGE MARKING (TO BE BLACKED OUT)	540	2	1,080
TOTAL RUNWAY 2-20 MARKING (TO BE BLACKED OUT) 14,880			

RUNWAY 9-27 MARKING REMOVAL QUANTITIES			
DESCRIPTION	UNIT AREA	NUMBER REQUIRED	TOTAL AREA (S.F.)
RUNWAY NUMERAL 2	650	1	650
RUNWAY NUMERAL 7	500	1	500
RUNWAY TOUCH DOWN AIMING BAR	2,250	2	4,500
RUNWAY CENTERLINE STRIPE	360	4	1,440
RUNWAY THRESHOLD STRIPE	862.5	6	5,175
TOTAL RUNWAY 9-27 MARKING REMOVAL 12,265			

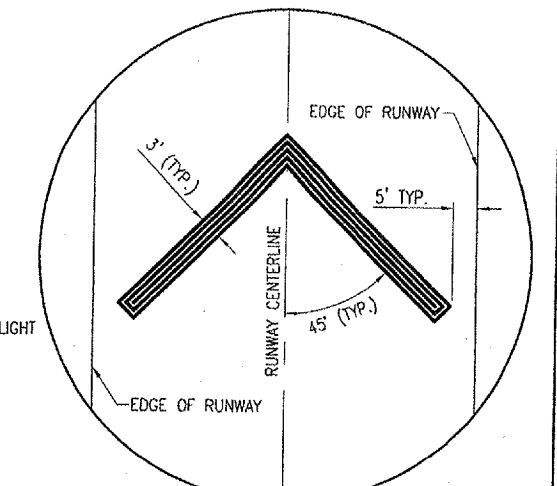
- LEGEND**
- EXISTING PAVEMENT
 - EXISTING MARKING (TO BE REMOVED)
 - PROPOSED TEMPORARY MARKING
 - EXISTING ELECTRICAL CABLES
 - PROPOSED ELECTRICAL CABLES
 - EXISTING STAKE MOUNTED RUNWAY LIGHT
 - PROPOSED TEMPORARY RELOCATED THRESHOLD LIGHT



TEMPORARY RELOCATED THRESHOLD BAR DETAIL
"NOT TO SCALE"



TEMPORARY MARKING DETAIL
"NOT TO SCALE"



TEMPORARY CHEVRON DETAIL
"NOT TO SCALE"

DK050

DATE	REVISION	BY

DITMA
DEKALB TAYLOR MUNICIPAL AIRPORT
IL PROJ.: DK0-348
AP PROJ.: 3-17-0139-843

HP's Project No. 803051XAD 0800
Filename: R-153TEMP_MRK.DWG
Scale: NOT TO SCALE
Date: 01/10/05

LAYOUT	JMB	JMB	01/10/05
DRAWN	JMB	JMB	01/10/05
REVIEWED	CAH	CAH	03/06/06

HANSON
Hanson Professional Services, Inc.
1525 South Sixth Street
Springfield, Illinois 62703-2986
Offices Nationwide

DEKALB AIRPORT IMPROVEMENTS
PROPOSED TEMPORARY MARKING AND LIGHTING NOTES AND DETAILS

MAY 16 2006 7:34 AM BAK I:\AIRPORTS\DEKALB\B03-05TXVA\AIRPORT\SHETS\GENERAL\P-153TEMP_MRK.DWG