

BID PROPOSAL INSTRUCTIONS

ABOUT IDOT PROPOSALS: All proposals are potential bidding proposals. Each proposal contains all certifications and affidavits, a proposal signature sheet and a proposal bid bond.

PREQUALIFICATION

Any contractor who desires to become pre-qualified to bid on work advertised by IDOT must submit the properly completed pre-qualification forms to the Bureau of Construction no later than 4:30 p.m. prevailing time twenty-one days prior to the letting of interest. This pre-qualification requirement applies to first time contractors, contractors renewing expired ratings, contractors maintaining continuous pre-qualification or contractors requesting revised ratings. To be eligible to bid, existing pre-qualification ratings must be effective through the date of letting.

WHO CAN BID ?

Bids will be accepted from only those companies that request and receive written Authorization to Bid from IDOT's Central Bureau of Construction.

REQUESTS FOR AUTHORIZATION TO BID

Contractors wanting to bid on items included in a particular letting must submit the properly completed "Request for Authorization to Bid/or Not For Bid Status" (BDE 124) and the ORIGINAL "Affidavit of Availability" (BC 57) to the proper office no later than 4:30 p.m. prevailing time, three (3) days prior to the letting date.

WHAT CONSTITUTES WRITTEN AUTHORIZATION TO BID?

When a prospective prime bidder submits a "Request for Authorization to Bid/or Not For Bid Status"(BDE 124) he/she must indicate at that time which items are being requested For Bidding purposes. Only those items requested For Bidding will be analyzed. After the request has been analyzed, the bidder will be issued an **Authorization to Bid or Not for Bid Report**, approved by the Central Bureau of Construction and the Chief Procurement Officer that indicates which items have been approved For Bidding. If **Authorization to Bid** cannot be approved, the **Authorization to Bid or Not for Bid Report** will indicate the reason for denial.

ABOUT AUTHORIZATION TO BID

Firms that have not received an Authorization to Bid or Not For Bid Report within a reasonable time of complete and correct original document submittal should contact the Department as to the status. Firms unsure as to authorization status should call the Prequalification Section of the Bureau of Construction at the number listed at the end of these instructions.

ADDENDA AND REVISIONS

It is the bidder's responsibility to determine which, if any, addenda or revisions pertain to any project they may be bidding. Failure to incorporate all relevant addenda or revisions may cause the bid to be declared unacceptable.

Each addendum or revision will be included with the Electronic Plans and Proposals. Addenda and revisions will also be placed on the Addendum/Revision Checklist and each subscription service subscriber will be notified by e-mail of each addendum and revision issued.

The Internet is the Department's primary way of doing business. The subscription service emails are an added courtesy the Department provides. It is suggested that bidders check IDOT's website at <http://www.idot.illinois.gov/doing-business/procurements/construction-services/construction-bulletins/transportation-bulletin/index#TransportationBulletin> before submitting final bid information.

IDOT IS NOT RESPONSIBLE FOR ANY E-MAIL FAILURES.

Addenda questions may be directed to the Contracts Office at (217)782-7806 or DOT.DE-Contracts@Illinois.gov

Technical questions about downloading these files may be directed to Tim Garman at (217)524-1642 or Timothy.Garman@illinois.gov.

STANDARD GUIDELINES FOR SUBMITTING PAPER BIDS

- All pages should be single sided.
- Use the Cover Page that is provided in the Bid Proposal (posted on the IDOT Web Site) as the first page of your submitted bid. It has the item number in large bold type in the upper left-hand corner and lines provided for your company name and address in the upper right-hand corner.
- Do not use report covers, presentation folders or special bindings and do not staple multiple times on left side like a book. Use only 1 staple in the upper left hand corner. Make sure all elements of your bid are stapled together including the bid bond or guaranty check (if required).
- **Do not include any certificates of eligibility, your authorization to bid, Addendum Letters or affidavit of availability.**
- Do not include the Subcontractor Documentation with your bid (pages i – iii and pages a – g). This documentation is required only if you are awarded the project.
- Use the envelope cover sheet (provided with the proposal) as the cover for the proposal envelope.
- Do not rely on overnight services to deliver your proposal prior to 10 AM on letting day. It will not be read if it is delivered after 10 AM.
- Do not submit your Substance Abuse Prevention Program (SAPP) with your bid. If you are awarded the contract this form is to be submitted to the district engineer at the pre-construction conference.

BID SUBMITTAL CHECKLIST

- Cover page** (the sheet that has the item number on it) – This should be the first page of your bid proposal, **followed by your bid (the Schedule of Prices/Pay Items)**. If you are using special software or CBID to generate your schedule of prices, do not include the blank pages of the schedule of prices that came with the proposal package.
- Page 4 (Item 9)** – Check “YES” if you will use a subcontractor(s) with an annual value over \$50,000. Include the subcontractor(s) name, address, general type of work to be performed and the dollar amount. If you will use subcontractor(s) but are uncertain who or the dollar amount; check “YES” but leave the lines blank.
- After page 4** – Insert the following documents: Cost Adjustments for Steel, Bituminous and Fuel (if applicable) and the Contractor Letter of Assent (if applicable). The general rule should be, if you don’t know where it goes, put it after page 4.
- Page 10 (Paragraph J)** – Check “YES” or “NO” whether your company has any business in Iran.
- Page 10 (Paragraph K)** – (Not applicable to federally funded projects) List the name of the apprenticeship and training program sponsor holding the certificate of registration from the US Department of Labor. If no applicable program exists, please indicate the work/job category. **Do not include certificates with your bid.** Keep the certificates in your office in case they are requested by IDOT.
- Page 11 (Paragraph L)** – Your State Board of Elections certificate of registration is no longer required with your bid.
- Page 11 (Paragraph M)** – Indicate if your company has hired a lobbyist in connection with the job for which you are submitting the bid proposal.
- Page 12 (Paragraph C)** – This is a work sheet to determine if a completed Form A is required. It is not part of the form and you do not need to make copies for each completed Form A.
- Pages 14-17 (Form A)** – One Form A (4 pages) is required for each applicable person in your company. Copies of the forms can be used and only need to be changed when the information changes. The certification signature and date must be original for each letting. **Do not staple the forms together.** If you answered “NO” to all of the questions in Paragraph C (page 12), complete the first section (page 14) with your company information and then sign and date the Not Applicable statement on page 17.
- Page 18 (Form B)** - If you check “YES” to having other current or pending contracts it is acceptable to use the phrase, “See Affidavit of Availability on file”. **Ownership Certification** (at the bottom of the page) - Check N/A if the Form A(s) you submitted accounts for 100 percent of the company ownership. Check YES if any percentage of ownership falls outside of the parameters that require reporting on the Form A. Checking NO indicates that the Form A(s) you submitted is not correct and you will be required to submit a revised Form A.
- Page 20 (Workforce Projection)** – Be sure to include the Duration of the Project. It is acceptable to use the phrase “Per Contract Specifications”.

- Proposal Bid Bond** – (Insert after the proposal signature page) Submit your Proposal Bid Bond (if applicable) using the current Proposal Bid Bond form provided in the proposal package. The Power of Attorney page should be stapled to the Proposal Bid Bond. If you are using an electronic bond, include your bid bond number on the Proposal Bid Bond and attach the Proof of Insurance printed from the Surety’s Web Site.
- Disadvantaged Business Utilization Plan and/or Good Faith Effort – Do Not Submit with Bid** The bidder shall submit a Disadvantaged Business Utilization Plan on completed Department forms SBE 2025 and 2026. (1) The final Utilization Plan must be submitted within five calendar days after the date of the letting. (2) To meet the five day requirement, the bidder may send the Utilization Plan electronically by scanning and sending to DOT.DBE.UP@illinois.gov or faxing to (217) 785-1524. The subject line must include the bid Item Number and the Letting date. The Utilization Plan should be sent as one .pdf file, rather than multiple files and emails for the same Item Number. It is the responsibility of the bidder to obtain confirmation of email or fax delivery.

Alternatively, the Utilization Plan may be sent by certified mail or delivery service within the five calendar day period. If a question arises concerning the mailing date of a Utilization Plan, the mailing date will be established by the U.S. Postal Service postmark on the certified mail receipt from the U.S. Postal Service or the receipt issued by a delivery service. It is the responsibility of the bidder to ensure the postmark or receipt date is affixed within the five days if the bidder intends to rely upon mailing or delivery to satisfy the submission day requirement. The Utilization Plan is to be submitted to:

Illinois Department of Transportation
 Bureau of Small Business Enterprises
 Contract Compliance Section
 2300 South Dirksen Parkway, Room 319
 Springfield, Illinois 62764

The Bid Letting is now available in streaming Audio/Video from the IDOT Web Site. A link to the stream will be placed on the main page of the current letting on the day of the Letting. The stream will not begin until 10 AM.

Following the Letting, the As-Read Tabulation of Bids will be posted by the end of the day. You will find the link on the main Web page for the current letting.

QUESTIONS: pre-letting up to execution of the contract

Contractor pre-qualification	217-782-3413
Small Business, Disadvantaged Business Enterprise (DBE)	217-785-4611
Contracts, Bids, Letting process or Internet downloads	217-782-7806
Estimates Unit.....	217-785-3483
Aeronautics.....	217-785-8515
IDNR (Land Reclamation, Water Resources, Natural Resources).....	217-782-6302

QUESTIONS: following contract execution

Subcontractor documentation, payments	217-782-3413
Railroad Insurance	217-785-0275

RETURN WITH BID

196

Proposal Submitted By
Name
Address
City

Letting June 16, 2017

NOTICE TO PROSPECTIVE BIDDERS

This proposal can be used for bidding purposes by only those companies that request and receive written AUTHORIZATION TO BID from IDOT's Central Bureau of Construction.

BIDDERS NEED NOT RETURN THE ENTIRE PROPOSAL

Notice to Bidders, Specifications, Proposal, Contract and Contract Bond



**Illinois Department
of Transportation**

Springfield, Illinois 62764

**Contract No. 66F23
LIVINGSTON County
Section (53-4)R&I
Route FAI 55
Project NHPP-0055(460)
District 3 Construction Funds**

PLEASE MARK THE APPROPRIATE BOX BELOW:

- A Bid Bond is included.
- A Cashier's Check or a Certified Check is included
- An Annual Bid Bond is included or is on file with IDOT.

Prepared by

Checked by

F

Page intentionally left blank

RETURN WITH BID



PROPOSAL

TO THE DEPARTMENT OF TRANSPORTATION

1. Proposal of _____

Taxpayer Identification Number (Mandatory) _____

For the improvement identified and advertised for bids in the Invitation for Bids as:

**Contract No. 66F23
LIVINGSTON County
Section (53-4)R&I
Project NHPP-0055(460)
Route FAI 55
District 3 Construction Funds**

**Milling existing HMA, rubblize concrete, overly w/new HMA, underdrain, culvert work, embankment;
just North of IL 23 interchange to 4.7 miles north of the interchange.**

2. The undersigned bidder will furnish all labor, material and equipment to complete the above described project in a good and workmanlike manner as provided in the contract documents provided by the Department of Transportation. This proposal will become part of the contract and the terms and conditions contained in the contract documents will govern performance and payments.

RETURN WITH BID

3. **ASSURANCE OF EXAMINATION AND INSPECTION/WAIVER.** The undersigned bidder further declares that he/she has carefully examined the proposal, plans, specifications, addenda form of contract and contract bond, and special provisions, and that he/she has inspected in detail the site of the proposed work, and that he/she has familiarized themselves with all of the local conditions affecting the contract and the detailed requirements of construction, and understands that in making this bid proposal he/she waives all right to plead any misunderstanding regarding the same.

4. **EXECUTION OF CONTRACT AND CONTRACT BOND.** The undersigned bidder further agrees to execute a contract for this work and present the same to the department within fifteen (15) days after the contract has been mailed to him/her. The undersigned further agrees that he/she and his/her surety will execute and present within fifteen (15) days after the contract has been mailed to him/her contract bond satisfactory to and in the form prescribed by the Department of Transportation, in the penal sum of the full amount of the contract, or as specified in the special provisions, guaranteeing the faithful performance of the work in accordance with the terms of the contract.

5. **PROPOSAL GUARANTY.** Accompanying this proposal is either a bid bond on the department form, executed by a corporate surety company satisfactory to the department, or a proposal guaranty check consisting of a bank cashier's check or a properly certified check for not less than 5 per cent of the amount bid or for the amount specified in the following schedule:

<u>Amount of Bid</u>		<u>Proposal Guaranty</u>	<u>Amount of Bid</u>		<u>Proposal Guaranty</u>	
Up to	\$5,000	\$150	\$2,000,000	to	\$3,000,000	\$100,000
\$5,000	to \$10,000	\$300	\$3,000,000	to	\$5,000,000	\$150,000
\$10,000	to \$50,000	\$1,000	\$5,000,000	to	\$7,500,000	\$250,000
\$50,000	to \$100,000	\$3,000	\$7,500,000	to	\$10,000,000	\$400,000
\$100,000	to \$150,000	\$5,000	\$10,000,000	to	\$15,000,000	\$500,000
\$150,000	to \$250,000	\$7,500	\$15,000,000	to	\$20,000,000	\$600,000
\$250,000	to \$500,000	\$12,500	\$20,000,000	to	\$25,000,000	\$700,000
\$500,000	to \$1,000,000	\$25,000	\$25,000,000	to	\$30,000,000	\$800,000
\$1,000,000	to \$1,500,000	\$50,000	\$30,000,000	to	\$35,000,000	\$900,000
\$1,500,000	to \$2,000,000	\$75,000	over		\$35,000,000	\$1,000,000

Bank cashier's checks or properly certified checks accompanying bid proposals will be made payable to the Treasurer, State of Illinois.

If a combination bid is submitted, the proposal guaranties which accompany the individual bid proposals making up the combination will be considered as also covering the combination bid.

The amount of the proposal guaranty check is _____ \$(_____). If this proposal is accepted and the undersigned will fail to execute a contract bond as required herein, it is hereby agreed that the amount of the proposal guaranty will become the property of the State of Illinois, and shall be considered as payment of damages due to delay and other causes suffered by the State because of the failure to execute said contract and contract bond; otherwise, the bid bond will become void or the proposal guaranty check will be returned to the undersigned.

Attach Cashier's Check or Certified Check Here

In the event that one proposal guaranty check is intended to cover two or more bid proposals, the amount must be equal to the sum of the proposal guaranties which would be required for each individual bid proposal. If the guaranty check is placed in another bid proposal, state below where it may be found.

The proposal guaranty check will be found in the bid proposal for:

Item _____

Section No. _____

County _____

Mark the proposal cover sheet as to the type of proposal guaranty submitted.

RETURN WITH BID

6. **COMBINATION BIDS.** The undersigned bidder further agrees that if awarded the contract for the sections contained in the following combination, he/she will perform the work in accordance with the requirements of each individual contract comprising the combination bid specified in the schedule below, and that the combination bid shall be prorated against each section in proportion to the bid submitted for the same. If an error is found to exist in the gross sum bid for one or more of the individual sections included in a combination, the combination bid shall be corrected as provided in the specifications.

When a combination bid is submitted, the schedule below must be completed in each proposal comprising the combination.

If alternate bids are submitted for one or more of the sections comprising the combination, a combination bid must be submitted for each alternate.

Schedule of Combination Bids

Combination No.	Sections Included in Combination	Combination Bid	
		Dollars	Cents

7. **SCHEDULE OF PRICES.** The undersigned bidder submits herewith, in accordance with the rules and instructions, a schedule of prices for the items of work for which bids are sought. The unit prices bid are in U.S. dollars and cents, and all extensions and summations have been made. The bidder understands that the quantities appearing in the bid schedule are approximate and are provided for the purpose of obtaining a gross sum for the comparison of bids. If there is an error in the extension of the unit prices, the unit prices will govern. Payment to the contractor awarded the contract will be made only for actual quantities of work performed and accepted or materials furnished according to the contract. The scheduled quantities of work to be done and materials to be furnished may be increased, decreased or omitted as provided elsewhere in the contract.
8. **AUTHORITY TO DO BUSINESS IN ILLINOIS.** Section 20-43 of the Illinois Procurement Code (the Code) (30 ILCS 500/20-43) provides that a person (other than an individual acting as a sole proprietor) must be a legal entity authorized to transact business or conduct affairs in the State of Illinois prior to submitting the bid.
9. **EXECUTION OF CONTRACT:** The Department of Transportation will, in accordance with the rules governing Department procurements, execute the contract and shall be the sole entity having the authority to accept performance and make payments under the contract. Execution of the contract by the Chief Procurement Officer (CPO) or the State Purchasing Officer (SPO) is for approval of the procurement process and execution of the contract by the Department. Neither the CPO nor the SPO shall be responsible for administration of the contract or determinations respecting performance or payment there under except as otherwise permitted in the Code.
10. **The services of a subcontractor will be used.**

Check box Yes
 Check box No

For known subcontractors with subcontracts with an annual value of more than \$50,000, the contract shall include their name, address, general type of work to be performed, and the dollar allocation for each subcontractor.
 (30 ILCS 500/20-120)

ILLINOIS DEPARTMENT OF TRANSPORTATION
 SCHEDULE OF PRICES
 CONTRACT
 NUMBER -

66F23

State Job # - C-93-034-16

County Name - LIVINGSTON- -
 Code - 105 - -
 District - 3 - -
 Section Number - (53-4) R&I

Project Number
 NHPP-0055/460/

Route
 FAI 55

Item Number	Pay Item Description	Unit of Measure	Quantity	x	Unit Price	=	Total Price
X0322194	POLY MOD P C MORTAR	SQ FT	12.000				
X0322348	IMP ATTN (N-R)TL3 SPL	EACH	25.000				
X0324589	P UNDR OUTLET EXT 4	EACH	6.000				
X0326208	ALTERNATE RTE SIGNING	L SUM	1.000				
X0326880	MESSAGE BOARD VEH DRV	HOUR	2,000.000				
X0326907	PORT VHMNT CH MSS SGN	CAL MO	16.000				
X0327980	PAVMT MRKG REM WTR BL	SQ FT	52,041.000				
X0556100	PART DEPTH PATCH SPL	SQ YD	668.000				
X1200108	INLET BOX SPL	EACH	1.000				
X2140100	GRAD & SHAP DITCH SPL	FOOT	2,950.000				
X4060006	P HMA SC SMA 12.5 N80	TON	12,806.000				
X4401198	HMA SURF REM VAR DP	SQ YD	109,292.000				
X5010523	REM CONC END SEC	EACH	13.000				
X6300235	WOOD POSTS	EACH	48.000				
X6350120	DELINEATOR REMOVAL	EACH	130.000				

ILLINOIS DEPARTMENT OF TRANSPORTATION
 SCHEDULE OF PRICES
 CONTRACT
 NUMBER -

66F23

State Job # - C-93-034-16

County Name - LIVINGSTON- -
 Code - 105 - -
 District - 3 - -
 Section Number - (53-4) R&I

Project Number
 NHPP-0055/460/

Route
 FAI 55

Item Number	Pay Item Description	Unit of Measure	Quantity	x	Unit Price	=	Total Price
X6650202	WOV W FENCE REMOV	FOOT	263.000				
X7010216	TRAF CONT & PROT SPL	L SUM	1.000				
X7010805	TR C-PROT 701401 SPL	L SUM	1.000				
X7015005	CHANGEABLE MESSAGE SN	CAL DA	1,090.000				
X7830070	GRV RCSD PVT MRKG 5	FOOT	88,754.000				
X7830074	GRV RCSD PVT MRKG 7	FOOT	11,553.000				
X7830076	GRV RCSD PVT MRKG 9	FOOT	632.000				
X8410102	TEMP LIGHTING SYSTEM	L SUM	1.000				
Z0004556	HMA SURFACE RM (DECK)	SQ YD	778.000				
Z0005300	BOX CUL TO BE CLEANED	EACH	1.000				
Z0006016	BR DK LTX C OLY 2 3/4	SQ YD	778.000				
Z0012130	BR DECK SCAR 3/4	SQ YD	750.000				
Z0012754	STR REP CON DP = < 5	SQ FT	13.000				
Z0012755	STR REP CON DP OVER 5	SQ FT	22.000				
Z0013798	CONSTRUCTION LAYOUT	L SUM	1.000				

ILLINOIS DEPARTMENT OF TRANSPORTATION
 SCHEDULE OF PRICES
 CONTRACT
 NUMBER -

66F23

State Job # - C-93-034-16

County Name - LIVINGSTON -
 Code - 105 - -
 District - 3 - -
 Section Number - (53-4) R&I

Project Number
 NHPP-0055/460/

Route
 FAI 55

Item Number	Pay Item Description	Unit of Measure	Quantity	x	Unit Price	=	Total Price
Z0016001	DECK SLAB REP (FD-T1)	SQ YD	2.000				
Z0030850	TEMP INFO SIGNING	SQ FT	42.000				
Z0034105	MATL TRANSFER DEVICE	TON	95,377.000				
Z0055605	RUBBLIZING PCC PAVT	SQ YD	102,400.000				
Z0065600	SLOPE REPAIR SPL	SQ YD	240.000				
Z0065767	SLOT DR 15"W/1.75" SL	FOOT	210.000				
Z0076600	TRAINEES	HOUR	1,000.000		0.800		800.000
Z0076604	TRAINEES TPG	HOUR	1,000.000		15.000		15,000.000
Z0077803	REMOV WOOD POST	EACH	48.000				
20100110	TREE REMOV 6-15	UNIT	64.000				
20101000	TEMPORARY FENCE	FOOT	160.000				
20200100	EARTH EXCAVATION	CU YD	2,732.000				
20300100	CHANNEL EXCAVATION	CU YD	587.000				
20400800	FURNISHED EXCAVATION	CU YD	25,828.000				
20700220	POROUS GRAN EMBANK	CU YD	44.000				

ILLINOIS DEPARTMENT OF TRANSPORTATION
 SCHEDULE OF PRICES
 CONTRACT
 NUMBER -

66F23

State Job # - C-93-034-16

County Name - LIVINGSTON- -
 Code - 105 - -
 District - 3 - -
 Section Number - (53-4) R&I

Project Number
 NHPP-0055/460/

Route
 FAI 55

Item Number	Pay Item Description	Unit of Measure	Quantity	x	Unit Price	=	Total Price
20800150	TRENCH BACKFILL	CU YD	135.000				
25000210	SEEDING CL 2A	ACRE	36.500				
25000312	SEEDING CL 4A	ACRE	0.180				
25000400	NITROGEN FERT NUTR	POUND	3,287.000				
25000500	PHOSPHORUS FERT NUTR	POUND	3,287.000				
25000600	POTASSIUM FERT NUTR	POUND	3,287.000				
25100115	MULCH METHOD 2	ACRE	35.000				
25100630	EROSION CONTR BLANKET	SQ YD	7,666.000				
28000250	TEMP EROS CONTR SEED	POUND	7,314.000				
28000305	TEMP DITCH CHECKS	FOOT	11,440.000				
28000400	PERIMETER EROS BAR	FOOT	30,621.000				
28000500	INLET & PIPE PROTECT	EACH	23.000				
28100107	STONE RIPRAP CL A4	SQ YD	587.000				
28200200	FILTER FABRIC	SQ YD	587.000				
31100910	SUB GRAN MAT A 12	SQ YD	17,630.000				

ILLINOIS DEPARTMENT OF TRANSPORTATION
 SCHEDULE OF PRICES
 CONTRACT
 NUMBER -

66F23

State Job # - C-93-034-16

County Name - LIVINGSTON - -
 Code - 105 - -
 District - 3 - -
 Section Number - (53-4) R&I

Project Number
 NHPP-0055/460/

Route
 FAI 55

Item Number	Pay Item Description	Unit of Measure	Quantity	x	Unit Price	=	Total Price
35100700	AGG BASE CSE A 8	SQ YD	50.000				
40600290	BIT MATLS TACK CT	POUND	134,180.000				
40600400	MIX CR JTS FLANGEWYS	TON	4.000				
40600725	P LEV BIND HM N50	TON	4.000				
40603080	HMA BC IL-19.0 N50	TON	16,041.000				
40603090	HMA BC IL-19.0 N90	TON	38,651.000				
40603235	P HMA BC IL19.0 N70	TON	7,195.000				
40603240	P HMA BC IL19.0 N90	TON	12,800.000				
40603310	HMA SC "C" N50	TON	5,566.000				
40603515	P HMA SC "C" N70	TON	3,443.000				
40800050	INCIDENTAL HMA SURF	TON	59.000				
42000521	PCC PVT 11 JOINTED	SQ YD	7,303.000				
42001300	PROTECTIVE COAT	SQ YD	16,814.000				
42100320	CONT REINF PCC PVT 11	SQ YD	9,511.000				
42100615	PAVT REINFORCEMENT	SQ YD	9,511.000				

ILLINOIS DEPARTMENT OF TRANSPORTATION
 SCHEDULE OF PRICES
 CONTRACT
 NUMBER -

66F23

State Job # - C-93-034-16

County Name - LIVINGSTON - -
 Code - 105 - -
 District - 3 - -
 Section Number - (53-4) R&I

Project Number
 NHPP-0055/460/

Route
 FAI 55

Item Number	Pay Item Description	Unit of Measure	Quantity	x	Unit Price	=	Total Price
44000100	PAVEMENT REM	SQ YD	5,707.000				
44000157	HMA SURF REM 2	SQ YD	1,961.000				
44000194	HMA SURF REM 11 1/4	SQ YD	19,425.000				
44200982	CL B PATCH T2 11	SQ YD	91.000				
44201299	DOWEL BARS 1 1/2	EACH	200.000				
44213200	SAW CUTS	FOOT	564.000				
44213204	TIE BARS 3/4	EACH	802.000				
48101200	AGGREGATE SHLDS B	TON	3,768.000				
48203042	HMA SHOULDERS 11 1/4	SQ YD	13,550.000				
50102400	CONC REM	CU YD	14.500				
50104400	CONC HDWL REM	EACH	2.000				
50105220	PIPE CULVERT REMOV	FOOT	456.000				
50157300	PROTECTIVE SHIELD	SQ YD	298.000				
50200100	STRUCTURE EXCAVATION	CU YD	60.000				
50300225	CONC STRUCT	CU YD	2.500				

ILLINOIS DEPARTMENT OF TRANSPORTATION
 SCHEDULE OF PRICES
 CONTRACT
 NUMBER -

66F23

State Job # - C-93-034-16

County Name - LIVINGSTON - -
 Code - 105 - -
 District - 3 - -
 Section Number - (53-4) R&I

Project Number
 NHPP-0055/460/

Route
 FAI 55

Item Number	Pay Item Description	Unit of Measure	Quantity	x	Unit Price	=	Total Price
50300255	CONC SUP-STR	CU YD	13.400				
50300260	BR DECK GROOVING	SQ YD	719.000				
50300300	PROTECTIVE COAT	SQ YD	29.000				
50800205	REINF BARS, EPOXY CTD	POUND	2,565.000				
52000110	PREF JT STRIP SEAL	FOOT	61.000				
52200010	TEMP SHT PILING	SQ FT	524.000				
542D0220	P CUL CL D 1 15	FOOT	242.000				
54210184	PIPE ELBOW 15	EACH	4.000				
54213450	END SECTIONS 15	EACH	2.000				
54213669	PRC FLAR END SEC 24	EACH	7.000				
54245205	INLET BOX 542511	EACH	3.000				
54246405	INLET BOX 542531	EACH	2.000				
54248510	CONCRETE COLLAR	CU YD	10.000				
550A0410	STORM SEW CL A 2 24	FOOT	93.000				
550A5100	SS CL A 2 EQRS 30	FOOT	400.000				

ILLINOIS DEPARTMENT OF TRANSPORTATION
 SCHEDULE OF PRICES
 CONTRACT
 NUMBER -

66F23

State Job # - C-93-034-16

County Name - LIVINGSTON - -
 Code - 105 - -
 District - 3 - -
 Section Number - (53-4) R&I

Project Number
 NHPP-0055/460/

Route
 FAI 55

Item Number	Pay Item Description	Unit of Measure	Quantity	x	Unit Price	=	Total Price
59000200	EPOXY CRACK INJECTION	FOOT	132.000				
59300100	CONTR LOW-STRENG MATL	CU YD	9.000				
60100060	CONC HDWL FOR P DRAIN	EACH	182.000				
60100905	PIPE DRAINS 4	FOOT	10.000				
60100915	PIPE DRAINS 6	FOOT	10.000				
60100925	PIPE DRAINS 8	FOOT	10.000				
60108100	PIPE UNDERDRAIN 4 SP	FOOT	2,756.000				
60108501	PIPE UNDERDR T 3	FOOT	75,716.000				
61100605	MISC CONCRETE	CU YD	5.700				
61133100	FLD TILE JUN VAULT 2D	EACH	2.000				
61139800	STORM SEWER SPEC 4	FOOT	80.000				
61139900	STORM SEWER SPEC 6	FOOT	60.000				
61140000	STORM SEWER SPEC 8	FOOT	60.000				
61140200	STORM SEWER SPEC 12	FOOT	160.000				
63500105	DELINEATORS	EACH	130.000				

ILLINOIS DEPARTMENT OF TRANSPORTATION
 SCHEDULE OF PRICES
 CONTRACT
 NUMBER -

66F23

State Job # - C-93-034-16

County Name - LIVINGSTON - -

Code - 105 - -

District - 3 - -

Section Number - (53-4) R&I

Project Number

NHPP-0055/460/

Route

FAI 55

Item Number	Pay Item Description	Unit of Measure	Quantity	x	Unit Price	=	Total Price
63800920	MOD GLAR SCR SYS TEMP	FOOT	43,650.000				
64200116	SHOULDER RUM STRIP 16	FOOT	84,057.000				
66500105	WOV W FENCE 4	FOOT	263.000				
67000400	ENGR FIELD OFFICE A	CAL MO	18.000				
67100100	MOBILIZATION	L SUM	1.000				
70100420	TRAF CONT-PROT 701411	EACH	2.000				
70100450	TRAF CONT-PROT 701201	L SUM	1.000				
70100700	TRAF CONT-PROT 701406	L SUM	1.000				
70101830	TRAF CONT-PROT BLR 21	L SUM	1.000				
70103815	TR CONT SURVEILLANCE	CAL DA	259.000				
70300100	SHORT TERM PAVT MKING	FOOT	8,820.000				
70300150	SHRT TRM PAVT MK REM	SQ FT	2,910.000				
70300220	TEMP PVT MK LINE 4	FOOT	177,508.000				
70300240	TEMP PVT MK LINE 6	FOOT	250.000				
70400100	TEMP CONC BARRIER	FOOT	21,975.000				

ILLINOIS DEPARTMENT OF TRANSPORTATION
 SCHEDULE OF PRICES
 CONTRACT
 NUMBER -

66F23

State Job # - C-93-034-16

County Name - LIVINGSTON - -

Code - 105 - -

District - 3 - -

Section Number - (53-4) R&I

Project Number

NHPP-0055/460/

Route

FAI 55

Item Number	Pay Item Description	Unit of Measure	Quantity	x	Unit Price	=	Total Price
70400200	REL TEMP CONC BARRIER	FOOT	21,675.000				
78003130	PREF PL PM TB LINE 6	FOOT	11,553.000				
78008210	POLYUREA PM T1 LN 4	FOOT	276,390.000				
78008240	POLYUREA PM T1 LN 8	FOOT	1,564.000				
78100100	RAISED REFL PAVT MKR	EACH	1,212.000				
78300200	RAISED REF PVT MK REM	EACH	1,212.000				

CONTRACT NUMBER

66F23

THIS IS THE TOTAL BID

\$ _____

NOTES:

1. Each PAY ITEM should have a UNIT PRICE and a TOTAL PRICE.
2. The UNIT PRICE shall govern if no TOTAL PRICE is shown or if there is a discrepancy between the product of the UNIT PRICE multiplied by the QUANTITY.
3. If a UNIT PRICE is omitted, the TOTAL PRICE will be divided by the QUANTITY in order to establish a UNIT PRICE.
4. A bid may be declared UNACCEPTABLE if neither a unit price nor a total price is shown.

RETURN WITH BID

STATE REQUIRED ETHICAL STANDARDS GOVERNING CONTRACT PROCUREMENT: ASSURANCES, CERTIFICATIONS AND DISCLOSURES

I. GENERAL

A. Article 50 of the Code establishes the duty of all State CPOs, SPOs, and their designees to maximize the value of the expenditure of public moneys in procuring goods, services, and contracts for the State of Illinois and to act in a manner that maintains the integrity and public trust of State government. In discharging this duty, they are charged by law to use all available information, reasonable efforts, and reasonable actions to protect, safeguard, and maintain the procurement process of the State of Illinois.

B. In order to comply with the provisions of Article 50 and to carry out the duty established therein, all bidders are to adhere to ethical standards established for the procurement process, and to make such assurances, disclosures and certifications required by law. Except as otherwise required in subsection III, paragraphs J-M, by execution of the Proposal Signature Sheet, the bidder indicates that each of the mandated assurances have been read and understood, that each certification is made and understood, and that each disclosure requirement has been understood and completed.

C. In addition to all other remedies provided by law, failure to comply with any assurance, failure to make any disclosure or the making of a false certification shall be grounds for the CPO to void the contract, and may result in the suspension or debarment of the bidder or subcontractor. If a false certification is made by a subcontractor the contractor's submitted bid and the executed contract may not be declared void unless the contractor refuses to terminate the subcontract upon the State's request after a finding that the subcontractor's certification was false.

I acknowledge, understand and accept these terms and conditions.

II. ASSURANCES

The assurances hereinafter made by the bidder are each a material representation of fact upon which reliance is placed should the Department enter into the contract with the bidder.

A. Conflicts of Interest

Section 50-13. Conflicts of Interest.

(a) Prohibition. It is unlawful for any person holding an elective office in this State, holding a seat in the General Assembly, or appointed to or employed in any of the offices or agencies of state government and who receives compensation for such employment in excess of 60% of the salary of the Governor of the State of Illinois, or who is an officer or employee of the Capital Development Board or the Illinois State Toll Highway Authority, or who is the spouse or minor child of any such person to have or acquire any contract, or any direct pecuniary interest in any contract therein, whether for stationery, printing, paper, or any services, materials, or supplies, that will be wholly or partially satisfied by the payment of funds appropriated by the General Assembly of the State of Illinois or in any contract of the Capital Development Board or the Illinois State Toll Highway Authority.

(b) Interests. It is unlawful for any firm, partnership, association or corporation, in which any person listed in subsection (a) is entitled to receive (i) more than 7 1/2% of the total distributable income or (ii) an amount in excess of the salary of the Governor, to have or acquire any such contract or direct pecuniary interest therein.

(c) Combined interests. It is unlawful for any firm, partnership, association, or corporation, in which any person listed in subsection (a) together with his or her spouse or minor children is entitled to receive (i) more than 15%, in the aggregate, of the total distributable income or (ii) an amount in excess of 2 times the salary of the Governor, to have or acquire any such contract or direct pecuniary interest therein.

(d) Securities. Nothing in this Section invalidates the provisions of any bond or other security previously offered or to be offered for sale or sold by or for the State of Illinois.

(e) Prior interests. This Section does not affect the validity of any contract made between the State and an officer or employee of the State or member of the General Assembly, his or her spouse, minor child or any combination of those persons if that contract was in existence before his or her election or employment as an officer, member, or employee. The contract is voidable, however, if it cannot be completed within 365 calendar days after the officer, member, or employee takes office or is employed. The current salary of the Governor is \$177,412.00. Sixty percent of the salary is \$106,447.20.

RETURN WITH BID

The bidder assures the Department that the award and execution of the contract would not cause a violation of Section 50-13, or that an effective exemption has been issued by the Board of Ethics to any individual subject to the Section 50-13 prohibitions pursuant to the provisions of Section 50-20 of the Code. Information concerning the exemption process is available from the Department upon request.

B. Negotiations

Section 50-15. Negotiations.

It is unlawful for any person employed in or on a continual contractual relationship with any of the offices or agencies of State government to participate in contract negotiations on behalf of that office or agency with any firm, partnership, association, or corporation with whom that person has a contract for future employment or is negotiating concerning possible future employment.

The bidder assures the Department that the award and execution of the contract would not cause a violation of Section 50-15, and that the bidder has no knowledge of any facts relevant to the kinds of acts prohibited therein.

C. Inducements

Section 50-25. Inducement.

Any person who offers or pays any money or other valuable thing to any person to induce him or her not to provide a submission to a vendor portal or to bid for a State contract or as recompense for not having bid on a State contract is guilty of a Class 4 felony. Any person who accepts any money or other valuable thing for not bidding for a State contract, not making a submission to a vendor portal, or who withholds a bid or submission to a vendor portal in consideration of the promise for the payment of money or other valuable thing is guilty of a Class 4 felony.

The bidder assures the Department that the award and execution of the contract would not cause a violation of Section 50-25, and that the bidder has no knowledge of any facts relevant to the kinds of acts prohibited therein.

D. Revolving Door Prohibition

Section 50-30. Revolving door prohibition.

CPOs, SPOs, procurement compliance monitors, their designees whose principal duties are directly related to State procurement, and executive officers confirmed by the Senate are expressly prohibited for a period of 2 years after terminating an affected position from engaging in any procurement activity relating to the State agency most recently employing them in an affected position for a period of at least 6 months. The prohibition includes, but is not limited to: lobbying the procurement process; specifying; bidding; proposing bid, proposal, or contract documents; on their own behalf or on behalf of any firm, partnership, association, or corporation. This Section applies only to persons who terminate an affected position on or after January 15, 1999.

The bidder assures the Department that the award and execution of the contract would not cause a violation of Section 50-30, and that the bidder has no knowledge of any facts relevant to the kinds of acts prohibited therein.

E. Reporting Anticompetitive Practices

Section 50-40. Reporting anticompetitive practices.

When, for any reason, any vendor, bidder, contractor, CPO, SPO, designee, elected official, or State employee suspects collusion or other anticompetitive practice among any bidders, offerors, contractors, proposers, or employees of the State, a notice of the relevant facts shall be transmitted to the Attorney General and the CPO.

The bidder assures the Department that it has not failed to report any relevant facts concerning the practices addressed in Section 50-40 which may involve the contract for which the bid or submission to a vendor portal is submitted.

F. Confidentiality

Section 50-45. Confidentiality.

Any CPO, SPO, designee, or executive officer who willfully uses or allows the use of specifications, competitive bid documents, proprietary competitive information, proposals, contracts, or selection information to compromise the fairness or integrity of the procurement, bidding, or contract process shall be subject to immediate dismissal, regardless of the Personnel code, any contract, or any collective bargaining agreement, and may in addition be subject to criminal prosecution.

The bidder assures the Department that it has no knowledge of any fact relevant to the practices addressed in Section 50-45 which may involve the contract for which the bid is submitted.

RETURN WITH BID

G. Insider Information

Section 50-50. Insider information.

It is unlawful for any current or former elected or appointed State official or State employee to knowingly use confidential information available only by virtue of that office or employment for actual or anticipated gain for themselves or another person.

The bidder assures the Department that it has no knowledge of any facts relevant to the practices addressed in Section 50-50 which may involve the contract for which the bid is submitted.

I acknowledge, understand and accept these terms and conditions for the above assurances.

III. CERTIFICATIONS

The certifications hereinafter made by the bidder are each a material representation of fact upon which reliance is placed should the Department enter into the contract with the bidder. Section 50-2 of the Code provides that every person that has entered into a multi-year contract and every subcontractor with a multi-year subcontract shall certify, by July 1 of each fiscal year covered by the contract after the initial fiscal year, to the responsible CPO whether it continues to satisfy the requirements of Article 50 pertaining to the eligibility for a contract award. If a contractor or subcontractor is not able to truthfully certify that it continues to meet all requirements, it shall provide with its certification a detailed explanation of the circumstances leading to the change in certification status. A contractor or subcontractor that makes a false statement material to any given certification required under Article 50 is, in addition to any other penalties or consequences prescribed by law, subject to liability under the Whistleblower Reward and Protection Act for submission of a false claim.

A. Bribery

Section 50-5. Bribery.

(a) Prohibition. No person or business shall be awarded a contract or subcontract under this Code who:

(1) has been convicted under the laws of Illinois or any other state of bribery or attempting to bribe an officer or employee of the State of Illinois or any other state in that officer's or employee's official capacity; or

(2) has made an admission of guilt of that conduct that is a matter of record but has not been prosecuted for that conduct.

(b) Businesses. No business shall be barred from contracting with any unit of State or local government, or subcontracting under such a contract, as a result of a conviction under this Section of any employee or agent of the business if the employee or agent is no longer employed by the business and:

(1) the business has been finally adjudicated not guilty; or

(2) the business demonstrates to the governmental entity with which it seeks to contract, or which is signatory to the contract which the subcontract relates, and that entity finds that the commission of the offense was not authorized, requested, commanded, or performed by a director, officer, or high managerial agent on behalf of the business as provided in paragraph (2) of subsection (a) of Section 5-4 of the Criminal Code of 2012.

(c) Conduct on behalf of business. For purposes of this Section, when an official, agent, or employee of a business committed the bribery or attempted bribery on behalf of the business and in accordance with the direction or authorization of a responsible official of the business, the business shall be chargeable with the conduct.

(d) Certification. Every bid submitted to and contract executed by the State, and every subcontract subject to Section 20-120 of the Code shall contain a certification by the contractor or the subcontractor, respectively, that the contractor or subcontractor is not barred from being awarded a contract or subcontract under this Section and acknowledges that the CPO may declare the related contract void if any certifications required by this Section are false. A contractor who makes a false statement, material to the certification, commits a Class 3 felony.

The contractor or subcontractor certifies that it is not barred from being awarded a contract under Section 50-5.

B. Felons

Section 50-10. Felons.

(a) Unless otherwise provided, no person or business convicted of a felony shall do business with the State of Illinois or any State agency, or enter into a subcontract, from the date of conviction until 5 years after the date of completion of the sentence for that felony, unless no person held responsible by a prosecutorial office for the facts upon which the conviction was based continues to have any involvement with the business.

(b) Certification. Every bid submitted to and contract executed by the State and every subcontract subject to Section 20-120 of the Code and every vendor's submission to a vendor portal shall contain a certification by the bidder or contractor or subcontractor, respectively, that the bidder, contractor, or subcontractor is not barred from being awarded a contract or subcontract under this Section and acknowledges that the CPO may declare the related contract void if any of the certifications required by this Section are false.

RETURN WITH BID

C. Debt Delinquency

Section 50-11 and 50-12. Debt Delinquency.

The contractor or bidder or subcontractor, respectively, certifies that it, or any affiliate, is not barred from being awarded a contract or subcontract under the Code. Section 50-11 prohibits a person from entering into a contract with a State agency, or entering into a subcontract, if it knows or should know that it, or any affiliate, is delinquent in the payment of any debt to the State as defined by the Debt Collection Board. Section 50-12 prohibits a person from entering into a contract with a State agency, or entering into a subcontract, if it, or any affiliate, has failed to collect and remit Illinois Use Tax on all sales of tangible personal property into the State of Illinois in accordance with the provisions of the Illinois Use Tax Act. The bidder or contractor or subcontractor, respectively, further acknowledges that the CPO may declare the related contract void if this certification is false or if the bidder, contractor, or subcontractor, or any affiliate, is determined to be delinquent in the payment of any debt to the State during the term of the contract.

D. Prohibited Bidders, Contractors and Subcontractors

Section 50-10.5 and 50-60(c). Prohibited bidders, contractors and subcontractors.

The bidder or contractor or subcontractor, respectively, certifies in accordance with Section 50-10.5 that no officer, director, partner or other managerial agent of the contracting business has been convicted of a felony under the Sarbanes-Oxley Act of 2002 or a Class 3 or Class 2 felony under the Illinois Securities Law of 1953 or if in violation of Subsection (c) for a period of five years from the date of conviction. Every bid submitted to and contract executed by the State and every subcontract subject to Section 20-120 of the Code shall contain a certification by the bidder, contractor, or subcontractor, respectively, that the bidder, contractor, or subcontractor is not barred from being awarded a contract or subcontract under this Section and acknowledges that the CPO shall declare the related contract void if any of the certifications completed pursuant to this Section are false.

E. Section 42 of the Environmental Protection Act

Section 50-14 Environmental Protection Act violations.

The bidder or contractor or subcontractor, respectively, certifies in accordance with Section 50-14 that the bidder, contractor, or subcontractor, is not barred from being awarded a contract or entering into a subcontract under this Section which prohibits the bidding on or entering into contracts with the State of Illinois or a State agency, or entering into any subcontract, that is subject to the Code by a person or business found by a court or the Pollution Control Board to have committed a willful or knowing violation of Section 42 of the Environmental Protection Act for a period of five years from the date of the order. The bidder or contractor or subcontractor, respectively, acknowledges that the CPO may declare the contract void if this certification is false.

F. Educational Loan

Section 3 of the Educational Loan Default Act, 5 ILCS 385/3.

Pursuant to the Educational Loan Default Act no State agency shall contract with an individual for goods or services if that individual is in default on an educational loan.

The bidder, if an individual as opposed to a corporation, partnership or other form of business organization, certifies that the bidder is not in default on an educational loan as provided in Section 3 of the Act.

G. Bid-Rigging/Bid Rotating

Section 33E-11 of the Criminal Code of 2012, 720 ILCS 5/3BE-11.

(a) Every bid submitted to and public contract executed pursuant to such bid by the State or a unit of local government shall contain a certification by the prime contractor that the prime contractor is not barred from contracting with any unit of State or local government as a result of a violation of either Section 33E-3 or 33E-4 of this Article.

(b) A contractor who makes a false statement, material to the certification, commits a Class 3 felony.

A violation of Section 33E-3 would be represented by a conviction of the crime of bid-rigging which, in addition to Class 3 felony sentencing, provides that any person convicted of this offense or any similar offense of any state or the United States which contains the same elements as this offense shall be barred for 5 years from the date of conviction from contracting with any unit of State or local government. No corporation shall be barred from contracting with any unit of State or local government as a result of a conviction under this Section of any employee or agent of such corporation if the employee so convicted is no longer employed by the corporation and: (1) it has been finally adjudicated not guilty or (2) if it demonstrates to the governmental entity with which it seeks to contract and that entity finds that the commission of the offense was neither authorized, requested, commanded, nor performed by a director, officer or a high managerial agent in behalf of the corporation.

The bidder certifies that it is not barred from contracting with the Department by reason of a violation of either Section 33E-3 or Section 33E-4.

RETURN WITH BID

H. International Anti-Boycott

Section 5 of the International Anti-Boycott Certification Act provides every contract entered into by the State of Illinois for the manufacture, furnishing, or purchasing of supplies, material, or equipment or for the furnishing of work, labor, or services, in an amount exceeding the threshold for small purchases according to the purchasing laws of this State or \$10,000.00, whichever is less, shall contain certification, as a material condition of the contract, by which the contractor agrees that neither the contractor nor any substantially-owned affiliated company is participating or shall participate in an international boycott in violation of the provisions of the U.S. Export Administration Act of 1979 or the regulations of the U.S. Department of Commerce promulgated under that Act.

The bidder makes the certification set forth in Section 5 of the Act.

I. Drug Free Workplace

The Illinois "Drug Free Workplace Act" applies to this contract and it is necessary to comply with the provisions of the "Act" if the contractor is a corporation, partnership, or other entity (including a sole proprietorship) which has 25 or more employees.

The bidder certifies that if awarded a contract in excess of \$5,000 it will provide a drug free workplace in compliance with the provisions of the Act.

J. Disclosure of Business Operations in Iran

Section 50-36 of the Code provides that each bid, offer, or proposal submitted for a State contract shall include a disclosure of whether or not the Company acting as the bidder, offeror, or proposing entity, or any of its corporate parents or subsidiaries, within the 24 months before submission of the bid, offer, or proposal had business operations that involved contracts with or provision of supplies or services to the Government of Iran, companies in which the Government of Iran has any direct or indirect equity share, consortiums or projects commissioned by the Government of Iran, or companies involved in consortiums or projects commissioned by the Government of Iran and either of the following conditions apply:

- (1) More than 10% of the Company's revenues produced in or assets located in Iran involve oil-related activities or mineral-extraction activities; less than 75% of the Company's revenues produced in or assets located in Iran involve contracts with or provision of oil-related or mineral-extraction products or services to the Government of Iran or a project or consortium created exclusively by that government; and the Company has failed to take substantial action.
- (2) The Company has, on or after August 5, 1996, made an investment of \$20 million or more, or any combination of investments of at least \$10 million each that in the aggregate equals or exceeds \$20 million in any 12-month period, which directly or significantly contributes to the enhancement of Iran's ability to develop petroleum resources of Iran.

The terms "Business operations", "Company", "Mineral-extraction activities", "Oil-related activities", "Petroleum resources", and "Substantial action" are all defined in the Code.

Failure to make the disclosure required by the Code may cause the bid, offer or proposal to be considered not responsive. The disclosure will be considered when evaluating the bid or awarding the contract. The name of each Company disclosed as doing business or having done business in Iran will be provided to the State Comptroller.

Check the appropriate statement:

Company has no business operations in Iran to disclose.

Company has business operations in Iran as disclosed on the attached document.

RETURN WITH BID

K. Apprenticeship and Training Certification (Does not apply to federal aid projects)

In accordance with the provisions of Section 30-22 (6) of the Code, the bidder certifies that it is a participant, either as an individual or as part of a group program, in the approved apprenticeship and training programs applicable to each type of work or craft that the bidder will perform with its own forces. The bidder further certifies for work that will be performed by subcontract that each of its subcontractors submitted for approval either (a) is, at the time of such bid, participating in an approved, applicable apprenticeship and training program; or (b) will, prior to commencement of performance of work pursuant to this contract, begin participation in an approved apprenticeship and training program applicable to the work of the subcontract. The Department, at any time before or after award, may require the production of a copy of each applicable Certificate of Registration issued by the United States Department of Labor evidencing such participation by the contractor and any or all of its subcontractors. Applicable apprenticeship and training programs are those that have been approved and registered with the United States Department of Labor. The bidder shall list in the space below, the official name of the program sponsor holding the Certificate of Registration for all of the types of work or crafts in which the bidder is a participant and that will be performed with the bidder's forces. Types of work or craft work that will be subcontracted shall be included and listed as subcontract work. The list shall also indicate any type of work or craft job category that does not have an applicable apprenticeship or training program. **The bidder is responsible for making a complete report and shall make certain that each type of work or craft job category that will be utilized on the project as reported on the Construction Employee Workforce Projection (Form BC-1256) and returned with the bid is accounted for and listed.**

Additionally, Section 30-22 of the Code requires that the bidder certify that an Illinois office be maintained as the primary place of employment for persons employed for this contract.

NA-FEDERAL

The requirements of these certifications and disclosures are a material part of the contract, and the contractor shall require these certification provisions to be included in all approved subcontracts. In order to fulfill this requirement, it shall not be necessary that an applicable program sponsor be currently taking, or that it will take applications for apprenticeship, training or employment during the performance of the work of this contract.

RETURN WITH BID

L. Political Contributions and Registration with the State Board of Elections

Sections 20-160 and 50-37 of the Code regulate political contributions from business entities and any affiliated entities or affiliated persons bidding on or contracting with the state. Generally under Section 50-37, any business entity, and any affiliated entity or affiliated person of the business entity, whose current year contracts with all state agencies exceed an awarded value of \$50,000, are prohibited from making any contributions to any political committees established to promote the candidacy of the officeholder responsible for the awarding of the contracts or any other declared candidate for that office for the duration of the term of office of the incumbent officeholder or a period 2 years after the termination of the contract, whichever is longer. Any business entity and affiliated entities or affiliated persons whose state contracts in the current year do not exceed an awarded value of \$50,000, but whose aggregate pending bids and proposals on state contracts exceed \$50,000, either alone or in combination with contracts not exceeding \$50,000, are prohibited from making any political contributions to any political committee established to promote the candidacy of the officeholder responsible for awarding the pending contract during the period beginning on the date the invitation for bids or request for proposals or any other procurement opportunity is issued and ending on the day after the date of award or selection if the entity was not awarded or selected. Section 20-160 requires certification of registration of affected business entities in accordance with procedures found in Section 9-35 of The Election Code.

By submission of a bid, the contractor business entity acknowledges and agrees that it has read and understands Sections 20-160 and 50-37 of the Code, and that it makes the following certification:

The undersigned bidder certifies that it has registered as a business with the State Board of Elections and acknowledges a continuing duty to update the registration in accordance with the above referenced statutes. If the business entity is required to register, the CPO shall verify that it is in compliance on the date the bid or proposal is due. The CPO shall not accept a bid or proposal if the business entity is not in compliance with the registration requirements.

These requirements and compliance with the above referenced statutory sections are a material part of the contract, and any breach thereof shall be cause to void the contract under Section 50-60 of the Code. This provision does not apply to Federal-aid contracts.

M. Lobbyist Disclosure

Section 50-38 of the Code requires that any bidder or offeror on a State contract that hires a person required to register under the Lobbyist Registration Act to assist in obtaining a contract shall:

- (i) Disclose all costs, fees, compensation, reimbursements, and other remunerations paid or to be paid to the lobbyist related to the contract,
- (ii) Not bill or otherwise cause the State of Illinois to pay for any of the lobbyist's costs, fees, compensation, reimbursements, or other remuneration, and
- (iii) Sign a verification certifying that none of the lobbyist's costs, fees, compensation, reimbursements, or other remuneration were billed to the State.

This information, along with all supporting documents, shall be filed with the agency awarding the contract and with the Secretary of State. The CPO shall post this information, together with the contract award notice, in the online Procurement Bulletin.

Pursuant to Subsection (c) of this Section, no person or entity shall retain a person or entity to attempt to influence the outcome of a procurement decision made under the Code for compensation contingent in whole or in part upon the decision or procurement. Any person who violates this subsection is guilty of a business offense and shall be fined not more than \$10,000.

Bidder acknowledges that it is required to disclose the hiring of any person required to register pursuant to the Illinois Lobbyist Registration Act (25 ILCS 170) in connection with this contract.

Bidder has not hired any person required to register pursuant to the Illinois Lobbyist Registration Act in connection with this contract.

Or

Bidder has hired the following persons required to register pursuant to the Illinois Lobbyist Registration Act in connection with the contract:

Name and address of person: _____
All costs, fees, compensation, reimbursements and other remuneration paid to said person: _____

I acknowledge, understand and accept these terms and conditions for the above certifications.

RETURN WITH BID

IV. DISCLOSURES

- A. The disclosures hereinafter made by the bidder are each a material representation of fact upon which reliance is placed should the Department enter into the contract with the bidder. The bidder further certifies that the Department has received the disclosure forms for each bid.

The CPO may void the bid, or contract, respectively, if it is later determined that the bidder or subcontractor rendered a false or erroneous disclosure. A contractor or subcontractor may be suspended or debarred for violations of the Code. Furthermore, the CPO may void the contract and the surety providing the performance bond shall be responsible for completion of the contract.

B. Financial Interests and Conflicts of Interest

1. Section 50-35 of the Code provides that all bids of more than \$50,000 and all submissions to a vendor portal shall be accompanied by disclosure of the financial interests of the bidder. This disclosed information for the successful bidder, will be maintained as public information subject to release by request pursuant to the Freedom of Information Act, filed with the Procurement Policy Board, and shall be incorporated as a material term of the contract. Furthermore, pursuant to Section 5-5, the Procurement Policy Board may review a proposal, bid, or contract and issue a recommendation to void a contract or reject a proposal or bid based on any violation of the Code or the existence of a conflict of interest as provided in subsections (b) and (d) of Section 50-35.

The financial interests to be disclosed shall include ownership or distributive income share that is in excess of 5%, or an amount greater than 60% of the annual salary of the Governor, of the bidding entity or its parent entity, whichever is less, unless the contractor or bidder is a publicly traded entity subject to Federal 10K reporting, in which case it may submit its 10K disclosure in place of the prescribed disclosure. If a bidder is a privately held entity that is exempt from Federal 10K reporting, but has more than 100 shareholders, it may submit the information that Federal 10K companies are required to report, and list the names of any individual or entity holding any ownership share that is in excess of 5%. The disclosure shall include the names, addresses, and dollar or proportionate share of ownership of each individual making the disclosure, their instrument of ownership or beneficial relationship, and notice of any potential conflict of interest resulting from the current ownership or beneficial interest of each individual making the disclosure having any of the relationships identified in Section 50-35 and on the disclosure form.

The current annual salary of the Governor is \$177,412.00.

In addition, all disclosures shall indicate any other current or pending contracts, proposals, leases, or other ongoing procurement relationships the bidding entity has with any other unit of state government and shall clearly identify the unit and the contract, proposal, lease, or other relationship.

2. Disclosure Forms. Disclosure Form A is attached for use concerning the individuals meeting the above ownership or distributive share requirements. A separate Disclosure Form A must be submitted with the bid for each individual meeting the above requirements. In addition, a second form (Disclosure Form B) provides for the disclosure of current or pending procurement relationships with other (non-IDOT) state agencies and a total ownership certification. **The forms must be included with each bid.**

C. Disclosure Form Instructions

Form A Instructions for Financial Information & Potential Conflicts of Interest

If the bidder is a publicly traded entity subject to Federal 10K reporting, the 10K Report may be submitted to meet the requirements of Form A. If a bidder is a privately held entity that is exempt from Federal 10K reporting, but has more than 100 shareholders, it may submit the information that Federal 10K companies are required to report, and list the names of any individual or entity holding any ownership share that is in excess of 5%. If a bidder is not subject to Federal 10K reporting, the bidder must determine if any individuals are required by law to complete a financial disclosure form. To do this, the bidder should answer each of the following questions. A "YES" answer indicates Form A must be completed. If the answer to each of the following questions is "NO", then the NOT APPLICABLE STATEMENT on Form A must be signed and dated by an individual that is authorized to execute contracts for the bidding company. Note: These questions are for assistance only and are not required to be completed.

1. Does anyone in your organization have a direct or beneficial ownership share of greater than 5% of the bidding entity or parent entity? YES ___ NO ___
2. Does anyone in your organization have a direct or beneficial ownership share of less than 5%, but which has a value greater than 60% of the annual salary of the Governor? YES ___ NO ___
3. Does anyone in your organization receive more than 60% of the annual salary of the Governor of the bidding entity's or parent entity's distributive income? YES ___ NO ___
4. Does anyone in your organization receive greater than 5% of the bidding entity's or parent entity's total distributive income, but which is less than 60% of the annual salary of the Governor? YES ___ NO ___

(Note: Only one set of forms needs to be completed per individual per bid even if a specific individual would require a yes answer to more than one question.)

A "YES" answer to any of these questions requires the completion of Form A. The bidder must determine each individual in the bidding entity or the bidding entity's parent company that would cause the questions to be answered "Yes". Each form must be signed and dated by an individual that is authorized to execute contracts for your organization. The individual signing can be, but does not have to be, the individual for which the form is being completed. The bidder is responsible for the accuracy of any information provided.

If the answer to each of the above questions is "NO", then the NOT APPLICABLE STATEMENT of Form A must be signed and dated by an individual that is authorized to execute contracts for your company.

RETURN WITH BID

Form B: Instructions for Identifying Other Contracts & Procurement Related Information

Disclosure Form B must be completed for each bid submitted by the bidding entity. *Note: Checking the NOT APPLICABLE STATEMENT on Form A does not allow the bidder to ignore Form B. Form B must be completed, checked, and dated or the bidder may be considered nonresponsive and the bid will not be accepted.*

The Bidder shall identify, by checking Yes or No on Form B, whether it has any pending contracts (including leases), bids, proposals, or other ongoing procurement relationship with any other (non-IDOT) State of Illinois agency. If "No" is checked, the bidder only needs to complete the check box on the bottom of Form B. If "Yes" is checked, the bidder must do one of the following:

Option I: If the bidder did not submit an Affidavit of Availability to obtain authorization to bid, the bidder must list all non-IDOT State of Illinois agency pending contracts, leases, bids, proposals, and other ongoing procurement relationships. These items may be listed on Form B or on an attached sheet(s). Do not include IDOT contracts. Contracts with cities, counties, villages, etc. are not considered State of Illinois agency contracts and are not to be included. Contracts with other State of Illinois agencies such as the Department of Natural Resources or the Capital Development Board must be included. Bidders who submit Affidavits of Availability are suggested to use Option II.

Option II: If the bidder is required and has submitted an Affidavit of Availability in order to obtain authorization to bid, the bidder may write or type "See Affidavit of Availability" which indicates that the Affidavit of Availability is incorporated by reference and includes all non-IDOT State of Illinois agency pending contracts, leases, bids, proposals, and other ongoing procurement relationships. For any contracts that are not covered by the Affidavit of Availability, the bidder must identify them on Form B or on an attached sheet(s). These might be such things as leases.

RETURN WITH BID

ILLINOIS DEPARTMENT OF TRANSPORTATION

Form A Financial Information & Potential Conflicts of Interest Disclosure

Contractor Name
Legal Address
City, State, Zip
Telephone Number Email Address Fax Number (if available)

Disclosure of the information contained in this Form is required by Section 50-35 of the Code (30 ILCS 500). Vendors desiring to enter into a contract with the State of Illinois must disclose the financial information and potential conflict of interest information as specified in this Disclosure Form. This information shall become part of the publicly available contract file. This Form A must be completed for bids in excess of \$50,000, and for all open-ended contracts. A publicly traded company may submit a 10K disclosure (or equivalent if applicable) in satisfaction of the requirements set forth in Form A. See Disclosure Form Instructions.

The current annual salary of the Governor is \$177,412.00.

DISCLOSURE OF FINANCIAL INFORMATION

- 1. Disclosure of Financial Information. The individual named below has an interest in the BIDDER (or its parent) in terms of ownership or distributive income share in excess of 5%, or an interest which has a value of more than 60% of the annual salary of the Governor. (Make copies of this form as necessary and attach a separate Disclosure Form A for each individual meeting these requirements)

FOR INDIVIDUAL (type or print information)
NAME:
ADDRESS
Type of ownership/distributable income share:
stock sole proprietorship Partnership other: (explain on separate sheet):
% or \$ value of ownership/distributable income share:

- 2. Disclosure of Potential Conflicts of Interest. Check "Yes" or "No" to indicate which, if any, of the following potential conflict of interest relationships apply. If the answer to any question is "Yes", please attach additional pages and describe.

(a) State employment, currently or in the previous 3 years, including contractual employment of services. Yes ___ No ___

If your answer is yes, please answer each of the following questions.

- 1. Are you currently an officer or employee of either the Capitol Development Board or the Illinois State Toll Highway Authority? Yes ___ No ___
2. Are you currently appointed to or employed by any agency of the State of Illinois? If you are currently appointed to or employed by any agency of the State of Illinois, and your annual salary exceeds 60% of the annual salary of the Governor provide the name the State agency for which you are employed and your annual salary.

RETURN WITH BID

3. If you are currently appointed to or employed by any agency of the State of Illinois, and your annual salary exceeds 60% of the annual salary of the Governor, are you entitled to receive (i) more than 7 1/2% of the total distributable income of your firm, partnership, association or corporation, or (ii) an amount in excess of 100% of the annual salary of the Governor? Yes ___ No ___
4. If you are currently appointed to or employed by any agency of the State of Illinois, and your annual salary exceeds 60% of the annual salary of the Governor, are you and your spouse or minor children entitled to receive (i) more than 15% in aggregate of the total distributable income of your firm, partnership, association or corporation, or (ii) an amount in excess of two times the salary of the Governor? Yes ___ No ___

(b) State employment of spouse, father, mother, son, or daughter, including contractual employment for services in the previous 2 years.

Yes ___ No ___

If your answer is yes, please answer each of the following questions.

1. Is your spouse or any minor children currently an officer or employee of the Capitol Development Board or the Illinois State Toll Highway Authority? Yes ___ No ___
2. Is your spouse or any minor children currently appointed to or employed by any agency of the State of Illinois? If your spouse or minor children is/are currently appointed to or employed by any agency of the State of Illinois, and his/her annual salary exceeds 60% of the annual salary of the Governor, provide the name of the spouse and/or minor children, the name of the State agency for which he/she is employed and his/her annual salary. _____
-
3. If your spouse or any minor children is/are currently appointed to or employed by any agency of the State of Illinois, and his/her annual salary exceeds 60% of the annual salary of the Governor, are you entitled to receive (i) more than 7 1/2% of the total distributable income of your firm, partnership, association or corporation, or (ii) an amount in excess 100% of the annual salary of the Governor? Yes ___ No ___
4. If your spouse or any minor children are currently appointed to or employed by any agency of the State of Illinois, and his/her annual salary exceeds 60% of the annual salary of the Governor, are you and your spouse or any minor children entitled to receive (i) more than 15% in the aggregate of the total distributable income from your firm, partnership, association or corporation, or (ii) an amount in excess of two times the salary of the Governor? Yes ___ No ___

(c) Elective status; the holding of elective office of the State of Illinois, the government of the United States, any unit of local government authorized by the Constitution of the State of Illinois or the statutes of the State of Illinois currently or in the previous 3 years. Yes ___ No ___

(d) Relationship to anyone holding elective office currently or in the previous 2 years; spouse, father, mother, son, or daughter. Yes ___ No ___

(e) Appointive office; the holding of any appointive government office of the State of Illinois, the United State of America, or any unit of local government authorized by the Constitution of the State of Illinois or the statutes of the State of Illinois, which office entitles the holder to compensation in excess of the expenses incurred in the discharge of that office currently or in the previous 3 years. Yes ___ No ___

(f) Relationship to anyone holding appointive office currently or in the previous 2 years; spouse, father, mother, son, or daughter. Yes ___ No ___

(g) Employment, currently or in the previous 3 years, as or by any registered lobbyist of the State government. Yes ___ No ___

RETURN WITH BID

(h) Relationship to anyone who is or was a registered lobbyist in the previous 2 years; spouse, father, mother, son, or daughter. Yes ___ No ___

(i) Compensated employment, currently or in the previous 3 years, by any registered election or reelection committee registered with the Secretary of State or any county clerk of the State of Illinois, or any political action committee registered with either the Secretary of State or the Federal Board of Elections. Yes ___ No ___

(j) Relationship to anyone; spouse, father, mother, son, or daughter; who was a compensated employee in the last 2 years by any registered election or re-election committee registered with the Secretary of State or any county clerk of the State of Illinois, or any political action committee registered with either the Secretary of State or the Federal Board of Elections. Yes ___ No ___

3. Communication Disclosure.

Disclose the name and address of each lobbyist and other agent of the bidder or offeror who is not identified in Section 2 of this form, who is has communicated, is communicating, or may communicate with any State officer or employee concerning the bid or offer. This disclosure is a continuing obligation and must be promptly supplemented for accuracy throughout the process and throughout the term of the contract. If no person is identified, enter "None" on the line below:

Name and address of person(s): _____

RETURN WITH BID

4. Suspension or Debarment Disclosure. For each of the persons identified under Sections 2 and 3 of this form, disclose whether any of the following has occurred within the previous 10 years: suspension or debarment from contracting with any governmental entity; professional licensure discipline; bankruptcies; adverse civil judgments and administrative findings; and criminal felony convictions. This disclosure is a continuing obligation and must be promptly supplemented for accuracy throughout the procurement process and term of the contract. If no person is identified, enter "None" on the line below:

Name of person(s): _____

Nature of disclosure: _____

APPLICABLE STATEMENT

This Disclosure Form A is submitted on behalf of the INDIVIDUAL named on previous page. Under penalty of perjury, I certify the contents of this disclosure to be true and accurate to the best of my knowledge.

Completed by: _____ Date _____
Signature of Individual or Authorized Representative

NOT APPLICABLE STATEMENT

Under penalty of perjury, I have determined that no individuals associated with this organization meet the criteria that would require the completion of this Form A.

This Disclosure Form A is submitted on behalf of the CONTRACTOR listed on the previous page.

_____ Date _____
Signature of Authorized Representative

The bidder has a continuing obligation to supplement these disclosures under Sec. 50-35 of the Code.

RETURN WITH BID

ILLINOIS DEPARTMENT OF TRANSPORTATION

Form B Other Contracts & Financial Related Information Disclosure

Contractor Name, Legal Address, City, State, Zip, Telephone Number, Email Address, Fax Number (if available)

Disclosure of the information contained in this Form is required by Section 50-35 of the Code (30 ILCS 500). This information shall become part of the publicly available contract file. This Form B must be completed for all bids.

DISCLOSURE OF OTHER CONTRACTS AND PROCUREMENT RELATED INFORMATION

1. Identifying Other Contracts & Procurement Related Information. The BIDDER shall identify whether it has any pending contracts (including leases), bids, proposals, or other ongoing procurement relationship with any other State of Illinois agency: Yes ___ No ___ If "No" is checked, the bidder only needs to complete the signature box on this page.

2. If "Yes" is checked. Identify each such relationship by showing State of Illinois agency name and other descriptive information such as bid or project number (attach additional pages as necessary). SEE DISCLOSURE FORM INSTRUCTIONS:

THE FOLLOWING STATEMENT MUST BE CHECKED

Signature of Authorized Representative, Date

OWNERSHIP CERTIFICATION

Please certify that the following statement is true if the individuals for all submitted Form A disclosures do not total 100% of ownership.

Any remaining ownership interest is held by individuals receiving less than \$106,447.20 of the bidding entity's or parent entity's distributive income or holding less than a 5% ownership interest.

Yes No N/A (Form A disclosure(s) established 100% ownership)

RETURN WITH BID

SPECIAL NOTICE TO CONTRACTORS

The following requirements of the Illinois Human Rights Act (775 ILCS 5/et seq), and applicable administrative rules apply:

CONSTRUCTION EMPLOYEE UTILIZATION PROJECTION

- (a) All bidders on construction contracts shall complete and submit, along with and as part of their bids, a Bidder's Employee Utilization Form (Form BC-1256) setting forth a projection and breakdown of the total workforce intended to be hired and/or allocated to such contract work by the bidder including a projection of minority and female employee utilization in all job classifications on the contract project.
- (b) The Department of Transportation shall review the Employee Utilization Form, and workforce projections contained therein, of the contract awardee to determine if such projections reflect an underutilization of minority persons and/or women in any job classification in accordance with the Equal Employment Opportunity Clause and Title 44, Illinois Administrative Code, Section 750.120. If it is determined that the contract awardee's projections reflect an underutilization of minority persons and/or women in any job classification, it shall be advised in writing of the manner in which it is underutilizing and such awardee shall be considered to be in breach of the contract unless, prior to commencement of work on the contract project, it submits revised satisfactory projections or an acceptable written affirmative action plan to correct such underutilization including a specific timetable geared to the completion stages of the contract.
- (c) The Department of Transportation shall provide to the Department of Human Rights a copy of the contract awardee's Employee Utilization Form, a copy of any required written affirmative action plan, and any written correspondence related thereto. The Department of Human Rights may review and revise any action taken by the Department of Transportation with respect to these requirements.



RETURN WITH BID

**Contract No. 66F23
LIVINGSTON County
Section (53-4)R&I
Project NHPP-0055(460)
Route FAI 55
District 3 Construction Funds**

PART I. IDENTIFICATION

Dept. of Human Rights # _____ Duration of Project: _____

Name of Bidder: _____

PART II. WORKFORCE PROJECTION

A. The undersigned bidder has analyzed minority group and female populations, unemployment rates and availability of workers for the location in which this contract work is to be performed, and for the locations from which the bidder recruits employees, and hereby submits the following workforce projection including a projection for minority and female employee utilization in all job categories in the workforce to be allocated to this contract:

TABLE A

TABLE B

TOTAL Workforce Projection for Contract												
JOB CATEGORIES	TOTAL EMPLOYEES		MINORITY EMPLOYEES						TRAINEES			
			BLACK		HISPANIC		*OTHER MINOR.		APPRENTICES		ON THE JOB TRAINEES	
	M	F	M	F	M	F	M	F	M	F	M	F
OFFICIALS (MANAGERS)												
SUPERVISORS												
FOREMEN												
CLERICAL												
EQUIPMENT OPERATORS												
MECHANICS												
TRUCK DRIVERS												
IRONWORKERS												
CARPENTERS												
CEMENT MASONS												
ELECTRICIANS												
PIPEFITTERS, PLUMBERS												
PAINTERS												
LABORERS, SEMI-SKILLED												
LABORERS, UNSKILLED												
TOTAL												

CURRENT EMPLOYEES TO BE ASSIGNED TO CONTRACT			
TOTAL EMPLOYEES		MINORITY EMPLOYEES	
M	F	M	F

TABLE C

TOTAL Training Projection for Contract								
EMPLOYEES IN TRAINING	TOTAL EMPLOYEES		BLACK		HISPANIC		*OTHER MINOR.	
	M	F	M	F	M	F	M	F
APPRENTICES								
ON THE JOB TRAINEES								

*Other minorities are defined as Asians (A) or Native Americans (N).
Please specify race of each employee shown in Other Minorities column.

FOR DEPARTMENT USE ONLY

BC 1256 (Rev. 12/11/07)

Note: See instructions on page 2

RETURN WITH BID

**Contract No. 66F23
LIVINGSTON County
Section (53-4)R&I
Project NHPP-0055(460)
Route FAI 55
District 3 Construction Funds**

PART II. WORKFORCE PROJECTION - continued

- B. Included in "Total Employees" under Table A is the total number of **new hires** that would be employed in the event the undersigned bidder is awarded this contract.

The undersigned bidder projects that: (number) _____ new hires would be recruited from the area in which the contract project is located; and/or (number) _____ new hires would be recruited from the area in which the bidder's principal office or base of operation is located.

- C. Included in "Total Employees" under Table A is a projection of numbers of persons to be employed directly by the undersigned bidder as well as a projection of numbers of persons to be employed by subcontractors.

The undersigned bidder estimates that (number) _____ persons will be directly employed by the prime contractor and that (number) _____ persons will be employed by subcontractors.

PART III. AFFIRMATIVE ACTION PLAN

- A. The undersigned bidder understands and agrees that in the event the foregoing minority and female employee utilization projection included under **PART II** is determined to be an underutilization of minority persons or women in any job category, and in the event that the undersigned bidder is awarded this contract, he/she will, prior to commencement of work, develop and submit a written Affirmative Action Plan including a specific timetable (geared to the completion stages of the contract) whereby deficiencies in minority and/or female employee utilization are corrected. Such Affirmative Action Plan will be subject to approval by the contracting agency and the **Illinois Department of Human Rights**.
- B. The undersigned bidder understands and agrees that the minority and female employee utilization projection submitted herein, and the goals and timetable included under an Affirmative Action Plan if required, are deemed to be part of the contract specifications.

Company _____ Telephone Number _____

Address _____

NOTICE REGARDING SIGNATURE

The Bidder's signature on the Proposal Signature Sheet will constitute the signing of this form. The following signature block needs to be completed only if revisions are required.

Signature: _____ Title: _____ Date: _____

- Instructions: All tables must include subcontractor personnel in addition to prime contractor personnel.
- Table A - Include both the number of employees that would be hired to perform the contract work and the total number currently employed (Table B) that will be allocated to contract work, and include all apprentices and on-the-job trainees. The "Total Employees" column should include all employees including all minorities, apprentices and on-the-job trainees to be employed on the contract work.
- Table B - Include all employees currently employed that will be allocated to the contract work including any apprentices and on-the-job trainees currently employed.
- Table C - Indicate the racial breakdown of the total apprentices and on-the-job trainees shown in Table A.

RETURN WITH BID

ADDITIONAL FEDERAL REQUIREMENTS

In addition to the Required Contract Provisions for Federal-Aid Construction Contracts (FHWA 1273), all bidders make the following certifications.

- A. By the execution of this proposal, the signing bidder certifies that the bidding entity has not, either directly or indirectly, entered into any agreement, participated in any collusion, or otherwise taken any action, in restraint of free competitive bidding in connection with the submitted bid. This statement made by the undersigned bidder is true and correct under penalty of perjury under the laws of the United States.
- B. CERTIFICATION, EQUAL EMPLOYMENT OPPORTUNITY:
1. Have you participated in any previous contracts or subcontracts subject to the equal opportunity clause. YES _____ NO _____
 2. If answer to #1 is yes, have you filed with the Joint Reporting Committee, the Director of OFCC, any Federal agency, or the former President's Committee on Equal Employment Opportunity, all reports due under the applicable filing requirements of those organizations? YES _____ NO _____

RETURN WITH BID

**Contract No. 66F23
LIVINGSTON County
Section (53-4)R&I
Project NHPP-0055(460)
Route FAI 55
District 3 Construction Funds**

PROPOSAL SIGNATURE SHEET

The undersigned bidder hereby makes and submits this bid on the subject Proposal, thereby assuring the Department that all requirements of the Invitation for Bids and rules of the Department have been met, that there is no misunderstanding of the requirements of paragraph 3 of this Proposal, and that the contract will be executed in accordance with the rules of the Department if an award is made on this bid.

(IF AN INDIVIDUAL)

Firm Name _____

Signature of Owner _____

Business Address _____

(IF A CO-PARTNERSHIP)

Firm Name _____

By _____

Business Address _____

Name and Address of All Members of the Firm:

(IF A CORPORATION)

Corporate Name _____

By _____

Signature of Authorized Representative _____

Typed or printed name and title of Authorized Representative _____

Attest _____

Signature _____

(IF A JOINT VENTURE, USE THIS SECTION FOR THE MANAGING PARTY AND THE SECOND PARTY SHOULD SIGN BELOW)

Business Address _____

(IF A JOINT VENTURE)

Corporate Name _____

By _____

Signature of Authorized Representative _____

Typed or printed name and title of Authorized Representative _____

Attest _____

Signature _____

Business Address _____

If more than two parties are in the joint venture, please attach an additional signature sheet.



This Annual Proposal Bid Bond shall become effective at 12:01 AM (CDST) on _____ and shall be valid until _____ 11:59 PM (CDST).

KNOW ALL PERSONS BY THESE PRESENTS, That We _____

as PRINCIPAL, and _____

as SURETY, and held jointly, severally and firmly bound unto the STATE OF ILLINOIS in the penal sum of 5 percent of the total bid price, or for the amount specified in the bid proposal under "Proposal Guaranty" in effect on the date of the Invitation for Bids, whichever is the lesser sum, well and truly to be paid unto said STATE OF ILLINOIS, for the payment of which we bind ourselves, our heirs, executors, administrators, successors and assigns.

THE CONDITION OF THE FOREGOING OBLIGATION IS SUCH that whereas, the PRINCIPAL may submit bid proposal(s) to the STATE OF ILLINOIS, acting through the Department of Transportation, for various improvements published in the Transportation Bulletin during the effective term indicated above.

NOW, THEREFORE, if the Department shall accept the bid proposal(s) of the PRINCIPAL; and if the PRINCIPAL shall, within the time and as specified in the bidding and contract documents; and if, after award by the Department, the PRINCIPAL shall enter into a contract in accordance with the terms of the bidding and contract documents including evidence of the required insurance coverages and providing such bond as specified with good and sufficient surety for the faithful performance of such contract and for the prompt payment of labor and material furnished in the prosecution thereof; or if, in the event of the failure of the PRINCIPAL to enter into such contract and to give the specified bond, the PRINCIPAL pays to the Department the difference not to exceed the penalty hereof between the amount specified in the bid proposal and such larger amount for which the Department may contract with another party to perform the work covered by said bid proposal, then this obligation shall be null and void, otherwise, it shall remain in full force and effect.

IN THE EVENT the Department determines the PRINCIPAL has failed to comply with any requirement as set forth in the preceding paragraph, then Surety shall pay the penal sum to the Department within fifteen (15) days of written demand therefor. If Surety does not make full payment within such period of time, the Department may bring an action to collect the amount owed. Surety is liable to the Department for all its expenses, including attorney's fees, incurred in any litigation in which it prevails either in whole or in part.

In TESTIMONY WHEREOF, the said PRINCIPAL has caused this instrument to be signed by its officer _____ day of _____ A.D., _____

In TESTIMONY WHEREOF, the said SURETY has caused this instrument to be signed by its officer _____ day of _____ A.D., _____

(Company Name)

(Company Name)

By _____
(Signature and Title)

By _____
(Signature of Attorney-in-Fact)

Notary for PRINCIPAL

Notary for SURETY

STATE OF _____
COUNTY OF _____

STATE OF _____
COUNTY OF _____

Signed and attested before me on _____ (date)

Signed and attested before me on _____ (date)

by _____
(Name of Notary Public)

by _____
(Name of Notary Public)

(Seal) _____
(Signature of Notary Public)

(Seal) _____
(Signature of Notary Public)

(Date Commission Expires)

(Date Commission Expires)

In lieu of completing the above section of the Annual Proposal Bid Bond form, the Principal may file an Electronic Bid Bond. By signing the proposal(s) the Principal is ensuring the identified electronic bid bond has been executed and the Principal and Surety are firmly bound unto the State of Illinois under the conditions of the bid bond as shown above.

Electronic Bid Bond ID #	Company/Bidder Name	Signature and Title
--------------------------	---------------------	---------------------

This bond may be terminated, at Surety's request, upon giving not less than thirty (30) days prior written notice of the cancellation/termination of the bond. Said written notice shall be issued to the Illinois Department of Transportation, Chief Contracts Official, 2300 South Dirksen Parkway, Springfield, Illinois, 62764, and shall be served in person, by receipted courier delivery or certified or registered mail, return receipt requested. Said notice period shall commence on the first calendar day following the Department's receipt of written cancellation/termination notice. Surety shall remain firmly bound to all obligations herein for proposals submitted prior to the cancellation/termination. Surety shall be released and discharged from any obligation(s) for proposals submitted for any letting or date after the effective date of cancellation/termination.



Item No. _____

Letting Date _____

KNOW ALL PERSONS BY THESE PRESENTS, That We _____

as PRINCIPAL, and _____

as SURETY, and held jointly, severally and firmly bound unto the STATE OF ILLINOIS in the penal sum of 5 percent of the total bid price, or for the amount specified in the bid proposal under "Proposal Guaranty" in effect on the date of the Invitation for Bids, whichever is the lesser sum, well and truly to be paid unto said STATE OF ILLINOIS, for the payment of which we bind ourselves, our heirs, executors, administrators, successors and assigns.

THE CONDITION OF THE FOREGOING OBLIGATION IS SUCH that whereas, the PRINCIPAL has submitted a bid proposal to the STATE OF ILLINOIS, acting through the Department of Transportation, for the improvement designated by the Transportation Bulletin Item Number and Letting Date indicated above.

NOW, THEREFORE, if the Department shall accept the bid proposal of the PRINCIPAL; and if the PRINCIPAL shall, within the time and as specified in the bidding and contract documents; and if, after award by the Department, the PRINCIPAL shall enter into a contract in accordance with the terms of the bidding and contract documents including evidence of the required insurance coverages and providing such bond as specified with good and sufficient surety for the faithful performance of such contract and for the prompt payment of labor and material furnished in the prosecution thereof; or if, in the event of the failure of the PRINCIPAL to enter into such contract and to give the specified bond, the PRINCIPAL pays to the Department the difference not to exceed the penalty hereof between the amount specified in the bid proposal and such larger amount for which the Department may contract with another party to perform the work covered by said bid proposal, then this obligation shall be null and void, otherwise, it shall remain in full force and effect.

IN THE EVENT the Department determines the PRINCIPAL has failed to comply with any requirement as set forth in the preceding paragraph, then Surety shall pay the penal sum to the Department within fifteen (15) days of written demand therefor. If Surety does not make full payment within such period of time, the Department may bring an action to collect the amount owed. Surety is liable to the Department for all its expenses, including attorney's fees, incurred in any litigation in which it prevails either in whole or in part.

In TESTIMONY WHEREOF, the said PRINCIPAL has caused this instrument to be signed by its officer _____ day of _____ A.D., _____

In TESTIMONY WHEREOF, the said SURETY has caused this instrument to be signed by its officer _____ day of _____ A.D., _____

(Company Name)

(Company Name)

By _____
(Signature and Title)

By _____
(Signature of Attorney-in-Fact)

Notary for PRINCIPAL

Notary for SURETY

STATE OF _____
COUNTY OF _____

STATE OF _____
COUNTY OF _____

Signed and attested before me on _____ (date)
by _____

Signed and attested before me on _____ (date)
by _____

(Name of Notary Public)

(Name of Notary Public)

(Seal) _____
(Signature of Notary Public)

(Seal) _____
(Signature of Notary Public)

(Date Commission Expires)

(Date Commission Expires)

In lieu of completing the above section of the Proposal Bid Bond form, the Principal may file an Electronic Bid Bond. By signing the proposal the Principal is ensuring the identified electronic bid bond has been executed and the Principal and Surety are firmly bound unto the State of Illinois under the conditions of the bid bond as shown above.

Electronic Bid Bond ID # _____ Company/Bidder Name _____ Signature and Title _____



DO NOT SUBMIT WITH BID

DBE Utilization Plan

(1) Policy

It is public policy that disadvantageded businesses as defined in 49 CFR Part 26 and the Special Provision shall have the maximum opportunity to participate in the performance of contracts financed in whole or in part with Federal or State funds. Consequently the requirements of 49 CFR Part 26 apply to this contract.

(2) Obligation

The contractor agrees to ensure that disadvantageded businesses as defined in 49 CFR Part 26 and the Special Provision have the maximum opportunity to participate in the performance of contracts or subcontracts financed in whole or in part with Federal or State funds. The contractor shall take all necessary and reasonable steps in accordance with 49 CFR Part 26 and the Special Provision to ensure that said businesses have the maximum opportunity to compete for and perform under this contract. The contractor shall not discriminate on the basis of race, color, national origin or sex in the award and performance of contracts.

(3) Project and Bid Identification

Complete the following information concerning the project and bid:

Form with fields for Route, Section, Project, County, Letting Date, Contract No., Letting Item No., Total Bid, and Contract DBE Goal (Percent and Dollar Amount).

(4) Assurance

I, acting in my capacity as an officer of the undersigned bidder (or bidders if a joint venture), hereby assure the Department that on this project my company : (check one)

- Meets or exceeds contract award goals and has provided documented participation as follows: Disadvantaged Business Participation _____ percent. Attached are the signed participation statements, forms SBE 2025, required by the Special Provision evidencing availability and use of each business participating in this plan and assuring that each business will perform a commercially useful function in the work of the contract.
Failed to meet contract award goals and has included good faith effort documentation to meet the goals and that my company has provided participation as follows: Disadvantaged Business Participation _____ percent.

The contract goals should be accordingly modified or waived. Attached is all information required by the Special Provision in support of this request including good faith effort. Also attached are the signed participation statements, forms SBE 2025, required by the Special Provision evidencing availability and use of each business participating in this plan and assuring that each business will perform a commercially useful function in the work of the contract.

Signature fields for Company, By, Title, and Date.

The "as read" Low Bidder is required to comply with the Special Provision. Submit only one utilization plan for each project. The utilization plan shall be submitted in accordance with the special provision. Bureau of Small Business Enterprises 2300 South Dirksen Parkway Springfield, Illinois 62764 Local Let Projects Submit forms to the Local Agency

The Department of Transportation is requesting disclosure of information that is necessary to accomplish the purpose as outlined under State and Federal law. Disclosure of this information is REQUIRED. Failure to provide any information will result in the contract not being awarded. This form has been approved by the State Forms Manager Center.



DBE Participation Statement

Subcontractor Registration Number _____

Letting _____

Participation Statement

Item No. _____

(1) Instructions

Contract No. _____

This form must be completed for each disadvantaged business participating in the Utilization Plan. This form shall be submitted in accordance with the special provision and will be attached to the Utilization Plan form. If additional space is needed complete an additional form for the firm. Trucking participation items; description must list what is anticipated towards goal credit.

(2) Work:

Please indicate: J/V _____ Manufacturer _____ Supplier (60%) _____ Subcontractor _____ Trucking _____

Table with 5 columns: Pay Item No., Description (Anticipated items for trucking)*, Quantity, Unit Price, Total. Includes a Total row at the bottom right.

(3) Partial Payment Items (For any of the above items which are partial pay items)

Description must be sufficient to determine a Commercially Useful Function, specifically describe the work and subcontract dollar amount:

*Applies to trucking only

(4) Commitment

When a DBE is to be a second-tier subcontractor, or if the first-tier DBE subcontractor is going to be subcontracting a portion of its subcontract, it must be clearly indicated on the DBE Participation Statement, and the details of the transaction fully explained.

In the event a DBE subcontractor second-tiers a portion of its subcontract to one or more subcontractors during the work of a contract, the prime must submit a DBE Participation Statement, with the details of the transaction(s) fully explained.

The undersigned certify that the information included herein is true and correct, and that the DBE firm listed below has agreed to perform a commercially useful function in the work of the contract item(s) listed above and to execute a contract with the prime contractor or 1st Tier subcontractor. The undersigned further understand that no changes to this statement may be made without prior approval from the Department's Bureau of Small Business Enterprises and that complete and accurate information regarding actual work performed on this project and the payment therefore must be provided to the Department.

Signature for Contractor __ 1st Tier __ 2nd Tier
Date
Contact Person
Title
Firm Name
Address
City/State/Zip
Phone
Email Address

Signature for DBE Firm __ 1st Tier __ 2nd Tier
Date
Contact Person
Title
Firm Name
Address
City/State/Zip
Phone
Email Address

E
WC

The Department of Transportation is requesting disclosure of information that is necessary to accomplish the statutory purpose as outlined under the state and federal law. Disclosure of this information is REQUIRED. Failure to provide any information will result in the contract not being awarded. This form has been approved by the State Forms Management Center.

PROPOSAL ENVELOPE



PROPOSALS

for construction work advertised for bids by the
Illinois Department of Transportation

Item No.	Item No.	Item No.

Submitted By:

Name:
Address:
Phone No.

Bidders should use an IDOT proposal envelope or affix this form to the front of a 10" x 13" envelope for the submittal of bids. If proposals are mailed, they should be enclosed in a second or outer envelope addressed to:

Engineer of Design and Environment - Room 326
Illinois Department of Transportation
2300 South Dirksen Parkway
Springfield, Illinois 62764

NOTICE

Individual bids, including Bid Bond and/or supplemental information if required, should be securely stapled.

CONTRACTOR OFFICE COPY OF CONTRACT SPECIFICATIONS

NOTICE

None of the following material needs to be returned with the bid package unless the special provisions require documentation and/or other information to be submitted.

**Contract No. 66F23
LIVINGSTON County
Section (53-4)R&I
Project NHPP-0055(460)
Route FAI 55
District 3 Construction Funds**



Illinois Department of Transportation

SUBCONTRACTOR DOCUMENTATION

Public Acts 96-0795, 96-0920, and 97-0895 enacted substantial changes to the provisions of the Code (30 ILCS 500). Among the changes are provisions affecting subcontractors. The Contractor awarded this contract will be required as a material condition of the contract to implement and enforce the contract requirements applicable to subcontractors that entered into a contractual agreement with a total value of \$50,000 or more with a person or entity who has a contract subject to the Code and approved in accordance with article 108.01 of the Standard Specifications for Road and Bridge Construction.

If the Contractor seeks approval of subcontractors to perform a portion of the work, and approval is granted by the Department, the Contractor shall provide a copy of the subcontract to the Illinois Department of Transportation's CPO upon request within 15 calendar days after execution of the subcontract.

Financial disclosures required pursuant to Sec. 50-35 of the Code must be submitted for all applicable subcontractors. The subcontract shall contain the certifications required to be made by subcontractors pursuant to Article 50 of the Code. This Notice to Bidders includes a document incorporating all required subcontractor certifications and disclosures for use by the Contractor in compliance with this mandate. The document is entitled State Required Ethical Standards Governing Subcontractors.

RETURN WITH SUBCONTRACT

STATE ETHICAL STANDARDS GOVERNING SUBCONTRACTORS

Article 50 of the Code establishes the duty of all State CPOs, SPOs, and their designees to maximize the value of the expenditure of public moneys in procuring goods, services, and contracts for the State of Illinois and to act in a manner that maintains the integrity and public trust of State government. In discharging this duty, they are charged by law to use all available information, reasonable efforts, and reasonable actions to protect, safeguard, and maintain the procurement process of the State of Illinois.

The certifications hereinafter made by the subcontractor are each a material representation of fact upon which reliance is placed should the Department approve the subcontractor. The CPO may terminate or void the contract approval if it is later determined that the bidder or subcontractor rendered a false or erroneous certification. If a false certification is made by a subcontractor the contractor's submitted bid and the executed contract may not be declared void unless the contractor refuses to terminate the subcontract upon the State's request after a finding that the subcontractor's certification was false.

Section 50-2 of the Code provides that every person that has entered into a multi-year contract and every subcontractor with a multi-year subcontract shall certify, by July 1 of each fiscal year covered by the contract after the initial fiscal year, to the responsible CPO whether it continues to satisfy the requirements of Article 50 pertaining to the eligibility for a contract award. If a contractor or subcontractor is not able to truthfully certify that it continues to meet all requirements, it shall provide with its certification a detailed explanation of the circumstances leading to the change in certification status. A contractor or subcontractor that makes a false statement material to any given certification required under Article 50 is, in addition to any other penalties or consequences prescribed by law, subject to liability under the Whistleblower Reward and Protection Act for submission of a false claim.

A. Bribery

Section 50-5. Bribery.

(a) Prohibition. No person or business shall be awarded a contract or subcontract under this Code who:

(1) has been convicted under the laws of Illinois or any other state of bribery or attempting to bribe an officer or employee of the State of Illinois or any other state in that officer's or employee's official capacity; or

(2) has made an admission of guilt of that conduct that is a matter of record but has not been prosecuted for that conduct.

(b) Businesses. No business shall be barred from contracting with any unit of State or local government, or subcontracting under such a contract, as a result of a conviction under this Section of any employee or agent of the business if the employee or agent is no longer employed by the business and:

(1) the business has been finally adjudicated not guilty; or

(2) the business demonstrates to the governmental entity with which it seeks to contract, or which is signatory to the contract to which the subcontract relates, and that entity finds that the commission of the offense was not authorized, requested, commanded, or performed by a director, officer, or high managerial agent on behalf of the business as provided in paragraph (2) of subsection (a) of Section 5-4 of the Criminal Code of 2012.

(c) Conduct on behalf of business. For purposes of this Section, when an official, agent, or employee of a business committed the bribery or attempted bribery on behalf of the business and in accordance with the direction or authorization of a responsible official of the business, the business shall be chargeable with the conduct.

(d) Certification. Every bid submitted to and contract executed by the State, and every subcontract subject to Section 20-120 of the Code shall contain a certification by the contractor or the subcontractor, respectively, that the contractor or subcontractor is not barred from being awarded a contract or subcontract under this Section and acknowledges that the CPO may declare the related contract void if any certifications required by this Section are false. A contractor who makes a false statement, material to the certification, commits a Class 3 felony.

The contractor or subcontractor certifies that it is not barred from being awarded a contract under Section 50-5.

B. Felons

Section 50-10. Felons.

(a) Unless otherwise provided, no person or business convicted of a felony shall do business with the State of Illinois or any State agency, or enter into a subcontract, from the date of conviction until 5 years after the date of completion of the sentence for that felony, unless no person held responsible by a prosecutorial office for the facts upon which the conviction was based continues to have any involvement with the business.

(b) Certification. Every bid submitted to and contract executed by the State and every subcontract subject to Section 20-120 of the Code shall contain a certification by the bidder or contractor or subcontractor, respectively, that the bidder, contractor, or subcontractor is not barred from being awarded a contract or subcontract under this Section and acknowledges that the CPO may declare the related contract void if any of the certifications required by this Section are false.

RETURN WITH SUBCONTRACT

C. Debt Delinquency

Section 50-11 and 50-12. Debt Delinquency.

The contractor or bidder or subcontractor, respectively, certifies that it, or any affiliate, is not barred from being awarded a contract or subcontract under the Code. Section 50-11 prohibits a person from entering into a contract with a State agency, or entering into a subcontract, if it knows or should know that it, or any affiliate, is delinquent in the payment of any debt to the State as defined by the Debt Collection Board. Section 50-12 prohibits a person from entering into a contract with a State agency, or entering into a subcontract, if it, or any affiliate, has failed to collect and remit Illinois Use Tax on all sales of tangible personal property into the State of Illinois in accordance with the provisions of the Illinois Use Tax Act. The bidder or contractor or subcontractor, respectively, further acknowledges that the CPO may declare the related contract void if this certification is false or if the bidder, contractor, or subcontractor, or any affiliate, is determined to be delinquent in the payment of any debt to the State during the term of the contract.

D. Prohibited Bidders, Contractors and Subcontractors

Section 50-10.5 and 50-60(c). Prohibited bidders, contractors and subcontractors.

The bidder or contractor or subcontractor, respectively, certifies in accordance with 30 ILCS 500/50-10.5 that no officer, director, partner or other managerial agent of the contracting business has been convicted of a felony under the Sarbanes-Oxley Act of 2002 or a Class 3 or Class 2 felony under the Illinois Securities Law of 1953 or if in violation of Subsection (c) for a period of five years from the date of conviction. Every bid submitted to and contract executed by the State and every subcontract subject to Section 20-120 of the Code shall contain a certification by the bidder, contractor, or subcontractor, respectively, that the bidder, contractor, or subcontractor is not barred from being awarded a contract or subcontract under this Section and acknowledges that the CPO shall declare the related contract void if any of the certifications completed pursuant to this Section are false.

E. Section 42 of the Environmental Protection Act

The bidder or contractor or subcontractor, respectively, certifies in accordance with 30 ILCS 500/50-14 that the bidder, contractor, or subcontractor, is not barred from being awarded a contract or entering into a subcontract under this Section which prohibits the bidding on or entering into contracts with the State of Illinois or a State agency, or entering into any subcontract, that is subject to the Code by a person or business found by a court or the Pollution Control Board to have committed a willful or knowing violation of Section 42 of the Environmental Protection Act for a period of five years from the date of the order. The bidder or contractor or subcontractor, respectively, acknowledges that the CPO may declare the contract void if this certification is false.

The undersigned, on behalf of the subcontracting company, has read and understands the above certifications and makes the certifications as required by law.

_____ Name of Subcontracting Company		
_____ Authorized Officer	_____ Date	

RETURN WITH SUBCONTRACT
SUBCONTRACTOR DISCLOSURES

I. DISCLOSURES

A. The disclosures hereinafter made by the subcontractor are each a material representation of fact upon which reliance is placed. The subcontractor further certifies that the Department has received the disclosure forms for each subcontract.

The CPO may void the bid, contract, or subcontract, respectively, if it is later determined that the bidder or subcontractor rendered a false or erroneous disclosure. A contractor or subcontractor may be scuspended or debarred for violations of the Code. Furthermore, the CPO may void the contract.

B. Financial Interests and Conflicts of Interest

1. Section 50-35 of the Code provides that all subcontracts with a total value of \$50,000 or more, from subcontractors identified in Section 20-120 of the Code, shall be accompanied by disclosure of the financial interests of the subcontractor. This disclosed information for the subcontractor, will be maintained as public information subject to release by request pursuant to the Freedom of Information Act, filed with the Procurement Policy Board, and shall be incorporated as a material term of the Prime Contractor's contract. Furthermore, pursuant to this Section, the Procurement Policy Board may recommend to allow or void a contract or subcontract based on a potential conflict of interest.

The financial interests to be disclosed shall include ownership or distributive income share that is in excess of 5%, or an amount greater than 60% of the annual salary of the Governor, of the subcontracting entity or its parent entity, whichever is less, unless the subcontractor is a publicly traded entity subject to Federal 10K reporting, in which case it may submit its 10K disclosure in place of the prescribed disclosure. If a subcontractor is a privately held entity that is exempt from Federal 10K reporting, but has more than 100 shareholders, it may submit the information that Federal 10K companies are required to report, and list the names of any individual or entity holding any ownership share that is in excess of 5%. The disclosure shall include the names, addresses, and dollar or proportionate share of ownership of each individual making the disclosure, their instrument of ownership or beneficial relationship, and notice of any potential conflict of interest resulting from the current ownership or beneficial interest of each individual making the disclosure having any of the relationships identified in Section 50-35 and on the disclosure form.

The current annual salary of the Governor is \$177,412.00.

In addition, all disclosures shall indicate any other current or pending contracts, subcontracts, proposals, leases, or other ongoing procurement relationships the subcontracting entity has with any other unit of state government and shall clearly identify the unit and the contract, subcontract, proposal, lease, or other relationship.

2. Disclosure Forms. Disclosure Form A is attached for use concerning the individuals meeting the above ownership or distributive share requirements. A separate Disclosure Form A must be submitted with the bid for each individual meeting the above requirements. In addition, a second form (Disclosure Form B) provides for the disclosure of current or pending procurement relationships with other (non-IDOT) state agencies and a total ownership certification.

C. Disclosure Form Instructions

Form A Instructions for Financial Information & Potential Conflicts of Interest

If the subcontractor is a publicly traded entity subject to Federal 10K reporting, the 10K Report may be submitted to meet the requirements of Form A. If a subcontractor is a privately held entity that is exempt from Federal 10K reporting, but has more than 100 shareholders, it may submit the information that Federal 10K companies are required to report, and list the names of any individual or entity holding any ownership share that is in excess of 5%. If a subcontractor is not subject to Federal 10K reporting, the subcontractor must determine if any individuals are required by law to complete a financial disclosure form. To do this, the subcontractor should answer each of the following questions. A "YES" answer indicates Form A must be completed. If the answer to each of the following questions is "NO", then the NOT APPLICABLE STATEMENT on the second page of Form A must be signed and dated by an individual that is authorized to execute contracts for the subcontracting company. Note: These questions are for assistance only and are not required to be completed.

1. Does anyone in your organization have a direct or beneficial ownership share of greater than 5% of the bidding entity or parent entity? YES ___ NO ___
2. Does anyone in your organization have a direct or beneficial ownership share of less than 5%, but which has a value greater than 60% of the annual salary of the Governor? YES ___ NO ___
3. Does anyone in your organization receive more than 60% of the annual salary of the Governor of the subcontracting entity's or parent entity's distributive income? YES ___ NO ___

(Note: Distributive income is, for these purposes, any type of distribution of profits. An annual salary is not distributive income.)

4. Does anyone in your organization receive greater than 5% of the subcontracting entity's or parent entity's total distributive income, but which is less than 60% of the annual salary of the Governor? YES ___ NO ___

(Note: Only one set of forms needs to be completed per individual per subcontract even if a specific individual would require a yes answer to more than one question.)

A "YES" answer to any of these questions requires the completion of Form A. The subcontractor must determine each individual in the subcontracting entity or the subcontracting entity's parent company that would cause the questions to be answered "Yes". Each form must be signed and dated by an individual that is authorized to execute contracts for your organization. The individual signing can be, but does not have to be, the individual for which the form is being completed. The subcontractor is responsible for the accuracy of any information provided.

If the answer to each of the above questions is "NO", then the NOT APPLICABLE STATEMENT on page 2 of Form A must be signed and dated by an individual that is authorized to execute contracts for your company.

RETURN WITH SUBCONTRACT

Form B: Instructions for Identifying Other Contracts & Procurement Related Information

Disclosure Form B must be completed for each subcontract submitted by the subcontracting entity. *Note: Checking the NOT APPLICABLE STATEMENT on Form A does not allow the subcontractor to ignore Form B. Form B must be completed, checked, and dated or the subcontract will not be approved.*

The Subcontractor shall identify, by checking Yes or No on Form B, whether it has any pending contracts, subcontracts, leases, bids, proposals, or other ongoing procurement relationship with any other (non-IDOT) State of Illinois agency. If "No" is checked, the subcontractor only needs to complete the check box on the bottom of Form B. If "Yes" is checked, the subcontractor must list all non-IDOT State of Illinois agency pending contracts, subcontracts, leases, bids, proposals, and other ongoing procurement relationships. These items may be listed on Form B or on an attached sheet(s). Contracts with cities, counties, villages, etc. are not considered State of Illinois agency contracts and are not to be included. Contracts or subcontracts with other State of Illinois agencies such as the Department of Natural Resources or the Capital Development Board must be included.

**ILLINOIS DEPARTMENT
OF TRANSPORTATION**

**Form A
Subcontractor: Financial
Information & Potential Conflicts
of Interest Disclosure**

Subcontractor Name		
Legal Address		
City, State, Zip		
Telephone Number	Email Address	Fax Number (if available)

Disclosure of the information contained in this Form is required by Section 50-35 of the Code (30 ILCS 500). Subcontractors desiring to enter into a subcontract of a State of Illinois contract must disclose the financial information and potential conflict of interest information as specified in this Disclosure Form. This information shall become part of the publicly available contract file. This Form A must be completed for subcontracts with a total value of \$50,000 or more, from subcontractors identified in Section 20-120 of the Code, and for all open-ended contracts. **A publicly traded company may submit a 10K disclosure (or equivalent if applicable) in satisfaction of the requirements set forth in Form A. See Disclosure Form Instructions.**

The current annual salary of the Governor is \$177,412.00.

DISCLOSURE OF FINANCIAL INFORMATION

1. Disclosure of Financial Information. The individual named below has an interest in the SUBCONTRACTOR (or its parent) in terms of ownership or distributive income share in excess of 5%, or an interest which has a value of more than 60% of the annual salary of the Governor. **(Make copies of this form as necessary and attach a separate Disclosure Form A for each individual meeting these requirements)**

FOR INDIVIDUAL (type or print information)	
NAME:	_____
ADDRESS	_____
Type of ownership/distributable income share:	
stock _____ sole proprietorship _____ Partnership _____ other: (explain on separate sheet):	
% or \$ value of ownership/distributable income share:	_____

2. Disclosure of Potential Conflicts of Interest. Check "Yes" or "No" to indicate which, if any, of the following potential conflict of interest relationships apply. If the answer to any question is "Yes", please attach additional pages and describe.

(a) State employment, currently or in the previous 3 years, including contractual employment of services.

Yes ___ No ___

If your answer is yes, please answer each of the following questions.

1. Are you currently an officer or employee of either the Capitol Development Board or the Illinois State Toll Highway Authority? Yes ___ No ___

2. Are you currently appointed to or employed by any agency of the State of Illinois? If you are currently appointed to or employed by any agency of the State of Illinois, and your annual salary exceeds 60% of the annual salary of the Governor, provide the name the State agency for which you are employed and your annual salary. _____

RETURN WITH SUBCONTRACT

3. If you are currently appointed to or employed by any agency of the State of Illinois, and your annual salary exceeds 60% of the annual salary of the Governor, are you entitled to receive (i) more than 7 1/2% of the total distributable income of your firm, partnership, association or corporation, or (ii) an amount in excess of 100% of the annual salary of the Governor?
Yes ___ No ___

4. If you are currently appointed to or employed by any agency of the State of Illinois, and your annual salary exceeds 60% of the annual salary of the Governor, are you and your spouse or minor children entitled to receive (i) more than 15 % in the aggregate of the total distributable income of your firm, partnership, association or corporation, or (ii) an amount in excess of two times the salary of the Governor?
Yes ___ No ___

(b) State employment of spouse, father, mother, son, or daughter, including contractual employment services in the previous 2 years.

Yes ___ No ___

If your answer is yes, please answer each of the following questions.

1. Is your spouse or any minor children currently an officer or employee of the Capitol Development Board or the Illinois State Toll Highway Authority?
Yes ___ No ___

2. Is your spouse or any minor children currently appointed to or employed by any agency of the State of Illinois? If your spouse or minor children is/are currently appointed to or employed by any agency of the State of Illinois, and his/her annual salary exceeds 60% of the annual salary of the Governor, provide the name of your spouse and/or minor children, the name of the State agency for which he/she is employed and his/her annual salary. _____

3. If your spouse or any minor children is/are currently appointed to or employed by any agency of the State of Illinois, and his/her annual salary exceeds 60% of the annual salary of the Governor, are you entitled to receive (i) more than 7 1/2% of the total distributable income of your firm, partnership, association or corporation, or (ii) an amount in excess of 100% of the annual salary of the Governor?
Yes ___ No ___

4. If your spouse or any minor children are currently appointed to or employed by any agency of the State of Illinois, and his/her annual salary exceeds 60% of the annual salary of the Governor, are you and your spouse or minor children entitled to receive (i) more than 15 % in the aggregate of the total distributable income of your firm, partnership, association or corporation, or (ii) an amount in excess of two times the salary of the Governor?
Yes ___ No ___

(c) Elective status; the holding of elective office of the State of Illinois, the government of the United States, any unit of local government authorized by the Constitution of the State of Illinois or the statutes of the State of Illinois currently or in the previous 3 years.
Yes ___ No ___

(d) Relationship to anyone holding elective office currently or in the previous 2 years; spouse, father, mother, son, or daughter.
Yes ___ No ___

(e) Appointive office; the holding of any appointive government office of the State of Illinois, the United States of America, or any unit of local government authorized by the Constitution of the State of Illinois or the statutes of the State of Illinois, which office entitles the holder to compensation in excess of the expenses incurred in the discharge of that office currently or in the previous 3 years.
Yes ___ No ___

(f) Relationship to anyone holding appointive office currently or in the previous 2 years; spouse, father, mother, son, or daughter.
Yes ___ No ___

(g) Employment, currently or in the previous 3 years, as or by any registered lobbyist of the State government.
Yes ___ No ___

RETURN WITH SUBCONTRACT

(h) Relationship to anyone who is or was a registered lobbyist in the previous 2 years; spouse, father, mother, son, or daughter. Yes ___ No ___

(i) Compensated employment, currently or in the previous 3 years, by any registered election or reelection committee registered with the Secretary of State or any county clerk of the State of Illinois, or any political action committee registered with either the Secretary of State or the Federal Board of Elections. Yes ___ No ___

(j) Relationship to anyone; spouse, father, mother, son, or daughter; who was a compensated employee in the last 2 years by any registered election or re-election committee registered with the Secretary of State or any county clerk of the State of Illinois, or any political action committee registered with either the Secretary of State or the Federal Board of Elections. Yes ___ No ___

3 Communication Disclosure.

Disclose the name and address of each lobbyist and other agent of the bidder or offeror who is not identified in Section 2 of this form, who is has communicated, is communicating, or may communicate with any State officer or employee concerning the bid or offer. This disclosure is a continuing obligation and must be promptly supplemented for accuracy throughout the process and throughout the term of the contract. If no person is identified, enter "None" on the line below:

Name and address of person(s): _____

RETURN WITH SUBCONTRACT

4. Suspension or Debarment Disclosure. For each of the persons identified under Sections 2 and 3 of this form, disclose whether any of the following has occurred within the previous 10 years: suspension or debarment from contracting with any governmental entity; professional licensure discipline; bankruptcies; adverse civil judgments and administrative findings; and criminal felony convictions. This disclosure is a continuing obligation and must be promptly supplemented for accuracy throughout the procurement process and term of the contract. If no person is identified, enter "None" on the line below:

Name of person(s): _____

Nature of disclosure: _____

APPLICABLE STATEMENT

This Disclosure Form A is submitted on behalf of the INDIVIDUAL named on previous page. Under penalty of perjury, I certify the contents of this disclosure to be true and accurate to the best of my knowledge.

Completed by: _____ Date _____
Signature of Individual or Authorized Officer

NOT APPLICABLE STATEMENT

Under penalty of perjury, I have determined that no individuals associated with this organization meet the criteria that would require the completion of this Form A.

This Disclosure Form A is submitted on behalf of the SUBCONTRACTOR listed on the previous page.

_____ Date _____
Signature of Authorized Officer

RETURN WITH SUBCONTRACT

ILLINOIS DEPARTMENT OF TRANSPORTATION

Form B
Subcontractor: Other Contracts & Financial Related Information Disclosure

Form with fields: Subcontractor Name, Legal Address, City, State, Zip, Telephone Number, Email Address, Fax Number (if available)

Disclosure of the information contained in this Form is required by Section 50-35 of the Code (30 ILCS 500). This information shall become part of the publicly available contract file. This Form B must be completed for subcontracts with a total value of \$50,000 or more, from subcontractors identified in Section 20-120 of the Code, and for all open-ended contracts.

DISCLOSURE OF OTHER CONTRACTS, SUBCONTRACTS, AND PROCUREMENT RELATED INFORMATION

1. Identifying Other Contracts & Procurement Related Information. The SUBCONTRACTOR shall identify whether it has any pending contracts, subcontracts, including leases, bids, proposals, or other ongoing procurement relationship with any other State of Illinois agency: Yes ___ No ___

If "No" is checked, the subcontractor only needs to complete the signature box on this page.

2. If "Yes" is checked. Identify each such relationship by showing State of Illinois agency name and other descriptive information such as bid or project number (attach additional pages as necessary). SEE DISCLOSURE FORM INSTRUCTIONS:

THE FOLLOWING STATEMENT MUST BE CHECKED

Signature box with fields for Signature of Authorized Officer and Date

OWNERSHIP CERTIFICATION

Please certify that the following statement is true if the individuals for all submitted Form A disclosures do not total 100% of ownership

Any remaining ownership interest is held by individuals receiving less than \$106,447.20 of the bidding entity's or parent entity's distributive income or holding less than a 5% ownership interest.

Yes No N/A (Form A disclosure(s) established 100% ownership)



NOTICE TO BIDDERS

- 1. TIME AND PLACE OF OPENING BIDS.** Sealed proposals for the improvement described herein will be received by the Department of Transportation. Electronic bids are to be submitted to the electronic bidding system (iCX-Integrated Contractors Exchange). Paper-based bids are to be submitted to the Chief Procurement Officer for the Department of Transportation in care of the Chief Contracts Official at the Harry R. Hanley Building, 2300 South Dirksen Parkway, in Springfield, Illinois until 10:00 a.m. June 16, 2017. All bids will be gathered, sorted, publicly opened and read in the auditorium at the Department of Transportation's Harry R. Hanley Building shortly after 10:00 a.m.
- 2. DESCRIPTION OF WORK.** The proposed improvement is identified and advertised for bids in the Invitation for Bids as:

**Contract No. 66F23
LIVINGSTON County
Section (53-4)R&I
Project NHPP-0055(460)
Route FAI 55
District 3 Construction Funds**

Milling existing HMA, rubblize concrete, overly w/new HMA, underdrain, culvert work, embankment; just North of IL 23 interchange to 4.7 miles north of the interchange.

- 3. INSTRUCTIONS TO BIDDERS.** (a) This Notice, the invitation for bids, proposal and letter of award shall, together with all other documents in accordance with Article 101.09 of the Standard Specifications for Road and Bridge Construction, become part of the contract. Bidders are cautioned to read and examine carefully all documents, to make all required inspections, and to inquire or seek explanation of the same prior to submission of a bid.

(b) State law, and, if the work is to be paid wholly or in part with Federal-aid funds, Federal law requires the bidder to make various certifications as a part of the proposal and contract. By execution and submission of the proposal, the bidder makes the certification contained therein. A false or fraudulent certification shall, in addition to all other remedies provided by law, be a breach of contract and may result in termination of the contract.
- 4. AWARD CRITERIA AND REJECTION OF BIDS.** This contract will be awarded to the lowest responsive and responsible bidder considering conformity with the terms and conditions established by the Department in the rules, Invitation for Bids and contract documents. The issuance of plans and proposal forms for bidding based upon a prequalification rating shall not be the sole determinant of responsibility. The Department reserves the right to determine responsibility at the time of award, to reject any or all proposals, to readvertise the proposed improvement, and to waive technicalities.

By Order of the
Illinois Department of Transportation

Randall S. Blankenhorn,
Secretary

INDEX
FOR
SUPPLEMENTAL SPECIFICATIONS
AND RECURRING SPECIAL PROVISIONS

Adopted January 1, 2017

This index contains a listing of SUPPLEMENTAL SPECIFICATIONS and frequently used RECURRING SPECIAL PROVISIONS.

ERRATA Standard Specifications for Road and Bridge Construction (Adopted 4-1-16) (Revised 1-1-17)

SUPPLEMENTAL SPECIFICATIONS

<u>Std. Spec. Sec.</u>		<u>Page No.</u>
106	Control of Materials	1
403	Bituminous Surface Treatment (Class A-1, A-2, A-3)	2
420	Portland Cement Concrete Pavement	3
502	Excavation for Structures	5
503	Concrete Structures	7
504	Precast Concrete Structures	10
542	Pipe Culverts	11
586	Sand Backfill for Vaulted Abutments	12
670	Engineer's Field Office and Laboratory	14
704	Temporary Concrete Barrier	15
888	Pedestrian Push-Button	17
1003	Fine Aggregates	18
1004	Coarse Aggregates	19
1006	Metals	21
1020	Portland Cement Concrete	22
1103	Portland Cement Concrete Equipment	24

RECURRING SPECIAL PROVISIONS

The following RECURRING SPECIAL PROVISIONS indicated by an "X" are applicable to this contract and are included by reference:

<u>CHECK SHEET #</u>		<u>PAGE NO.</u>
1	X Additional State Requirements for Federal-Aid Construction Contracts	26
2	X Subletting of Contracts (Federal-Aid Contracts)	29
3	X EEO	30
4	Specific EEO Responsibilities Non Federal-Aid Contracts	40
5	Required Provisions - State Contracts	45
6	Asbestos Bearing Pad Removal	51
7	Asbestos Waterproofing Membrane and Asbestos HMA Surface Removal	52
8	Temporary Stream Crossings and In-Stream Work Pads	53
9	X Construction Layout Stakes Except for Bridges	54
10	Construction Layout Stakes	57
11	Use of Geotextile Fabric for Railroad Crossing	60
12	Subsealing of Concrete Pavements	62
13	Hot-Mix Asphalt Surface Correction	66
14	Pavement and Shoulder Resurfacing	68
15	Patching with Hot-Mix Asphalt Overlay Removal	69
16	Polymer Concrete	70
17	PVC Pipeliner	72
18	Bicycle Racks	73
19	Temporary Portable Bridge Traffic Signals	75
20	X Work Zone Public Information Signs	77
21	X Nighttime Inspection of Roadway Lighting	78
22	English Substitution of Metric Bolts	79
23	X Calcium Chloride Accelerator for Portland Cement Concrete	80
24	Quality Control of Concrete Mixtures at the Plant	81
25	X Quality Control/Quality Assurance of Concrete Mixtures	89
26	Digital Terrain Modeling for Earthwork Calculations	105
27	Reserved	107
28	Preventive Maintenance – Bituminous Surface Treatment (A-1)	108
29	Preventive Maintenance – Cape Seal	114
30	Preventive Maintenance – Micro-Surfacing	129
31	Preventive Maintenance – Slurry Seal	140
32	Temporary Raised Pavement Markers	149
33	Restoring Bridge Approach Pavements Using High-Density Foam	150
34	Portland Cement Concrete Inlay or Overlay	153

TABLE OF CONTENTS

LOCATION OF PROJECT	1
DESCRIPTION OF PROJECT	1
GRANULAR MATERIALS	1
STATUS OF UTILITIES TO BE ADJUSTED:	2
COOPERATION BY CONTRACTOR	3
INSPECTION FOR BATS	3
EMBANKMENT	4
MULCH METHOD 2	5
PAVEMENT PATCHING	5
CROSSING STRUCTURES WITH MATERIAL TRANSFER DEVICE	7
AGGREGATE SHOULDERS TYPE B	8
BRIDGE DECK LATEX OR MICROSILICA CONCRETE OVERLAY, CUT OFF DATE	8
TRAFFIC CONTROL PLAN	8
VEHICLE PARKING	9
EQUIPMENT ILLUMINATION	9
KEEPING ROADS OPEN TO TRAFFIC	10
CHANGEABLE MESSAGE SIGN	11
TRAFFIC CONTROL SURVEILLANCE	11
PLASTIC DRUMS	11
DIRECTION INDICATOR BARRICADES	11
TRAFFIC CONTROL AND PROTECTION, STANDARDS 701400 (SPECIAL) AND 701401 (SPECIAL)	12
PORTABLE, VEHICLE MOUNTED, CHANGEABLE MESSAGE SIGN	12
TEMPORARY INFORMATION SIGNING	13
TRAFFIC CONTROL AND PROTECTION, SPECIAL	14
RUBBLIZING PCC PAVEMENT	14
SEQUENCE OF OPERATIONS AND COMPLETION DATES	18
COMPLETION DATE PLUS WORKING DAYS	20
GROWTH CURVE	20
STRINGLESS CONSTRUCTION OPTION	21
ALTERNATE ROUTE SIGNING	22
IMPACT ATTENUATORS, NON-REDIRECTIVE, TEST LEVEL 3, SPECIAL	22
SLOTTED DRAIN	23
TEMPORARY LIGHTING SYSTEM	24
TEMPORARY FENCE	25
SLOPE REPAIR (SPECIAL)	26

MATERIAL TRANSFER DEVICE (BDE)	27
HOT-MIX ASPHALT SURFACE REMOVAL (VARIABLE DEPTH)	28
INLET BOX (SPECIAL).....	28
REMOVE CONCRETE END SECTION.....	28
GRADING AND SHAPING EXISTING DITCHES, SPECIAL	29
REINFORCED CONCRETE APPROACH SLAB SPAN.....	29
PARTIAL DEPTH PATCHING (SPECIAL).....	29
TREE REMOVAL	30
BOX CULVERT TO BE CLEANED	30
NO PARKING IN PRAIRIE AREA.....	30
EMERGENCY SERVICES NOTIFICATION	31
POLYMER MODIFIED PORTLAND CEMENT MORTAR	32
DECK SLAB REPAIR.....	35
BRIDGE DECK LATEX CONCRETE OVERLAY.....	41
STRUCTURAL REPAIR OF CONCRETE	52
BRIDGE DECK CONSTRUCTION	63
BUTT JOINTS (BDE)	64
COMPENSABLE DELAY COSTS (BDE).....	65
DISADVANTAGED BUSINESS ENTERPRISE PARTICIPATION (BDE)	69
GROOVING FOR RECESSED PAVEMENT MARKINGS (BDE).....	82
HOT MIX ASPHALT - PAY FOR PERFORMANCE USING PERCENT WITHIN LIMITS -JOBSITE SAMPLING (BDE).....	85
HOT-MIX ASPHALT – TACK COAT (BDE).....	91
PORTABLE CHANGEABLE MESSAGE SIGNS (BDE)	92
PROGRESS PAYMENTS (BDE)	92
RECLAIMED ASPHALT PAVEMENT AND RECLAIMED ASPHALT SHINGLES (BDE)	93
SPEED DISPLAY TRAILER (BDE).....	103
SURFACE TESTING OF HOT-MIX ASPHALT OVERLAYS (BDE)	104
TEMPORARY PAVEMENT MARKING (BDE).....	105
TRAINING SPECIAL PROVISIONS (BDE)	108
IDOT TRAINING PROGRAM GRADUATE ON-THE-JOB TRAINING SPECIAL PROVISION.....	110
TUBULAR MARKERS (BDE).....	113
WARM MIX ASPHALT (BDE)	114
WEEKLY DBE TRUCKING REPORTS (BDE).....	116
BITUMINOUS MATERIALS COST ADJUSTMENTS (BDE) (RETURN FORM WITH BID).....	116
FUEL COST ADJUSTMENT (BDE) (RETURN FORM WITH BID)	119
SWPPP	123

STATE OF ILLINOIS

SPECIAL PROVISIONS

The following Special Provisions supplement the "Standard Specifications for Road and Bridge Construction," adopted April 1, 2016, the latest edition of the "Manual on Uniform Traffic Control Devices for Streets and Highways," and the "Manual of Test Procedures for Materials" in effect on the date of invitation for bids, and the Supplemental Specifications and Recurring Special Provisions indicated on the Check Sheet included herein which apply to and govern the construction of FAI Route 55 (I-55), Project NHPP-0055(460), Section (53-4)R&I, Livingston County, Contract No. 66F23 and in case of conflict with any part or parts of said Specifications, the said Special Provisions shall take precedence and shall govern.

LOCATION OF PROJECT

This project begins just north of the IL 23 interchange on I-55 . It ends approximately 4.7 miles north of the interchange.

DESCRIPTION OF PROJECT

This project consists of milling the existing HMA overlays and rubblizing the existing concrete pavement. This will then be overlaid with four lifts of HMA pavement. There will be new 11" CRC pavement placed near SN 053-0135 on the I-55 mainline. Underdrains, culvert work, embankment and other incidental work shall also be performed on the I-55 mainline. SN 053-0135 will have a new latex overlay placed on it as well as some other minor work.

GRANULAR MATERIALS

Effective: November 26, 2013;

Revised January 1, 2016

For trench backfill and bedding for pipe culverts and storm sewers, gradations CA 7 or CA 11 may be used, however, the granular material shall be encased in filter fabric. The filter fabric shall be installed according to Article 282 of the Standard Specifications, except that the work will not be measured for payment, but will be included in the cost of the pipe culverts or storm sewers. Lifts for gradations CA 7 or CA 11 may exceed 8 inches (200 mm) in depth provided the material is seated to the satisfaction of the Engineer.

STATUS OF UTILITIES TO BE ADJUSTED:

Effective January 1, 2007;

Revised January 24, 2011

<u>Name & Address of Utility</u>	<u>Type</u>	<u>Location</u>	<u>Estimated Date Relocation Complete</u>
Frontier Communications 109 E. Market St, 2 nd FL North Bloomington, IL 61701 Contact: Darlene Cato (309) 557-1376	Buried Telephone Copper Cable and Fiber Optic.	Crosses underneath I-55 near the north end of the project. Approximately 9' deep.	No conflicts. Permit not required.
ComEd, An Exelon Company One Lincoln Centre, Suite 600 Oakbrook Terrace, IL 60181 Contact: Tony Cox (815) 724-5010	Under ground electric which crosses under I-55.	Crosses underneath I-55 near station 435+00. Depth is approximately 30" under the ditches.	No conflicts but special treatment will be necessary when breaking up the pavement above their cables. Permit not required
CMS / Illinois Century Network Illinois Dept. of Central Management 120 W. Jefferson St. Springfield, IL 62702 Frank Walters (217) 558-1102	Fiber optic cable.	Along the right-of-way fence (right side of the northbound lanes.)	No conflicts are anticipated. Permit not required.
IDOT overhead lighting near the IL 23 interchange Dan Devine Senior Traffic Signal Engineer (815) 434-8505 Warren Norris (815) 434-8506	Electric cable.	Near the north side of the IL 23 interchange. Median light is near the south end of the project.	No conflicts are anticipated.

The above represents the best information of the Department and is only included for the convenience of the bidder. The applicable provisions of Section 102 and Articles 105.07, 107.20, 107.37, 107.38, 107.39, 107.40, and 108.02 of the Standard Specifications for Road and Bridge Construction shall apply.

The estimated utility relocation dates should be part of the progress schedule submitted by the Contractor.

** Above utility relocation information reflected as of March 27, 2017. No Utility relocations are anticipated for this project. The Contractor should call for JULIE locates or call the above people to get the utilities located.

COOPERATION BY CONTRACTOR

Effective February 7, 2013

Replace the 3rd paragraph of Article 105.06 with the following:

At the preconstruction meeting, the Contractor shall identify one superintendent, who will act as his agent for the entire duration of the project. This shall be a competent, English-speaking person, who will be at the project site at all times when the Contractor or Subcontractor is present. He or she must be capable of reading and thoroughly understanding the plans and specifications and be thoroughly experienced in the type of work being performed. The superintendent, who shall receive instructions from the Engineer or authorized representatives, shall have full authority to execute orders or directions of the Engineer without delay, and to promptly supply such materials, equipment, tools, labor and incidentals as may be required.

INSPECTION FOR BATS

Effective: March 29, 2016

Description. This work shall consist of conducting an inspection for signs of bats in culverts with a height of four feet or more, bridges, structures and buildings. Inspections shall be conducted in accordance with the Bridge Inspection Form in the Federal Highway Administration and Federal Railroad Administration Range-Wide Biological Assessment for Transportation Projects for Indiana Bat and Northern Long-Eared Bat and available at: <http://www.fws.gov/midwest/angered/section7/fhwa/index.html>

Construction Requirements. The work shall be completed in accordance with section 107.23 of the Standard Specifications and the following:

If work which could disturb bats is scheduled to begin April 1 through September 30, the Contractor shall inspect the culvert/bridge/structure/building for signs of bats prior to initiation. The inspection shall be completed no more than seven business days prior to initiation of work at each culvert/bridge/structure/building location. The Contractor shall submit the completed form to the Resident Engineer no later than 2 business days before work is initiated at each culvert/bridge/structure/building location.

In order to reduce potential project schedule delays, the contractor shall conduct an additional initial inspection on a date determined during the pre-construction meeting by the Engineer.

Work shall not begin on any culvert/bridge/structure/building suspected of providing habitat for any species of bat until such time that IDOT has obtained clearance from the US Fish and Wildlife Service, if required. Additional studies may be undertaken by IDOT to determine what species may be utilizing each structure identified as supporting bats prior to allowing any construction to proceed. Estimates of numbers of bats observed should be placed in the Notes column.

Methods. Those individuals conducting inspections shall follow the Bridge Inspection Guidance and complete the Bridge/Structure Inspection Form in the Federal Highway Administration and Federal Railroad Administration Range-Wide Biological Assessment for Transportation Projects for Indiana Bat and Northern Long-Eared Bat (April 17, 2015). The Bridge Inspection Guidance and the Bridge Inspection Form are available at:

<http://www.fws.gov/midwest/angered/section7/fhwa/index.html>

If portions of a culvert/bridge/structure/building are unsafe to inspect or are inaccessible, inspectors should avoid that section and base their determination on the portion that is safe to survey. If possible, a partial inspection should be combined with night observation. If the entire culvert/bridge/structure/building (or a significant portion) is unsafe, night observation should be used to determine if bats are using the location.

Basis of Payment. No additional compensation will be given for compliance with this inspection requirement. The costs associated with performing the inspection shall be considered as included in the contract unit prices bid for the various culvert/bridge/structure/building items of work.

Basis of payment shall be in accordance with Article 109.04 if additional studies are necessary. Additional studies may be necessary where a culvert/bridge/structure/building is suspected of providing habitat for any species of bat. Additional studies may require the service of a trained mammologist and use of special equipment, such as a snooperscope.

EMBANKMENT

Effective July 1, 1990;

Revised January 1, 2007

This work shall be performed in accordance with Section 205 of the Standard Specifications except that the embankment material shall not be placed and compacted at moisture contents in excess of 110 percent of optimum moisture unless authorized, in writing, by the Engineer.

Topsoil material shall not be placed in the embankment within 12 in. (300 mm) of high type base and surface courses.

MULCH METHOD 2

Effective August 1, 1994;

Revised January 1, 2007

Article 251.03 Method 2 Procedure 1 of the Standard Specifications shall be required for this improvement.

PAVEMENT PATCHING

Effective April 11, 2016

Description. This work shall consist of the removal of the existing pavement, the necessary excavation and the replacement with the class and type of patch specified at designated locations.

This work shall be according to Section 442 of the Standard Specifications for Class A and Class B patching and as modified herein.

Materials. Materials shall be according to Article 442.02 of the Standard Specifications and as modified below.

Revise the first paragraph of Article 1020.05(d)(2)b(2) to read:

- (2) Class C Fly Ash. For cement aggregate mixture II, Class PV, RR, BS, PC, PS, DS, SC, and SI concrete, Class C fly ash shall be a minimum of 25.0 percent by weight (mass) of the cement and finely divided minerals summed together. For PP-1 and PP-2 concrete, Class C fly ash shall be a minimum of 15.0 percent by weight (mass) of the cement and finely divided minerals summed together.

Revise the first paragraph of Article 1020.05(d)(2)b(3) to read:

- (3) When GGBF slag is used in Class PV, RR, BS, PC, PS, DS, SC, and SI concrete, ground granulated blast-furnace slag shall be a minimum of 25.0 percent by weight (mass) of the cement and finely divided minerals summed together. For PP-1 and PP-2 concrete, Ground Granulated Blast-Furnace Slag shall be a minimum of 15.0 percent by weight (mass) of the cement and finely divided minerals summed together.

CONSTRUCTION REQUIREMENTS

Pavement Removal. Pavement removal shall be according to Article 442.05 of the Standard Specifications and as modified herein.

Revise Article 442.05(a) to read:

- (a) Class A Patches. Two transverse full depth saw cuts shall be made perpendicular to the centerline at each end of the patch, except that the saw cuts may be skewed slightly if necessary to maintain a minimum distance of 18 inches from the end of the patch to the nearest transverse crack in the pavement to remain in place. When approved by the Engineer, this minimum distance may be reduced to 6 inches in areas of close crack spacing where the pavement otherwise appears to be sound. The longitudinal edges of the patch shall be formed by full-depth saw cuts. Saw cut extensions into pavement which is to remain in place will not be permitted. All saw cuts shall be made with an approved concrete saw. After the transverse saw cuts have been made, intermediate cuts as shown on plan details may be made to make pressure relief cuts or to reduce the pavement length to a size that accommodates removal and hauling operations. The saw cutting operations shall be controlled to limit subbase penetration to a maximum of 1/2 inch.

The shoulder between the full-depth saw cut and the pavement edge shall be removed using a hand held hammer and hand tools prior to pavement removal. If available, the Contractor may use an approved wheel saw to make the shoulder cut and removal.

When the patch is adjacent to a portland cement concrete shoulder, a saw cut shall be made at the shoulder-pavement joint sufficiently deep to sever the tie bars. A second full-depth saw cut shall be made in the pavement a minimum of 4 inches from the edge of the shoulder. The pavement between the full-depth saw cut and the shoulder edge shall be removed using a hand held hammer and hand tools prior to removal of the remaining pavement.

The pavement between the saw cuts shall be removed by lifting. Sufficient care shall be taken to minimize subbase disturbance and prevent spalling of the pavement that is to remain in place. Any subbase or stabilized subbase material disturbed during pavement removal operations or determined unsuitable by the Engineer shall be removed and replaced with patch material.

If the Engineer determines that the concrete has deteriorated to the extent that it is not practical to lift, the pavement may be broken into small pieces and removed. The breaking equipment shall not transfer impact energy greater than 3,000 foot/pound per blow to the pavement surface.

Should the Contractor's operations cause a spall having a width or depth greater than 1 inch in the pavement to remain in place or cause excessive shattering or underbreaking of the existing slab to remain in place, a new saw cut shall be made extending the patch to remove the spall or underbreaking. After pavement removal, the pavement structure will be inspected by the Engineer to determine if it is sufficiently sound. If determined unsound, the Contractor shall extend the patch as directed by the Engineer.

Revise Article 442.06(a) to read:

(a) Reinforcement, Dowel Bars, and Joints. Reinforcement, dowel bars, and joints shall be according to the following.

(1) Class A Patching. The reinforcement shall be constructed according to Articles 508.03 through 508.09.

Patch reinforcement (longitudinal) shall be tied to No. 6 epoxy coated tie bars, 33 inch long drilled and grouted into existing pavement at 12 inch centers.

Patches more than 20 feet in length shall be tied to the adjacent pavement, portland cement concrete shoulders, and curb and gutter with No. 6 transverse epoxy coated tie bars, 24 inches long, embedded 8 inch at 24 inch centers according to Article 420.05(b).

The Contractor shall tie the steel together, using at least two secure ties for each lap splice according to Article 508.08(a)(1).

Reinforcement steel shall be placed and supported on chairs according to Article 508.06, and the placement tolerance for individual reinforcement bars shall be ± 1 inch horizontally and vertically.

Under Article 442.06(a)(2), delete the sixth paragraph and the last paragraph. Tie bars and welded wire reinforcement will not be required in patches.

Revise the first paragraph of Article 442.06(d) to read:

(d) Concrete Placement. The patch material shall match the elevation of the existing concrete pavement or hot-mix asphalt surface. Concrete shall be placed according to Article 420.07 of the Standard Specifications except a mechanical spreader will not be required. Placement shall be governed by the limitations set forth in Article 1020.14.

CROSSING STRUCTURES WITH MATERIAL TRANSFER DEVICE

Effective May 23, 2001

The Bureau of Bridges and Structures has analyzed the existing structures within the specified construction zone. Based on this analysis, an emptied Material Transfer Device will be allowed to cross the following bridges:

SN 053-2017

The Material Transfer Device shall be empty and the crossing shall be as described in the special provision "Material Transfer Device (BDE)."

AGGREGATE SHOULDERS TYPE B

Effective July 1, 1990;

Revised January 1, 2007

The aggregate shoulder shall be constructed according to Section 481 of the Standard Specifications. The shoulder shall be constructed in two lifts. The first lift shall be placed and compacted flush with the top of the adjacent HMA shoulder or leveling binder. Placement of the HMA surface course will not be allowed until the first lift of aggregate shoulder is constructed.

BRIDGE DECK LATEX OR MICROSILICA CONCRETE OVERLAY, CUT OFF DATE

Effective January 12, 2010

Placement of concrete for latex or microsilica overlays shall be between April 1 and October 31 unless approved, in writing, by the Engineer.

TRAFFIC CONTROL PLAN

Revised November 14, 2016

Traffic control shall be in accordance with the applicable sections of the Standard Specifications for Road and Bridge Construction, the applicable guidelines contained in the Illinois Manual on Uniform Traffic Control Devices for Streets and Highways, these special provisions, and any special details and Highway Standards herein and in the plans.

Special attention is called to the following sections of the Standard Specifications, the Highway Standards, and the special provisions relating to traffic control:

Standard Specifications:

- Section 701 - Work Zone Traffic Control and Protection
- Section 703 - Work Zone Pavement Marking
- Section 704 - Temporary Concrete Barrier
- Section 706 - Impact Attenuators, Temporary
- Section 780 - Pavement Striping
- Section 781 - Raised Reflective Pavement Markers
- Section 783 - Pavement Marking and Marker Removal
- Section 1106 - Work Zone Traffic Control Devices

Highway Standards:

701001	701006	701011	701101	701106	701201
701400	701401	701402	701406	701411	701426
701428	701901	704001	BLR 21		

In addition, the following also relate to traffic control for this project:

ERRATA – Standard Specifications for Road and Bridge Construction
(Adopted 4-1-16) (Revised 1-1-17)

SUPPLEMENTAL SPECIFICATIONS
Temporary Concrete Barrier

RECURRING SPECIAL PROVISIONS
Night Time Inspection of Roadway Lighting
Work Zone Public Information Signs

SPECIAL PROVISIONS
Alternate Route Signing
Changeable Message Sign
Direction Indicator Barricades
Equipment Illumination
Keeping Roads Open to Traffic
Pavement Marking Removal (BDE)
Plastic Drums
Portable Changeable Message Signs (BDE)
Portable Vehicle Mounted Changeable Message Sign
Road Closure Requirements and Completion Date
Speed Display Trailer (BDE)
Temporary Information Signing
Traffic Control and Protection, Standards 701400 (Special) and 701401 (Special)
Traffic Control Surveillance
Vehicle Parking

VEHICLE PARKING

Revised January 1, 2007

Parking of personal vehicles within the interstate right of way will be strictly prohibited. Parking of construction equipment within the right of way will be permitted only at locations approved by the Engineer and never within median area or overnight on any roadway area.

EQUIPMENT ILLUMINATION

Revised January 26, 1998;

Revised January 1, 2016

The Contractor shall equip all vehicles entering and exiting the work area with flashing amber lights, installed so the illumination is visible from all directions.

KEEPING ROADS OPEN TO TRAFFIC

Revised March 28, 2017

All lanes shall be open to traffic during the legal holiday periods according to Article 107.09 of the Standard Specifications and during weekends defined as 3:00 p.m. Friday to 12:00 midnight Sunday for pre-stage I construction with the following exception:

Two (2) lane closures, per direction, will be allowed on all calendar days **between** September 5, 2017 to November 22, 2017 for the purpose of constructing the median crossovers. All other lane closures, including the closure of the passing lane between the crossovers, shall adhere to the weekend/holiday restrictions described herein. During construction of the new crossover pavements, the depth of excavation is expected to exceed 23". The Contractor shall schedule work activities to avoid exposure to this hazard within 8' of the open traffic lanes such that they do not exceed 30 consecutive calendar days. At the end of the 30 day closure, the weekend/holiday restrictions shall apply at which time the Contractor should have mitigated the hazard within 8' of the edge of the traveled way. The 30 consecutive day closure shall begin on the same date at all median crossover locations that present a hazard. The Contractor shall be liable for liquidated damages in accordance with Article 108.09 of the Standard Specifications for any time periods that he/she fails to meet this construction parameter. At the end of the 30 days, the Contractor has the option to install a 1:3 aggregate wedge at the edge of the traveled way when the lane is open to traffic without penalty.

Lane closure restrictions described herein will not be applicable for Stage I and Stage II construction; however, after Stage II construction, lane closures will be subject to the lane closure restrictions described in the first paragraph.

This work will not be paid for separately, but shall be included in the cost of the applicable traffic control items.

CHANGEABLE MESSAGE SIGN

Effective December 1, 1999;

Revised August 7, 2008

In addition to any changeable message signs shown in the traffic control standards, the Contractor shall furnish four Changeable Message Signs for this project. The signs shall be operational two weeks prior to any lane closure and shall be located as directed by the Engineer. Any relocation of the signs directed by the Engineer during construction will not be paid for separately, but shall be included in the cost of the Changeable Message Sign.

TRAFFIC CONTROL SURVEILLANCE

Effective: January 1, 2016

Revise the first sentence of Article 701.10 of the Standard Specifications to read:

701.10 Surveillance. When open holes, broken pavement, trenches over 3 in. (75 mm) deep and 4 in. (100 mm) wide, or other hazards are present within 8 ft (2.4 m) of the edge of an open lane; when opposing directions of traffic are separated by barrier wall; or on a closed road from the time a structure is removed until the time the structure has been replaced, the Contractor shall furnish traffic control surveillance during all hours when the Contractor is not engaged in construction operations

PLASTIC DRUMS

Effective August 15, 2005;

Revised January 1, 2008

Plastic drums according to Standard 701901 with steady burning lights shall be used in lieu of cones, Type I and Type II barricades, and vertical barricades throughout lane closures.

DIRECTION INDICATOR BARRICADES

Effective: March 29, 2016

In areas with two-way, undivided traffic, the backsides of the direction indicator barricades shall be striped like type II barricades and according to Article 701.15 of the Standard Specifications for Road and Bridge Construction.

TRAFFIC CONTROL AND PROTECTION, STANDARDS 701400 (SPECIAL) AND 701401 (SPECIAL)

Effective August 7, 2008;

Revised March 27, 2014

Description. Replace any reference to Standard 701400 in Standard 701401 with the detail, Standard 701400 (Special), shown on the plans.

Construction Requirements. This work shall be done according to the applicable portions of Section 701 and 780 of the Standard Specifications, the details on the plans, and Standards 701401 and 701901.

Temporary rumble strips, when shown on the detail, shall be constructed of white thermoplastic or temporary tape pavement markings placed to a thickness of one-half inch.

Method of Measurement. Traffic control and protection required under the detail, Standard 701400 (Special), will not be measured for payment.

Temporary thermoplastic rumble strips and lane drop arrows, when shown on the detail, will not be measured for payment.

In Article 701.19(c) Measured As Lump Sum of the Standard Specifications, replace Standard 701401 with Standard 701401 (Special).

Basis of Payment. This work will be paid for at the contract lump sum price for TRAFFIC CONTROL AND PROTECTION, STANDARD 701401 (SPECIAL).

PORTABLE, VEHICLE MOUNTED, CHANGEABLE MESSAGE SIGN

Effective August 7, 2008;

Revised August 16, 2013

Description. This item shall consist of heavy duty vehicles fitted with a truck mounted attenuator and with a permanently mounted changeable message sign. The vehicle mounted message sign shall be required when Traffic Control and Protection, Standard 701401 (Special) is in place and the Contractor is working. Vehicle mounted message signs may also be required when high volumes of traffic occur such as on weekends and holidays. Specific times will be determined by the Engineer.

The vehicle location shall be in advance of the lane closure taper and in advance of any stopped traffic on the interstate.

Construction Requirements. The Contractor shall provide a person who shall remain with the vehicle at all times it is use. The person shall have in his/her possession a current driver's license and a phone to communicate with the resident. The person shall be capable of operating the vehicle and capable of promptly programming and/or reprogramming the message sign to provide the messages as directed by the Engineer.

When the vehicle is not in use, it shall be stored at a location approved by the Engineer. The stored vehicle shall be capable of being on the jobsite within five minutes.

The sign shall meet the applicable requirements of Article 701.15 of the Standard Specifications.

Equipment. The vehicle shall be fitted with a truck mounted attenuator and should have an actual weight of no less than 11,000 pounds and no greater than 26,000 pounds. Higher weights may be used when approved by the Engineer and the attenuator manufacturer.

The message sign shall meet the applicable requirements of Article 1106.02(i) of the Standard Specifications. Character height shall be 10 in. (250 mm) minimum.

Method of Measurement. The vehicle with the mounted changeable message sign will be measured on a calendar month basis.

The person provided by the Contractor to operate the truck and message sign will be paid for separately on a per hour basis.

Basis of Payment. The vehicle and portable changeable message signs will be paid for at the contract unit price per calendar month for PORTABLE VEHICLE MOUNTED CHANGEABLE MESSAGE SIGN. The person provided by the Contractor to operate the truck and message sign will be paid for at the contract unit price per hour for MESSAGE BOARD VEHICLE DRIVER.

TEMPORARY INFORMATION SIGNING

Effective: September 24, 2013

Description. This work shall consist of the furnishing, installation, maintenance, and removal of temporary information signs.

Materials. Materials shall be according to the applicable portions of Section 701 of the Standard Specifications and as shown on the plans.

Construction Requirements. The temporary information signs shall be in place at least one week prior to the beginning of construction activities that impact traffic flow and shall remain in place until the completion of the project. If all lanes are open for an extended period of time during the project, such as a winter shutdown, the Contractor shall cover the signs until lane closures resume.

Signs shall be installed according to the requirements of Section 701.

Method of Measurement: This work will be measured for payment in square feet in place. The auxiliary sign panel will not be measured for payment.

Basis of Payment. This work will be paid for at the contract unit price per square foot for TEMPORARY INFORMATION SIGNING.

TRAFFIC CONTROL AND PROTECTION, SPECIAL

This work shall include furnishing, installing, maintaining, replacing, relocating and removing all traffic control devices used for the purpose of regulating, warning, or directing traffic along I-55 during Stage 1 and Stage 2. Traffic control and protection shall be provided as called for on the stage construction plan sheets, the Standard Specifications, these special provisions, or as directed by the Engineer.

This work will be paid for at the contract lump sum price for TRAFFIC CONTROL AND PROTECTION, SPECIAL. This price shall be payment in full for all labor, materials, transportation, handling, and incidental work necessary to furnish, install, maintain, replace, relocate and remove all traffic control devices required in the plans and specifications. Temporary concrete barrier, temporary pavement marking, and pavement marking removal shall be paid for separately as well as traffic control protection pay items included in the plans.

RUBBLIZING PCC PAVEMENT

Effective June 1, 2001

Description. This work shall consist of rubblizing the existing portland cement concrete (PCC) pavement.

Materials. Aggregate replacement material, for areas of approximately 1 sq m (10 sq ft) or less, shall be a Class D Quality (or better) crushed stone, crushed slag, crushed concrete, or crushed gravel meeting a CA 6 or CA 10 gradation; according to Section 1004 of the Standard Specifications. Bituminous concrete mixture used for repairs shall be the same as noted in the mixture requirements for mainline binder.

Equipment. Equipment shall be according to the following Articles of Section 1100:

Item	Article/Section
(a) Vibratory Steel Wheel Roller..(Note 1).....	1101.01
(b) Pneumatic Tired Rollers.....(Note 2).....	1101.01

- (c) Multi-head Breaker (MHB). The equipment shall consist of a self-contained, self-propelled MHB. Hammer heads shall be mounted laterally in a single row or in pairs with half the hammers in a forward row, and the remainder diagonally offset in a rear row so there is continuous pavement breaking from side to side. This equipment shall have the capability of rubblizing pavement up to 4 m (13 ft) in width, in a single pass. Hammer drop height shall have the ability to be independently controlled. (Note 3)
- (d) Resonant Breaker. The equipment shall consist of a self-contained, self-propelled resonant frequency pavement breaking unit capable of producing low amplitude, 8,880 N (2,000 lb) blows, at a rate of not less than 44 per second.
- (e) Z-Pattern Steel Grid Roller. The equipment shall consist of a self-contained, self-propelled vibratory steel wheel roller with a Z-pattern grid cladding mounted transversely to the surface of the drum. The vibratory roller shall have a minimum gross weight of 9 metric tons (10 tons).

Note 1. The vibratory roller shall have a minimum gross weight of 9 metric tons (10 tons).

Note 2. The pneumatic tired rollers shall develop a compression of not less than 50 N/mm (300 lb/in.), nor more than 90 N/mm (500 lb/in.), of width of the tire tread in surface contact.

Note 3. When the MHB is used, a Z-pattern steel grid roller shall be used for additional particle break down as described herein.

CONSTRUCTION REQUIREMENTS

General. Storm sewers crossing mainline pavement shall be installed and functioning before rubblization begins. Rubblizing shall commence after removal of any existing bituminous concrete overlay in the area to be rubblized. Any bituminous concrete overlay left on the pavement (after the milling process) shall be removed prior to rubblizing to the satisfaction of the Engineer. All drainage items pertaining to the proposed pipe underdrain shall be installed after rubblization is complete.

Partial-depth bituminous concrete patches may be left in place and impacted by rubblizing equipment. If breaking is not satisfactory under partial-depth bituminous patches, alternate methods shall be used to break the pavement with approval of the Engineer. Full-depth bituminous patches will be reviewed by the Engineer prior to rubblizing. Unsound patches will be removed and replaced with a Class C or D patch. If the patch is concrete it shall be rubblized. Lane width, full-depth bituminous patches that exceed 3 m (10 ft) in length shall not be impacted by breaking equipment. The Engineer will direct the removal of any unstable material, and method of replacement.

If the unsound patch is greater than 1 sq m (10 sq ft), bituminous concrete binder mixture shall be used. When the road is closed to traffic and the unsound patch is less than or equal to 1 sq m (10 sq ft), the replacement material may be aggregate.

PCC pavement or other PCC appurtenances to remain in place shall be severed from the pavement to be rubblized with a full-depth saw cut. Rubblized pavement less than or equal to 1 sq m (10 sq ft) dislodged by construction traffic shall be repaired with aggregate replacement material and compacted prior to the paving operation. Rubblized pavement greater than 1 sq m (10 sq ft) dislodged by construction traffic shall be repaired with bituminous concrete binder mixture.

The Contractor shall prevent damage to underground utilities and drainage structures during rubblizing. Approved alternate breaking methods shall be used over underground utilities and drainage structures as specified on the plans or directed by the Engineer.

Reinforcement shall be left in place, except that reinforcement projecting from the surface after breaking or compaction shall be cut off below the surface and removed. Any loose joint fillers, expansion material, or other similar items shall also be removed.

Pavement Breaking. Above the reinforcing steel or upper one-half of the pavement, the equipment shall break the pavement such that at least 75 percent of the pieces are a maximum of 75 mm (3 in.). Below the reinforcing steel or in the lower one-half of the pavement, at least 75 percent of the pieces shall be a maximum of 225 mm (9 in.). Concrete to steel bond shall be broken. Uniform breaking shall be maintained through successive passes of the breaking equipment.

Breaking shall be accomplished only by the method(s) specified on the plans and defined as follows:

Method I - This method uses the MHB and Z-pattern steel grid roller to break the pavement, as specified herein.

Method II - This method uses the resonant breaker to break the pavement, as specified herein. This resonant breaker utilizes high flotation tires, which shall be maintained under 415 MPa (60 psi). The breaking shall begin at the centerline and proceed to the edge of the pavement.

Method III - This method uses the resonant breaker to break the pavement, as specified herein, without restriction on tire pressure.

Method IV - This method uses either the MHB with Z-pattern steel grid roller or the resonant breaker to break the pavement, as specified herein.

Prior to the acceptance of the proposed breaking procedure, the Contractor shall complete a strip for evaluation by the Engineer. To ensure the pavement is being broken to the specified dimensions; the Contractor shall excavate a broken area of 1 sq m (10 sq ft), in two separate locations during the first day of breaking, as directed by the Engineer. Modifications to the breaking procedure must be made if the size requirements are not met. These excavations may be repaired with replacement material. If breaking procedures or conditions change, additional excavations to inspect the broken pavement dimensions shall be made, as directed by the Engineer.

Any large concrete pieces that result from inadequate breaking shall be treated as follows:

<u>Size and Location of Pieces</u>	<u>Action</u>
Greater than 225 mm (9 in.) at surface of broken pavement.	Reduce size to under 225 mm (9 in.), or remove and replace.
Greater than 300 mm (12 in.) below steel or lower 1/2 of broken pavement.	Reduce size to under 300 mm (12 in.), or remove and replace.

Unsuitable or unstable material encountered during the breaking process shall be removed and disposed of, according to Article 202.03 of the Standard Specifications. Areas of approximately 1 sq m (10 sq ft) or less may be repaired by use of aggregate replacement material. Larger unstable areas require removal and replacement, as directed by the Engineer. Following subgrade repairs, bituminous concrete binder mixture shall be placed to the depth of the original PCC pavement, and compacted to the satisfaction of the Engineer.

Compaction. Prior to placing the bituminous overlay, the complete width of the broken pavement shall be compacted by vibratory steel wheel and pneumatic tired rollers in the following sequence:

After breaking:

1. Minimum of four passes with Z-pattern steel grid roller (only with the MHB).
2. Four passes with a vibratory roller.
3. Two passes with a pneumatic-tired roller.

The contractor shall not trim the broken or rubblized pavement, or otherwise attempt to grade the broken or rubblized pavement to improve grade lines.

Immediately prior to overlay:

Two passes with a vibratory roller.

Any unstable material encountered while compacting or under construction trafficking shall be treated as defined in the section entitled Pavement Breaking. If a large area of unstable material is identified during the rubblizing process, work shall be halted and the Engineer notified. Any depressions greater than 50 mm (2 in.) in depth shall be filled with replacement material and compacted. When specified by the Engineer, replacement material shall be used to reestablish the pavement crown. Water may be used to aid in compaction of the replacement material, when approved by the Engineer.

Opening Roadway to Traffic. Public traffic will not be allowed on the rubblized pavement before the required binder layers are in place, except at crossovers and/or access points. Public traffic will not be allowed on a rubblized crossover or access point for more than 24 hours. Maintenance of crossovers and/or access points shall be as specified by the Engineer. Crossovers and/or access points shall be maintained in the same compacted state as the other areas, until the bituminous concrete overlay is in place. Construction traffic shall be limited to delivery of materials directly ahead of the paver.

Paving Limitations. A tracked paver shall be used to place the first lift of bituminous concrete binder over the prepared rubblized pavement. During stage construction, the overlay width shall be such that it will not interfere with subsequent rubblizing operations. At a given location, the overlay shall be placed within 48 hours of the pavement breaking operation. If rain occurs between rubblizing and paving, the rubblized pavement shall be dry and stable to the satisfaction of the Engineer before the paving operation begins.

If a material transfer device is proposed, the Contractor shall submit equipment specifications with axle loading configurations and proposed paving sequence to the Engineer three weeks prior to paving. The Engineer will provide any equipment restrictions based on device loadings and proposed paving sequence.

Method of Measurement. Rubblizing will be measured for payment in square meters (square yards) of existing pavement in place.

Basis of Payment. This work will be paid for at the contract unit price per square meters (square yards) for RUBBLIZING PORTLAND CEMENT CONCRETE PAVEMENT, of the method shown in the plans.

Any required removal of unsuitable or unstable material, subgrade repair, and bituminous concrete placement will be paid for according to Article 109.04 of the Standard Specifications.

Action taken to address any large concrete pieces resulting from inadequate breaking will not be paid for separately.

SEQUENCE OF OPERATIONS AND COMPLETION DATES

The Contractor shall adhere to the following sequence of operations.

Pre-Stage I Construction

Using Traffic Control and Protection, Standard 701401 (Special) and 701400, the Contractor shall perform the following work:

1. Construct half lane milling and resurfacing on northbound and southbound lanes at the locations shown on the typicals and schedules.
2. Construct the partial depth patching per the locations shown in the schedules.
3. Construct class B patching on northbound and southbound lanes.
4. Mill and place an 11 1/4" hot mix shoulder necessary for Stage I traffic in the northbound lanes.
5. Construct the two median crossovers as shown in the plans. Includes the necessary HMA shoulder work.
6. Install the temporary lighting system for the crossovers. Installation of the temporary lighting system is not restricted to the completion date for pre-stage I construction described herein. Installation shall be complete prior to the beginning of Stage I construction.

Pre-stage I construction shall be completed by December 15, 2017.

Stage I Construction

The placing of the concrete barrier necessary for Stage I construction shall not start prior to April 1, 2018, unless approved in writing by the Engineer.

Using the Stage I construction sheets as shown in the plans, the Contractor shall place the temporary concrete barriers as shown in the plans, rubbilize the southbound pavement, place the HMA overlays (see paving sequence described herein), and the concrete pavement on the mainline at the location shown in the plans, perform all dirt work required in the median and outside shoulder, and perform all incidental work (culvert work, permanent seeding, striping, removal of the concrete barrier, etc.) required to complete the southbound lanes to its final configuration as shown in the plans.

Stage II Construction

Using the Stage II construction sheets as shown in the plans, the Contractor shall relocate the temporary concrete barriers from Stage I as shown in the plans, rubbilize the northbound pavement, place the HMA overlays (see paving sequence described herein), and the concrete pavement on the mainline at the location shown in the plans, perform all dirt work required in the median and outside shoulder, and perform all incidental work (culvert work, permanent seeding, striping, etc.) required to complete the northbound lanes to its final configuration as shown in the plans.

This contract must be completed by December 14, 2018.

The Contractor shall also complete all structure work on SN 053-0135 during Stage I and/or Stage II construction. The Contractor must complete all work associated with SN 053-0135 in 30 calendar days and these days must be consecutive. The work on the structure shall not start before June 15, 2018 and all work must be completed on SN 053-0135 by August 15, 2018.

Work associated with mainline paving during the Stage I and Stage II construction described herein shall be performed as follows:

Mainline surface and the top lift of mainline binder shall be placed in a manner that will eliminate all unconfined joints on edge lines, as well as cold joints on centerlines. The Contractor may accomplish this by either paving both the driving lane and passing lane simultaneously with one paver, or by paving both the driving lane and passing lane simultaneously with two pavers in echelon.

If the two paver method is chosen, the maximum distance that the screed and end gate of the trailing paver shall extend on the uncompacted mat behind the leading paver shall be six (6) inches. The lead paver shall be no more than thirty (30) feet ahead of the trailing paver. The centerline joint shall not be compacted until the trailing paver places mix against the uncompacted edge of the mix from the leading paver. After the trailing paver places mix against the uncompacted edge, rollers compacting the mix behind the trailing paver shall compact the mix on both sides of the joint.

COMPLETION DATE PLUS WORKING DAYS

Effective January 1, 2016

Replace Article 108.05 (b) of the Standard Specifications with the following:

(b) Completion Date Plus Working Days. When a completion date plus working days is specified, the Contractor shall complete all major items of work, except as specified below, and safely open all roadways to traffic by 11:59 p.m. on December 14, 2018.

The Contractor will be allowed to complete landscaping items, pavement marking, and other punch list items as approved by the Engineer within 20 working days. Under extenuating circumstances the Engineer may direct that certain items of work, not affecting the safe opening of the roadway to traffic, may be completed with the specified number of working days. Temporary lane closures for this work may be allowed at the discretion of the Engineer.

GROWTH CURVE

Effective January 22, 2015

This Special Provision shall apply to all mixes shown in the HMA Mixture Requirement Table located in the plans that have Growth Curve shown as the Density Test Method.

All work shall be performed according to Sections 406, 407, and 1030 except as described below.

The Contractor shall perform a growth curve at the beginning of placement of each lift within the first 200 tons (180 metric tons). If an adjustment is made to the mix design, the Engineer may request an additional growth curve and supporting tests at the Contractor's expense.

Compaction of the mixture shall commence immediately after the lift is placed and at a temperature of not less than 280° F (140° C) (unless WMA). The growth curve, consisting of a plot of lb/cu ft (kg/cu m) vs. number of passes with the breakdown roller, shall be developed using a nuclear density gauge according to Illinois Modified ASTM D 2950-91. Roller speed during the growth curve testing shall be the same as the normal paving operation. Nuclear density tests shall be taken after each roller pass until the highest lb/cu ft (kg/cu m) is obtained. This value shall be the target density provided the HMA Gyratory air voids are within acceptable limits. If the HMA Gyratory air voids are not within the specified limits, corrective action shall be taken, a new growth curve performed, and a new target density shall be established.

A new growth curve shall be performed if the breakdown roller is changed. The target density shall apply only to the specific nuclear gauge used. If additional nuclear gauges are to be used to determine density specification compliance, the Contractor shall establish a unique minimum allowable target density at the growth curve location for each nuclear gauge.

The Engineer may require the contractor to take core samples at any time at a location specified by the Engineer to verify density from the nuclear gauge.

The QC Manager shall assure the required number of roller passes have been accomplished.

All lifts and confined longitudinal joint edges shall be compacted to an average nuclear gauge density between 95 percent and 102 percent of the target density obtained on the growth curve. Unconfined longitudinal joint edges shall be compacted to an average nuclear gauge density between 93 percent and 102 percent of the target density obtained on the growth curve.

Quality Control density tests shall be performed at randomly selected locations within ½ mile (800 m) intervals per lift per lane. In no case shall more than one half day's production be completed without density testing being performed. Longitudinal joint density testing shall be performed at each random density test location. Longitudinal joint testing shall be located at a distance equal to the lift thickness or a minimum of 4 in. (50 mm) from each pavement edge.

If the speed of the paver exceeds 50 feet per minute or the Contractor is not controlling the compaction process and is making no effort to take corrective action, the operation shall stop as directed by the Engineer.

This work will not be paid for separately, but shall be included in the cost of the applicable hot-mix asphalt pay items.

STRINGLESS CONSTRUCTION OPTION

Effective March 15, 2012

If the Contractor desires to perform construction using stringless operations, (s)he shall request authorization from the Engineer according to the last paragraph of Article 108.06 of the Standard Specifications. The Contractor shall submit the written request one week prior to beginning stringless operations.

Construction Requirements. Use of a stringless machine shall not relieve the Contractor of any responsibilities stated in the Recurring Special Provision Construction Layout Stakes Except for Bridges or Construction Layout Stakes.

Any Department or Contractor layout destroyed by the Contractor's operations shall be re-established by the Contractor as directed by the Engineer.

The Contractor shall mark the projected path of the stringless paver with paint two days prior to the beginning of the paving operations.

When a system failure occurs during paving operations the following shall apply:

HMA – For HMA pavement, the Contractor will be allowed to lay material as described for a sudden rain event in Article 406.06(c) of the Standard Specifications after which operations shall stop until the system is proven to be in working order.

PCC – For PCC pavement, the Contractor shall immediately stop operations until the system is proven to be in working order.

ALTERNATE ROUTE SIGNING

Effective August 1, 2008;

Revised September 28, 2012

Description. This work shall consist of the furnishing, installation, maintenance, and removal of signing for an alternate route for I-55 as shown on the plans.

Materials. Materials shall be according to the applicable portions of Section 701 of the Standard Specifications and as shown on the plans.

Construction Requirements. The alternate route signing shall be in place prior to beginning construction on I-55 and shall remain in place until the completion of the project. If all lanes of the Interstate are to remain open for an extended period of time during the project, such as a winter shutdown, the Contractor shall cover the signs until lane closures resume.

Method of Measurement. Alternate route signing will be measured for payment on a lump sum basis.

Basis of Payment. This work will be paid for at the contract lump sum price for ALTERNATE ROUTE SIGNING.

IMPACT ATTENUATORS, NON-REDIRECTIVE, TEST LEVEL 3, SPECIAL

This work consists of supplying, installing and relocating Sand Module Impact Attenuators at the crossovers in accordance to Section 643 of the Standard Specifications. The amount of sand in each barrel shall be 200 pounds. Bases for Sand Module Impact Attenuators will not be required.

The barrels shall be installed as part of pre-stage 1 after the crossovers are constructed. The barrels shall be removed while the crossovers are in use during Stage 1 and Stage 2 construction. The barrels shall be reinstalled after the crossovers are no longer needed.

Each barrel shall be paid for separately

Basis of Payment. This work will be paid for at the contract unit price per EACH for IMPACT ATTENUATORS NON-REDIRECTIVE, TEST LEVEL 3, SPECIAL.

SLOTTED DRAIN

This work shall consist of furnishing and installing slotted pavement drains in the north and south crossovers.

Materials: Slotted drain pipe assemblies shall be fabricated from 15 inch (380 mm) diameter bituminous coated steel pipe meeting the requirements of AASHTO M 16 gage 36 (Type I), AASHTO M 218, and AASHTO M 190 (Type C). Each pipe section shall be slotted on one side and filled with parallel vertical steel plates 1/8 inch (3 mm) or more in thickness and varying in height in accordance with the plan details. The parallel plates shall be separated by no more than 2 inches (50 mm) and filled with a suitable grating to allow the in-flow of water. The slot and grate shall be designed such that the in-flow capacity of the pipe is sufficient to drain the crossover as shown on the plans.

The bituminous coating and paved invert shall be applied after fabrication.

The concrete encasement shall consist of Class SI Concrete with an ASTM C494 Type G admixture to fluidize the mixture in order to facilitate placement and maintain the required pipe alignment.

Construction: Each slotted drain pipe assembly shall be installed in a properly excavated trench, all connections assembled and tightened, the assembly rigidly blocked and supported in place to maintain alignment and gradient, reinforcing steel placed, and the trench backfilled with Class SI Concrete.

Prior to backfilling, the slotted opening shall be covered to prevent the intrusion of foreign material during backfilling and paving operations.

Connections of outlet pipes into drainage structures as detailed shall be sealed with Class SI Concrete collars to the satisfaction of the Engineer. The cost of connecting the slotted drain into existing or proposed inlets and outlets, including fittings and miscellaneous hardware, shall be included in the contract unit price per foot of SLOTTED DRAIN 15 INCH with 1 ¾ INCH SLOT with no additional compensation. Any bituminous coating damaged in shipment, during installation, or prior to final acceptance shall be repaired by the contractor to the satisfaction of the Engineer.

Method of Measurement: Slotted drain will be measured for payment along the grating in feet.

Basis of Payment This work will be paid for at the contract unit price per FOOT for SLOTTED DRAIN 15 INCH WITH 1 ¾ INCH SLOT. Payment shall constitute full compensation for all work as specified including but not limited to reinforcing steel, plates, drilling holes in grating, concrete encasement and grating as specified in the plans. The pipe, pipe elbows and pipe end sections as specified in the plans shall be paid for separately. Required excavation shall be paid for as EARTH EXCAVATION.

TEMPORARY LIGHTING SYSTEM

This work shall consist of providing a temporary lighting system at the project locations specified in the plans. The Contractor shall provide all labor, material, and equipment necessary to furnish, install, maintain, and remove the temporary lighting system, and pay all utility charges associated with it. This work shall also include the relocation of temporary lighting facilities as necessary to accommodate the various stages of construction and removal of all temporary lighting facilities at the completion of the project. All work shall be performed in accordance with the plans, Standard Specifications, as directed by the Engineer, and as described herein.

The Contractor shall submit for the district's approval, any modifications to the lighting design plan showing the proposed locations of all temporary poles for each stage of construction associated with each phase of the project. Any modifications by the Contractor to the lighting design shall meet the requirements of department's BDE Design Manual Chapter 56 and no poles shall be installed until the Contractor's revised detailed lighting design plan is approved by the Engineer.

The Contractor shall not purchase temporary lighting facilities until the Contractor has submitted shop drawings and received the Engineer's approval to proceed. All temporary lighting facilities shall become property of the Contractor and shall be removed from the site at no additional cost. Any temporary lighting materials used by the Contractor which come from stock rather than being purchased new for this project shall require written approval by the Engineer.

The Contractor shall be responsible to maintain the temporary lighting system throughout the project and no additional compensation will be allowed for this work, no matter how many times temporary and/or permanent lighting facilities are relocated. The Contractor shall furnish to the Engineer the names and phone numbers of two persons responsible for call-out work on the lighting system when the lighting system is in use.

Cable splicing, luminaire fusing, and lighting protection shall be submitted for the District's approval. All work required to keep the temporary and/or permanent lighting systems operational shall be at the Contractor's expense. No lighting circuit or portion thereof shall be removed from nighttime operation without the approval of the Engineer.

An inspection and approval by the Engineer shall take place before the temporary lighting system or modified system is approved for operation. Any damage to the existing lighting units and their circuitry as a result of the Contractor's poor workmanship shall be repaired or replaced to the satisfaction of the Engineer at no cost to the department. All burnouts shall be replaced within 24 hours and temporary wiring shall be installed as necessary to keep all lights functioning every night.

The Contractor shall be responsible for all costs associated with providing service to the lighting system as the project progresses through the various stages of construction and circuit orientation changes. This shall include all costs of coordinating with the local utility for new and/or relocated electric service and metering.

The Contractor shall pay all energy charges associated with the lighting. Any energy charges which the Contractor would like to present to the department for reimbursement shall be properly metered, billed, and prorated by the Contractor at no cost to the department. The only energy charges which will be considered by the department for reimbursement are those associated with existing or permanent lighting facilities that are identified and agreed to by the Engineer in writing at the time the Contractor's detailed lighting design plan is approved.

The Contractor shall be reimbursed for repair of accident damage according to Articles 105.13 and 107.30 of the Standard Specifications.

This work shall be paid for at the lump sum contract unit price for TEMPORARY LIGHTING SYSTEM.

TEMPORARY FENCE

Description: This item consists of supplying a temporary fence near the survey markers shown in the plan schedule to ensure they are separated from construction activity.

This work shall consist of constructing, maintaining, removing, and disposing of a temporary Fence as shown on the plans and as described herein.

Materials: Temporary fence shall be a minimum of 4 ft. (1.2 m) in height and shall be a high visibility orange snow fence. Fence stakes shall meet the requirements of Article 1081.15(b) of the Standard Specifications.

The Contractor shall remove the temporary fence at the completion of the project.

Method of Measurement: The temporary fence will be measured for payment in place in feet (meters) along the top of the fence.

Basis of Payment: The temporary fence will be paid for at the contract unit price per foot (meter) for TEMPORARY FENCE, which price shall include the cost of the fence and fence stakes.

SLOPE REPAIR (SPECIAL)

This work shall consist of repairing existing bituminous coated aggregate slopes for control and prevention of erosion. Depression areas in aggregate slopes shall be filled to provide 6" minimum thickness of aggregate.

Material: The aggregate used for slope wall paving shall be crushed stone conforming to Article 1004.01 of the Standard Specifications for Class D quality except that one of the following options shall apply:

COARSE AGGREGATE QUALITY		
QUALITY TEST	Option 1	Option 2
Na ₂ SO ₄ Soundness 5 Cycle, Illinois Modified AASHTO T104 ¹ % Loss max.	35	25
Los Angeles Abrasion Illinois Modified AASHTO T 96 % Loss max.	45	65

The aggregate shall be uniformly graded to meet the following:

Percent Passing	Sieve Size
100%	4 inch (100 mm)
53 ± 23%	2 inch (50 mm)
8 ± 8%	No. 4 (4.75 mm)

The bituminous material used for slopewall paving shall be RS-1, RS-2, RC70 or RC250 meeting the requirements of Section 1032 of the Standard Specifications.

Construction Requirements: The repaired surface of aggregate slopes shall conform to the elevation, lines, grades, and cross section indicated on the plans and as directed by the Engineer.

The crushed aggregate shall be placed in the slope depressions, shaped and compacted to the satisfaction of the Engineer. Bituminous material shall not be placed until the aggregate has dried to the satisfaction of the Engineer.

Bituminous material shall be applied at a rate sufficient to assure penetration into and the binding together of particles in the upper 2 inch (50 mm) of the crushed aggregate slopewall. The adjacent structure shall be protected from bituminous material to prevent spattering or discoloration.

Basis of Payment: This work will be measured and paid for at the contract unit price per square yard (square meter) for SLOPE REPAIR (SPECIAL), which price shall include payment for the fine grading of the aggregate bed, backfilling, disposal of surplus material, and the furnishing and placing of all materials.

MATERIAL TRANSFER DEVICE (BDE)

Effective: June 15, 1999

Revised: August 1, 2014

Description. This work shall consist of placing the mainline HMA binder and surface mixes as well as the HMA binder and surface mixes for the 6' & 10' shoulders according to Section 406 of the Standard Specifications, except that these materials shall be placed using a material transfer device (MTD).

Materials and Equipment. The MTD shall have a minimum surge capacity of 15 tons (13.5 metric tons), shall be self-propelled and capable of moving independent of the paver, and shall be equipped with the following:

- (a) Front-Dump Hopper and Conveyor. The conveyor shall provide a positive restraint along the sides of the conveyor to prevent material spillage. MTDs having paver style hoppers shall have a horizontal bar restraint placed across the foldable wings which prevents the wings from being folded.
- (b) Paver Hopper Insert. The paver hopper insert shall have a minimum capacity of 14 tons (12.7 metric tons).
- (c) Mixer/Agitator Mechanism. This re-mixing mechanism shall consist of a segmented, anti-segregation, re-mixing auger or two full-length longitudinal paddle mixers designed for the purpose of re-mixing the hot-mix asphalt (HMA). The longitudinal paddle mixers shall be located in the paver hopper insert.

CONSTRUCTION REQUIREMENTS

General. The MTD shall be used for the placement of the mainline HMA binder and surface mixes as well as the HMA binder and surface mixes for the 6' & 10' shoulders. The MTD speed shall be adjusted to the speed of the paver to maintain a continuous, non-stop paving operation.

Use of a MTD with a roadway contact pressure exceeding 25 psi (172 kPa) will be limited to partially completed segments of full-depth HMA pavement where the thickness of binder in place is 10 in. (250 mm) or greater.

Structures. The MTD may be allowed to travel over structures under the following conditions:

- (a) Approval will be given by the Engineer.
- (b) The vehicle shall be emptied of HMA material prior to crossing the structure and shall travel at crawl speed across the structure.
- (c) The tires of the vehicle shall travel on or in close proximity and parallel to the beam and/or girder lines of the structure.

Method of Measurement. This work will be measured for payment in tons (metric tons) for HMA binder and surface materials placed with a material transfer device.

Basis of Payment. This work will be paid for at the contract unit price per ton (metric ton) for MATERIAL TRANSFER DEVICE.

The various HMA mixtures placed with the MTD will be paid for as specified in their respective specifications. The Contractor may choose to use the MTD for other applications on this project; however, no additional compensation will be allowed.

HOT-MIX ASPHALT SURFACE REMOVAL (VARIABLE DEPTH)

This work consists of variable depth milling of the existing HMA on the mainline down to the existing bare concrete. The existing HMA depth varies from $\pm 2 \frac{3}{4}$ " to $\pm 3 \frac{1}{2}$ ".

Milling shall be in accordance to Section 440 of the Standard Specifications. Milling through existing concrete patches shall be included in the cost of the pay item.

This work will be paid for at the contract unit price per square yard for HOT-MIX ASPHALT SURFACE REMOVAL (VARIABLE DEPTH).

INLET BOX (SPECIAL)

This work shall consist of constructing and installing a modified version of an inlet box as shown in Highway Standard 542531 at the location shown in the plans. The inlet shall be modified to incorporate an elliptical pipe as shown in the plan detail INLET BOX, TYPE 24 (600) G, SPECIAL, LOCATION 3 and applicable portions of Section 542 of the Standard Specifications.

This work shall be paid for at the contract unit price per each for INLET BOX (SPECIAL).

REMOVE CONCRETE END SECTION

This work consists of the removal and proper disposal of existing pipe culvert end sections at the locations shown in the plans. The end sections may be precast concrete flared end sections or inlet boxes.

This work will be paid for at the contract unit price per each for REMOVE CONCRETE END SECTION.

GRADING AND SHAPING EXISTING DITCHES, SPECIAL

This work shall consist of grading and shaping existing ditches at the locations shown in the plans to provide positive drainage. All suitable surplus material shall be used as FURNISHED EXCAVATION as directed by the Engineer.

Method of Measurement. This work will be measured for payment in feet along the centerline of the ditch.

Basis of Payment. This work will be paid for at the contract unit price per foot for GRADING AND SHAPING DITCHES, SPECIAL.

REINFORCED CONCRETE APPROACH SLAB SPAN

Work related to the bridge repairs at SN 053-0135 does not require support of the existing RC approach slabs. However, heavy construction machinery, concrete trucks, etc. will not be allowed on the approach slabs during the replacement of the expansion joints.

PARTIAL DEPTH PATCHING (SPECIAL)

Description: This item shall consist of the removal and replacement of the existing HMA to the bare concrete at the locations shown in the schedule and as directed by the Engineer. The existing HMA depth varies from $\pm 2 \frac{3}{4}$ " to $\pm 3 \frac{1}{2}$ ". The removal area shall be prepared and filled as specified herein.

Materials: Prime coat shall be according to Article 406.02 of the Standard Specifications. Replacement material shall meet the requirements for Hot-Mix Asphalt Binder Course as shown in the mixtures table and according Section 406 of the Standard Specifications.

Equipment. Equipment shall be according to Article 440.02.

Construction Requirements. After removal of the HMA to the specified depth, the area shall be cleaned of all loose and unsound material and primed according to Article 408.03 of the Standard Specifications.

The holes will be filled and compacted as noted in Article 442.08 of the Standard Specifications except that the density shall be according to Section 406 of the Standard Specifications.

Method of Measurement. HMA Removal and replacement will be measured in square yards (square meters) of surface removed to the bare concrete. Bituminous materials (prime coat) will not be measured for payment. Preparation of the base will not be measured for separate payment. HMA for patching will not be measured for payment.

Basis of Payment. The work to remove, dispose and replace the HMA to the bare concrete will be paid for at the contract unit price per square yard (square meter) for PARTIAL DEPTH PATCHING (SPECIAL). Work to replace the HMA removed will be included in the cost of the pay item.

TREE REMOVAL

No trees three (3) inches or greater in diameter at breast height will be allowed to be removed from April 1 to September 30 of any given year.

This item shall not be paid for separately but shall be included in the TREE REMOVAL pay items.

BOX CULVERT TO BE CLEANED

This item shall consist of cleaning all three cells of the triple 11' x 7' box culvert at the location shown in the plans.

This item shall be paid for at the contract unit price per EACH as BOX CULVERT TO BE CLEANED.

NO PARKING IN PRAIRIE AREA

The Contractor shall not park any vehicles off the existing HMA shoulder in the prairie area. This is located on the east side of the northbound lane from station 530+60 to Station 128+00 (note-station equation 562+08=121+29). Areas where the prairie vegetation is removed and the ground surface is disturbed shall be restored to the preconstruction contour and seeded with a Class 4A seed in accordance with Section 250 of the Standard Specifications. A quantity of Class 4A seed in the Prairie area has been included to seed the areas disturbed by the placing of the new furnished excavation. Within the Prairie Area outlined above, any further areas disturbed by the Contractor's operations outside of the furnished excavation area shall be reseeded with a Class 4A seed at the Contractor's expense.

EMERGENCY SERVICES NOTIFICATION

The Contractor shall notify the Emergency Services listed below two weeks prior to closing SN 053-0135.

Name	Address	City	State	Zip	Phone No.
Central Elementary School District 429	117 W. Livingston Street	Pontiac	IL	61764	815-844- 3023
Pontiac Township High School District 429	1110 E. Indian Ave.	Pontiac	IL	61764	815-844- 6113
Lincoln School District 429	514 South Main Street	Pontiac	IL	61764	815-844- 3687
Washington Elementary School District 429	400 Marrow Street	Pontiac	IL	61764	815-844- 3687
Pontiac Junior High School District 429	600 Marrow Street	Pontiac	IL	61764	815-842- 4343
Livingston County Special Services Unit	920 West Custer Ave	Pontiac	IL	61764	815-844- 7115
Livingston Area Career Center	1100 East Indiana Ave	Pontiac	IL	61764	815-842- 2557
Pontiac Christian School	18034 N 2100 East Road	Pontiac	IL	61764	815-842- 1322
Chief Jim Woolford Chief of Police	413 N. Mill Street	Pontiac	IL	61764	815-844- 5148
Captain Steven T. Riesenber District Commander Illinois State Police	800 S Old Airport Road	Pontiac	IL	61764	815-844- 1500
Sheriff Tony Childress Livingston County Sheriff	844 W. Lincoln Street	Pontiac	IL	61764	815-844- 2774
Chief Scott Runyon Pontiac Fire Department	413 N. Mill Street	Pontiac	IL	61764	815-842- 3225
Mr. Charles T. Schopp Livingston County EMA	112 W. Madsion Street	Pontiac	IL	6164	815-844- 7741
Pontiac Post Office	302 W. Madison Street	Pontiac	IL	61764	815-844- 6195
Graymont Post Office	307 N. Main Street	Pontiac	IL	61764	815-743- 5356
Mr. Clay Metcalf Livingston County Engineer	1705 S. Manlove Street	Pontiac	IL	61764	815-842- 1184
Robin Bohm Pontiac Township Highway Commissioner	18399 4H Park Road	Pontiac	IL	61764	815-842- 2312

POLYMER MODIFIED PORTLAND CEMENT MORTAR

Effective: June 7, 1994

Revised: April 1, 2016

Description. This work shall consist of furnishing all materials and labor required to remove and dispose of deteriorated concrete, and replace it with a polymer modified portland cement mortar at those locations shown on the plans or designated by the Engineer. The use of this mortar is intended to repair spalls between 3/8 in. (10 mm) and 2 in. (50 mm) deep on horizontal, vertical, and overhead surfaces.

Materials. Materials shall be according to the following.

Item	Article/Section
(a) Polymer Modified Portland Cement Concrete (Note 1)	
(b) Reinforcement Bars	1006.10
(c) Water	1002
(d) Cotton Mats	1022.02
(e) Protective Coat	1023
(f) Epoxy (Note2)	1025
(g) Mechanical Bar Splicers	508.08(c)

Note 1. Polymer modified portland cement mortar shall be a packaged product consisting of portland cement, fine aggregate, and a polymer modifier.

- (1) The portland cement shall be according to Article 1001.01
- (2) The fine aggregate shall be an FA 1 or FA 2, according to Articles 1003.01 and 1003.02.
- (3) The polymer modified portland cement mortar shall meet the following physical requirements:
 - a. The mortar shall be a workable mix capable of bonding and holding its own plastic weight, when mixed and placed according to manufacturer instructions, on vertical and overhead surfaces. The testing shall be according to Illinois Laboratory Test Procedure "Evaluation of Vertical and Overhead Adhesion for Polymer Modified Portland Cement Mortar".
 - b. The mortar shall have a minimum compressive strength of 1,500 psi (10,300 kPa) at 24 hours, 3,000 psi (20,700 kPa) at 3 days, and 5,000 psi (34,500 kPa) at 28 days; according to ASTM C 109.
 - c. The mortar shall have a minimum bond strength of 2,000 psi (13,800 kPa) at 28 days, according to the Illinois Laboratory Test Procedure "Evaluation of Bond Strength by Slant Shear".

d. The mortar shall have a water soluble chloride ion content of less than 0.40 lb/cu yd (0.24 kg/cu m). The test shall be performed according to ASTM C 1218, and the mortar shall have an age of 28 to 42 days at the time of test. The ASTM C 1218 test shall be performed by an independent lab a minimum of once every two years, and the test results shall be provided to the Department.

The Department will maintain an Approved List of Polymer Modified Portland Cement Mortar.

Note 2. In addition ASTM C 881, Type IV, Grade 2 or 3, Class A, B, or C may be used.

Equipment. Equipment shall be according to Article 503.03 and the following:

- (a) Chipping Hammer – The chipping hammer for removing concrete shall be a light-duty pneumatic or electric tool with a 15 lb (7 kg) class or less.
- (b) Blast Cleaning Equipment – Blast Cleaning equipment for concrete surface preparation shall be the abrasive type, and the equipment shall have oil traps.
- (c) Hydrodemolition Equipment – Hydrodemolition equipment for removing concrete shall be calibrated, and shall use water according to Section 1002.

Concrete Removal. The Contractor shall provide ladders or other appropriate equipment for the Engineer to mark the removal areas. Repair configurations will be kept simple, and squared corners will be preferred. The repair perimeter shall be sawed a depth of 3/8 in. (10 mm) or less, as required to avoid cutting the reinforcement. If the concrete is broken or removed beyond the limits of the initial saw cut, the new repair perimeter shall be recut. The areas to be repaired shall have all loose, unsound concrete removed completely by the use of chipping hammers, hydrodemolition equipment, or other methods approved by the Engineer. The concrete removal shall extend along the reinforcement bar until the reinforcement is free of bond inhibiting corrosion. The outermost layer of reinforcement bar within the repair area shall be undercut to a depth of 3/4 in. (19 mm) or the diameter of the reinforcement bar, whichever value is larger. The underlying transverse reinforcement bar shall also be undercut as previously described, unless the reinforcement is not corroded, and the reinforcement bar is encased and well bonded to the surrounding concrete.

If sound concrete is encountered before existing reinforcement bars are exposed, further removal of concrete shall not be performed unless the minimum repair depth is not met.

The repair depth shall be a minimum of 3/8 in. (10 mm) and a maximum of 2 in. (50 mm). The substrate profile shall be $\pm 1/16$ in. (± 1.5 mm). The perimeter of the repair area shall have a vertical face.

If a repair is located at the ground line, any excavation required below the ground line to complete the repair shall be included in this work.

The Contractor shall have a maximum of 14 calendar days to complete each repair location with mortar, once concrete removal has started for the repair.

Surface Preparation. Prior to placing the mortar, the Contractor shall prepare the repair area and exposed reinforcement by blast cleaning. The blast cleaning shall provide a surface that is free of oil, dirt, and loose material.

The repair area and perimeter vertical face shall have a rough surface. Care shall be taken to ensure the perimeter sawcut is roughened. Just prior to mortar placement, saturate the repair area with water to a saturated surface-dry condition. Any standing water shall be removed.

Mortar placement shall be done within 3 calendar days of the surface preparation or the repair area shall be prepared again.

Reinforcement. Exposed reinforcement bars shall be cleaned of concrete and corrosion by blast cleaning. After cleaning, all exposed reinforcement shall be carefully evaluated to determine if replacement or additional reinforcement bars are required.

Reinforcing bars that have been cut or have lost 25 percent or more of their original cross sectional area shall be supplemented by new in kind reinforcement bars. New bars shall be lapped a minimum of 32 bar diameters to existing bars. A mechanical bar splicer shall be used when it is not feasible to provide the minimum bar lap. No welding of bars shall be performed.

Intersecting reinforcement bars shall be tightly secured to each other using 0.006 in. (1.6 mm) or heavier gauge tie wire, and shall be adequately supported to minimize movement during mortar placement.

For reinforcement bar locations with less than 0.75 in. (19 mm) of cover, protective coat shall be applied to the completed repair. The application of the protective coat shall be according to Article 503.19.

Placement. Mix and place the polymer modified portland cement mortar according to the manufacturer's instructions. The mortar shall be placed and finished to the contours of the member, as originally constructed.

The mortar shall not be placed when the air temperature is below 45 °F (7 °C) and falling or below 40 °F (4 °C). Mortar shall not be placed when the air temperature is greater than 90 °F (32 °C). The mortar shall have a minimum temperature of 50 °F (10 °C) and a maximum temperature of 90 °F (32 °C). The mortar shall not be applied during periods of rain unless protective covers or enclosures are installed. The mortar shall not be applied when frost is present on the surface of the repair area, or the surface temperature of the repair area is less than 40 °F (4 °C).

Curing. Cotton mats shall be applied, according to Article 1020.13(a)(5), to the exposed layer of mortar within 10 minutes after finishing, and wet curing shall begin immediately. Curing shall be for a minimum of 3 days.

If temperatures below 45° F (7° C) are forecast during the curing period, protection methods shall be used. Protection Method I according to Article 1020.13(d)(1), or Protection Method II according to Article 1020.13(d)(2) shall be used during the curing period.

Inspection of Completed Work. The Contractor shall provide ladders or other appropriate equipment for the Engineer to inspect the repaired areas. After curing but no sooner than 28 days after placement of the mortar, the repair shall be examined for conformance with original dimensions, cracks, and delaminations. Sounding for delaminations will be done with a hammer or by other methods determined by the Engineer.

The repaired area shall be removed and replaced, as determined by the Engineer, for nonconformance with original dimensions, surface cracks greater than 0.01 in. (0.25 mm) in width, map cracking with a crack spacing in any direction of 18 in. (450 mm) or less, or delaminations.

If the repair is allowed to remain in place, cracks 0.01 in. (0.25 mm) or less shall be repaired with epoxy according to Section 590. For cracks less than 0.007 in. (2 mm), the epoxy may be applied to the surface of the crack.

Method of Measurement. Polymer modified portland cement mortar shall be measured for payment in place, and the area computed in square feet (square meters).

Basis of Payment. This work will be paid for at the contract unit price, per square foot (square meter) for POLYMER MODIFIED PORTLAND CEMENT MORTAR.

The furnishing and installation of supplemental reinforcement bars, mechanical bar splicers, and protective coat will be paid according to Article 109.04.

DECK SLAB REPAIR

Effective: May 15, 1995

Revised: October 15, 2011

This work shall consist of hot-mix asphalt surface removal, when required, the removal and disposal of all loose and deteriorated concrete from bridge deck and the replacement with new concrete to the original top of deck. The work shall be done according to the applicable requirements of Sections 501, 503 and 1020 of the Standard Specifications and this Special Provision.

Deck slab repairs will be classified as follows:

- (a) Partial-Depth. Partial-depth repairs shall consist of removing the loose and unsound deck concrete, disposing of the concrete removed and replacing with new concrete. The removal may be performed by chipping with power driven hand tools or by hydro-scarification equipment. The depth shall be measured from the top of the concrete deck surface, at least 3/4 in. (20 mm) but not more than 1/2 the concrete deck thickness.
- (b) Full-Depth. Full-depth repairs shall consist of removing concrete full-depth of the deck, disposing of the concrete removed, and replacing with new concrete to the original concrete deck surface. The removal may be performed with power driven hand tools, hydraulic impact equipment, or by hydro-scarification equipment. Full-depth repairs shall be classified for payment as Full-Depth, Type I and Full-Depth, Type II according to the following:

Type I Full-depth patches less than or equal to 5 sq. ft. (0.5 sq m) in area. The minimum dimensions for a patch shall be 1 ft. x 1 ft. (300 mm x 300 mm).

Type II Full-depth patches greater than 5 sq. ft. (0.5 sq. m) in area.

Materials.

Materials shall be according to Article 1020.02.

Portland cement concrete for partial and full-depth repairs shall be according to Section 1020. Class PP-1, PP-2, PP-3, PP-4, PP-5 or BS concrete shall be used at the Contractor's option unless noted otherwise on the contract plans. For Class BS concrete, a CA 13, 14, or 16 shall be used. If the BS concrete mixture is used only for full depth repairs, a CA-11 may be used.

Equipment:

The equipment used shall be subject to the approval of the Engineer and shall meet the following requirements:

- (a) Surface Preparation Equipment. Surface preparation and concrete removal equipment shall be according to the applicable portions of Section 1100 and the following:
 - (1) Sawing Equipment. Sawing equipment shall be a concrete saw capable of sawing concrete to the specified depth.
 - (2) Blast Cleaning Equipment. The blast cleaning may be performed by wet sandblasting, high-pressure waterblasting, shotblasting or abrasive blasting. Blast cleaning equipment shall be capable of removing rust and old concrete from exposed reinforcement bars, and shall have oil traps.

- (3) Power-Driven Hand Tools. Power-driven hand tools will be permitted including jackhammers lighter than the nominal 45 lb. (20 kg) class. Chipping hammers heavier than a nominal 15 lb. (6.8 kg) class shall not be used for removing concrete from below any reinforcing bar for partial depth repairs, or for removal within 1 ft (300 mm) of existing beams, girders or other supporting structural members that are to remain in service or within 1 ft (300 mm) of the boundaries of full-depth repairs. Jackhammers or chipping hammers shall not be operated at an angle in excess of 45 degrees measured from the surface of the slab.
 - (4) Hydraulic Impact Equipment. Hydraulic impact equipment with a maximum rated striking energy of 360 ft-lbs (270 J) may be permitted only in areas of full depth removal more than 1 ft (300 mm) away from existing beams, girders or other supporting structural members that are to remain in service or more than 1 ft (300 mm) from the boundaries of full-depth repairs.
 - (5) Hydro-Demolition Equipment. The hydro-demolition equipment shall consist of filtering and pumping units operating with a remote-controlled robotic device. The equipment shall use water according to Section 1002. The equipment shall be capable of being controlled to remove only unsound concrete.
- (b) Concrete Equipment: Equipment for proportioning and mixing the concrete shall be according to Article 1020.03.
- (c) Finishing Equipment: Finishing equipment shall be according to Article 1103.17. Adequate hand tools will be permitted for placing and consolidating concrete in the patch areas and for finishing small patches.

Construction Requirements: Sidewalks, curbs, drains, reinforcement and/or existing transverse and longitudinal joints which are to remain in place shall be protected from damage during removal and cleaning operations.

The Contractor shall control the runoff water generated by the various construction activities in such a manner as to minimize, to the maximum extent practicable, the discharge of untreated effluent into adjacent waters, and shall properly dispose of the solids generated according to Article 202.03. The Contractor shall submit a water management plan to the Engineer specifying the control measures to be used. The control measures shall be in place prior to the start of runoff water generating activities. Runoff water shall not be allowed to constitute a hazard to adjacent or underlying roadways, waterways, drainage areas or railroads nor be allowed to erode existing slopes.

(a) Hot-Mix Asphalt Surface Removal.

The hot-mix asphalt surface course and all waterproofing membrane shall be removed and disposed of according to applicable portions of Articles 440.04 and 440.06, except milling equipment will not be allowed if the deck is to receive a waterproofing membrane system. If the overlay or waterproofing membrane contains asbestos fibers, removal shall be in accordance with the Special Provision for "Asbestos Waterproofing Membrane or Asbestos Hot-mix Asphalt Surface Removal". Removal of the hot-mix asphalt surface by the use of radiant or direct heat will not be permitted.

(b) Surface Preparation:

All loose, disintegrated and unsound concrete shall be removed from portions of the deck slab shown on the plans or as designated by the Engineer. The Engineer will determine the limits of removal as the work progresses.

The Contractor shall take care not to damage reinforcement bars or expansion joints which are to remain in place. Any damage to reinforcement bars or expansion joints shall be corrected at the Contractor's expense. All loose reinforcement bars, as determined by the Engineer, shall be retied at the Contractor's expense.

(1) Partial-Depth. Areas to be repaired will be determined and marked by the Engineer. A concrete saw shall be used to provide vertical edges approximately 3/4 in. (20 mm) deep around the perimeter of the area to be patched when a concrete overlay is not specified. Where high steel is present, the depth may be reduced as directed by the Engineer. A saw cut will not be required on those boundaries along the face of the curb, parapet or joint or when sharp vertical edges are provided by hydro-demolition.

The loose and unsound concrete shall be removed by chipping, with power driven hand tools or by hydro-demolition equipment. All exposed reinforcing bars and newly exposed concrete shall be thoroughly blast cleaned. Where, in the judgment of the Engineer, the bond between existing concrete and reinforcement steel within the patch area has been destroyed, the concrete adjacent to the bar shall be removed to a depth that will permit new concrete to bond to the entire periphery of the exposed bar. A minimum of 1 in. (25 mm) clearance will be required. The Engineer may require enlarging a designated removal area should inspection indicate deterioration beyond the limits previously designated. In this event, a new saw cut shall be made around the extended area before additional removal is begun. The removal area shall not be enlarged solely to correct debonded reinforcement or deficient lap lengths.

- (2) Full-Depth. Concrete shall be removed as determined by the Engineer within all areas designated for full-depth repair and in all designated areas of partial depth repair in which unsound concrete is found to extend below half the concrete deck thickness. Full depth removal shall be performed according to Article 501.05 except that hydraulic impact equipment may be permitted in areas of full depth removal more than 1 ft (300 mm) away from the edges of existing beams, girders or other supporting structural members or more than 1 ft (300 mm) from the boundaries of full-depth repairs. Saw cuts shall be made on the top of the deck, except those boundaries along the face of curbs, parapets and joints or where hydro-demolition provided sharp vertical edges. The top saw cut may be omitted if the deck is to receive an overlay.

Forms for full-depth repair may be supported by hangers with adjustable bolts or by blocking from the beams below. When approved by the Engineer, forms for Type 1 patches may be supported by No. 9 wires or other devices attached to the reinforcement bars.

All form work shall be removed after the curing sequence is complete and prior to opening to traffic.

- (3) Reinforcement Treatment. Care shall be exercised during concrete removal to protect the reinforcement bars and structural steel from damage. Any damage to the reinforcement bars or structural steel to remain in place shall be repaired or replaced. All existing reinforcement bars shall remain in place except as herein provided for corroded bars. Tying of loose bars will be required. Reinforcing bars which have been cut or have lost 25 percent or more of their original cross sectional area shall be supplemented by new in kind reinforcement bars. New bars shall be lapped a minimum of 32 bar diameters to existing bars. An approved mechanical bar splice capable of developing in tension at least 125 percent of the yield strength of the existing bar shall be used when it is not feasible to provide the minimum bar lap. No welding of bars will be permitted.
- (4) Cleaning. Immediately after completion of the concrete removal and reinforcement repairs, the repair areas shall be cleaned of dust and debris. Once the initial cleaning is completed, the repair areas shall be thoroughly blast cleaned to a roughened appearance free from all foreign matter. Particular attention shall be given to removal of concrete fines. Any method of cleaning which does not consistently produce satisfactory results shall be discontinued and replaced by an acceptable method. All debris, including water, resulting from the blast cleaning shall be confined and shall be immediately and thoroughly removed from all areas of accumulation. If concrete placement does not follow immediately after the final cleaning, the area shall be carefully protected with well-anchored polyethylene sheeting.

Exposed reinforcement bars shall be free of dirt, detrimental scale, paint, oil, or other foreign substances which may reduce bond with the concrete. A tight non-scaling coating of rust is not considered objectionable. Loose, scaling rust shall be removed by rubbing with burlap, wire brushing, blast cleaning or other methods approved by the Engineer.

(c) Placement & Finishing of Concrete Repair:

(1) Bonding Method. The patch area shall be cleaned to the satisfaction of the Engineer and shall be thoroughly wetted and maintained in a dampened condition with water for at least 12 hours before placement of the concrete. Any excess water shall be removed by compressed air or by vacuuming prior to the beginning of concrete placement. Water shall not be applied to the patch surface within one hour before or at any time during placement of the concrete.

(2) Concrete Placement.

The concrete shall be placed and consolidated according to Article 503.07 and as herein specified. Article 1020.14 shall apply.

When an overlay system is not specified, the patches shall be finished according to Article 503.16 (a), followed by a light brooming.

(d) Curing and Protection.

Concrete patches shall be cured by the Wetted Burlap or Wetted Cotton Mat Method according to Article 1020.13 (a)(3) or Article 1020.13 (a)(5). The curing period shall be 3 days for Class PP-1, PP-2, PP-3, PP-4, and PP-5 concrete. The curing period shall be 7 days for Class BS concrete. In addition to Article 1020.13, when the air temperature is less than 55° F (13° C), the Contractor shall cover the patch according to Article 1020.13 (d)(1) with minimum R12 insulation. Insulation is optional when the air temperature is 55° F. - 90° F (13° C - 32° C). Insulation shall not be placed when the air temperature is greater than 90° F (32° C). A 72-hour minimum drying period shall be required before placing waterproofing or hot-mix asphalt surfacing.

(e) Opening to Traffic.

No traffic will be permitted on a patch until after the specified cure period, and the concrete has obtained a minimum compressive strength of 4000 psi (27.6 MPa) or flexural strength of 675 psi (4.65 MPa).

Construction equipment will be permitted on a patch during the cure period if the concrete has obtained the minimum required strength. In this instance, the strength specimens shall be cured with the patch.

Method of Measurement.

When specified, hot-mix asphalt surface removal and full or partial depth repairs will be measured for payment and computed in square yards (square meters).

Basis of Payment.

The hot-mix asphalt surface removal will be paid for at the contract unit price per square yard (square meter) for HOT-MIX ASPHALT SURFACE REMOVAL (DECK). Areas removed and replaced up to and including a depth of half the concrete deck thickness will be paid for at the contract unit price per square yard (square meter) for DECK SLAB REPAIR (PARTIAL). Areas requiring removal greater than a depth of half the concrete deck thickness shall be removed and replaced full depth and will be paid for at the contract unit price per square yard (square meter) for DECK SLAB REPAIR (FULL DEPTH, TYPE I) and/or DECK SLAB REPAIR (FULL DEPTH, TYPE II).

When corroded reinforcement bars are encountered in the performance of this work and replacement is required, the Contractor will be paid according to Article 109.04.

No payment will be allowed for removal and replacement of reinforcement bars damaged by the Contractor in the performance of his/her work or for any increases in dimensions needed to provide splices for these replacement bars.

Removal and disposal of asbestos waterproofing and/or asbestos bituminous concrete will be paid for as specified in the Special Provision for "Asbestos Waterproofing Membrane or Asbestos Hot-Mix Asphalt Surface Removal".

BRIDGE DECK LATEX CONCRETE OVERLAY

Effective: May 15, 1995

Revised: June 24, 2015

This work shall consist of the preparation of the existing concrete bridge deck and the construction of a latex overlay to the specified thickness.

Materials. Materials shall meet the following Articles of Section 1000:

<u>Item</u>	<u>Section</u>
(a) Latex/Portland Cement Concrete (Note 1) (Note 2)	1020
(b) Packaged Rapid Hardening Mortar or Concrete	1018
(c) Concrete Curing Materials	1022.02
(d) Fibers	(Note 3)

Note 1: The latex admixture shall be a uniform, homogeneous, non-toxic, film-forming, polymeric emulsion in water to which all stabilizers have been added at the point of manufacture. The latex admixture shall not contain any chlorides and shall contain 46 to 49 percent solids.

The Contractor shall submit a manufacturer's certification that the latex emulsion meets the requirements of FHWA Research Report RD-78-35, Chapter VI. The certificate shall include the date of manufacture of the latex admixture, batch or lot number, quantity represented, manufacturer's name, and the location of the manufacturing plant. The latex emulsion shall be sampled and tested in accordance with RD-78-35, Chapter VII, Certification Program.

The latex admixture shall be packaged and stored in containers and storage facilities which will protect the material from freezing and from temperatures above 85°F (30°C). Additionally, the material shall not be stored in direct sunlight and shall be shaded when stored outside of buildings during moderate temperatures.

Note 2: Cement shall be Type I portland cement. Fine aggregate shall be natural sand and the coarse aggregate shall be crushed stone or crushed gravel. The gradation of the coarse aggregates shall be CA 13, CA 14 or CA 16.

Note 3: When specified to be used, the fibers shall be macro-size and shall be Type II or III according to ASTM C 1116.

Macro fibers shall have a length between 0.75 and 1.75 inches (19 and 45 mm) and aspect ratio (length divided by the equivalent diameter for the fiber) between 70 and 100.

The fibers proposed for use along with the method of incorporating the fibers into the mix shall be submitted to the Department for approval prior to use.

The dosage rate of fibers shall be per the manufacturer's recommendation but in no case less than 2 lb./cu yd (1.2 kg/cu m). Dosage rates greater than 3.0 lb/cu yd (1.8 kg/cu m) shall be evaluated by field demonstration for fiber clumping, ease of placement, and ease of finishing. The field demonstration shall consist of a minimum 2 cu yd (1.5 cu m) trial batch placed in a 12 ft. x 12 ft. (3.6 m x 3.6 m) slab or other configuration approved by the Engineer. The trial batch will be verified by the Engineer according to the "Portland Cement Concrete Level III Technician" course material. Based on the trial batch, the Department has the option to reduce the dosage rate of fibers.

Mixture Design. The latex concrete shall contain the following approximate units of measure or volumes per cubic yard (cubic meter):

Type I Portland Cement	658 lb. (390 kg)
Latex Admixture	24.5 gal (121.3 L)
Coarse Aggregate	42 to 50 percent by weight (mass) of total aggregate
Water (including free moisture on the fine and coarse aggregates)	157 lb. (93.1 kg) maximum

No air entraining admixtures shall be added to the mix.

This mix design is based on a specific gravity of 2.65 for both the fine and the coarse aggregates. The mix will be adjusted by the Engineer to compensate for aggregate specific gravity and moisture.

The latex concrete shall meet the following requirements:

Slump shall be according to Article 1020.07 and 1020.12: 3 to 6 in. (75 to 150 mm)

Air Content shall be according to Article 1020.08 and 1020.12: 7 percent maximum

Water-cement ratio (considering all the nonsolids in the latex admixture as part of the total water)	0.30 to 0.40
--	--------------

Compressive Strength (14 days)	4000 psi (27,500 kPa) minimum
--------------------------------	-------------------------------

Flexural Strength (14 days)	675 psi (4,650 kPa)
-----------------------------	---------------------

Equipment: The equipment used shall be subject to the approval of the Engineer and shall meet the following requirements:

(a) Surface Preparation Equipment. Surface preparation equipment shall be according to the applicable portions of Section 1100 and the following:

(1) Sawing Equipment. Sawing equipment shall be a concrete saw capable of sawing concrete to the specified depth.

(2) Mechanical Blast Cleaning Equipment. Mechanical blast cleaning may be performed by high-pressure waterblasting or shotblasting. Mechanical blast cleaning equipment shall be capable of removing weak concrete at the surface, including the microfractured concrete surface layer remaining as a result of mechanical scarification, and shall have oil traps.

Mechanical high-pressure waterblasting equipment shall be mounted on a wheeled carriage and shall include multiple nozzles mounted on a rotating assembly, and shall be operated with a 7000 psi (48 MPa) minimum water pressure. The distance between the nozzles and the deck surface shall be kept constant and the wheels shall maintain contact with the deck surface during operation.

- (3) Hand-Held Blast Cleaning Equipment. Blast cleaning using hand-held equipment may be performed by high-pressure waterblasting or abrasive blasting. Hand-held blast cleaning equipment shall have oil traps.

Hand-held high-pressure waterblasting equipment that is used in areas inaccessible to mechanical blast cleaning equipment shall have a minimum water pressure of 7000 psi (48 MPa).

- (4) Mechanical Scarifying Equipment. Scarifying equipment shall be a power-operated, mechanical scarifier capable of uniformly scarifying or removing the old concrete surface and new patches to the depths required in a satisfactory manner. Other types of removal devices may be used if their operation is suitable and they can be demonstrated to the satisfaction of the Engineer.
- (5) Hydro-Scarification Equipment. The hydro-scarification equipment shall consist of filtering and pumping units operating with a computerized, self-propelled robotic machine with gauges and settings that can be easily verified. The equipment shall use water according to Section 1002. The equipment shall be capable of removing in a single pass, sound concrete to the specified depth, and operating at a 16,000 psi (110 MPa) minimum water pressure with a 55 gal/min (208 L/min) minimum water flow rate.
- (6) Vacuum Cleanup Equipment. The equipment shall be equipped with fugitive dust control devices capable of removing wet debris and water all in the same pass. Vacuum equipment shall also be capable of washing the deck with pressurized water prior to the vacuum operation to dislodge all debris and slurry from the deck surface.
- (7) Power-Driven Hand Tools. Power-driven hand tools will be permitted including jackhammers lighter than the nominal 45 lb. (20 kg) class. Jackhammers or chipping hammers shall not be operated at an angle in excess of 45 degrees measured from the surface of the slab.

- (b) Pull-off Test Equipment. Equipment used to perform pull-off testing shall be either approved by the Engineer, or obtained from one of the following approved sources:

James Equipment
007 Bond Tester
800-426-6500

Germann Instruments, Inc.
BOND-TEST Pull-off System
847-329-9999

SDS Company
DYNA Pull-off Tester
805-238-3229

Pull-off test equipment shall include all miscellaneous equipment and materials to perform the test and clean the equipment, as indicated in the Illinois Test procedure 304 and 305 "Pull-off Test (Surface or Overlay Method)". Prior to the start of testing, the Contractor shall submit to the Engineer a technical data sheet and material safety data sheet for the epoxy used to perform the testing. For solvents used to clean the equipment, a material safety data sheet shall be submitted.

- (c) Concrete Equipment: A mobile Portland cement concrete plant shall be used for Latex Concrete and shall be according to Articles 1020.12, 1103.04 and the following:

- (1) The device for proportioning water shall be accurate within one percent.
- (2) The mixer shall be a self-contained, mobile, continuous mixer used in conjunction with volumetric proportioning.
- (3) The mixer shall be calibrated prior to every placement of material or as directed by the Engineer.

- (d) Finishing Equipment. Finishing equipment shall be according to Article 503.03.

- (e) Mechanical Fogging Equipment. Mechanical fogging equipment shall be according to 503.03.

Construction Requirements: Sidewalks, curbs, drains, reinforcement and/or existing transverse and longitudinal joints which are to remain in place shall be protected from damage during scarification and cleaning operations. All damage caused by the Contractor shall be corrected, at the Contractor's expense, to the satisfaction of the Engineer.

The Contractor shall control the runoff water generated by the various construction activities in such a manner as to minimize, to the maximum extent practicable, the discharge of untreated effluent into adjacent waters, and shall properly dispose of the solids generated according to Article 202.03. The Contractor shall submit a water management plan to the Engineer specifying the control measures to be used. The control measures shall be in place prior to the start of runoff water generating activities. Runoff water shall not be allowed to constitute a hazard to adjacent or underlying roadways, waterways, drainage areas or railroads nor be allowed to erode existing slopes.

(a) Deck Preparation:

- (1) Bridge Deck Scarification. The scarification work shall consist of removing the designated concrete deck surface using mechanical and hydro-scarifying equipment as specified. The areas designated shall be scarified to the depth specified on the plans. The depth specified shall be measured from the existing concrete deck surface to the top of peaks remaining after scarification. In areas of the deck not accessible to the scarifying equipment, power-driven hand tools will be permitted. Power driven hand tools shall be used for removal around areas to remain in place.

The Contractor shall use mechanical scarification equipment to remove an initial depth of concrete roughening the concrete deck surface to facilitate hydro-scarification. At a minimum, the last 1/2 in. (13 mm) of removal shall be accomplished with hydro-scarification equipment. If the Contractor's use of mechanical scarifying equipment results in exposing, snagging, or dislodging the top mat of reinforcing steel, the mechanical scarifying depth shall be reduced as necessary immediately. If the exposing, snagging, or dislodging the top mat of reinforcing steel cannot be avoided, the mechanical scarifying shall be stopped immediately and the remaining removal shall be accomplished using the hydro-scarification equipment. All damage to the existing reinforcement resulting from the Contractor's operation shall be repaired or replaced at the Contractor's expense as directed by the Engineer. Replacement shall include the removal of any additional concrete required to position or splice the new reinforcing steel. Undercutting of exposed reinforcement bars shall only be as required to replace or repair damaged reinforcement. Repairs to existing reinforcement shall be according to the Special Provision for "Deck Slab Repair".

Just prior to performing hydro-scarification, the deck shall be sounded, with unsound areas marked on the deck by the Engineer. A trial section, in an area of sound concrete, on the existing deck surface will be designated by the Engineer to calibrate the equipment settings to remove sound concrete to the required depth, in a single pass, and provide a highly roughened bondable surface. The trial section shall consist of approximately 30 sq. ft. (3 sq. m). After calibration in an area of sound concrete, the equipment shall be moved to a second trial section, as designated by the Engineer, in an area containing unsound concrete to verify the calibrated settings are sufficient to remove the unsound concrete. If the calibrated settings are insufficient to remove the unsound concrete, the equipment may be moved back to an area of sound concrete and the calibration settings verified. If the equipment cannot be calibrated to produce the required results in an area of sound concrete, it shall be removed and additional hydro-scarification equipment capable of producing the required results shall be supplied by the Contractor.

After the equipment settings are established, they shall be supplied to the Engineer. These settings include the following:

- a) Water pressure
- b) Water flow rate
- c) Nozzle type and size
- d) Nozzle travel speed
- e) Machine staging control (step/advance rate)

Hydro-scarification may begin after the calibration settings have been approved by the Engineer.

The removal depth shall be verified by the Engineer, as necessary. If sound concrete is being removed below the desired depth, the equipment shall be recalibrated.

After hydro-scarification the deck shall be thoroughly vacuum cleaned in a timely manner before the water and debris are allowed to dry and re-solidify to the deck. The uses of alternative cleaning and debris removal methods to minimize driving heavy vacuum equipment over exposed deck reinforcement may be used subject to the approval of the Engineer.

- (2) Deck Patching. After bridge deck scarification and cleaning, the Engineer will sound the scarified deck and survey the existing reinforcement condition. All remaining unsound concrete and unacceptably corroded reinforcement bars will be marked for additional removal and/or repairs as applicable. All designated repairs and reinforcement treatment shall be completed according to the Special Provision for "Deck Slab Repair" except as noted below:
- a) Partial depth removal will not be measured for payment. Any deck survey information implying partial depth repairs is for information only. Partial depth removal shall be accomplished concurrent with the hydro-scarification operation. After the hydro scarification has been performed to the satisfaction of the Engineer, areas requiring additional partial depth removal of unsound concrete will be paid for according to Article 109.04.
 - b) In areas where unsound concrete extends below the specified removal depth and hydro-scarification completely removes unsound concrete, a full-depth repair is only required when the bottom mat of reinforcement is exposed.
 - c) All full-depth patches shall be struck off to the scarified deck surface and then roughened with a suitable stiff bristled broom or wire brush to provide a rough texture designed to promote bonding of the overlay. Hand finishing of the patch surface shall be kept to a minimum to prevent overworking of the surface.

- d) All full-depth repairs shall be completed prior to final surface preparation.
 - e) Any removal required or made below the specified depth for scarification of the bridge deck, which does not result in full-depth repair, shall be filled with the overlay material at the time of the overlay placement.
 - f) Epoxy coating, on existing reinforcement bars, damaged during hydro-scarification shall not be repaired.
 - g) Undercutting of exposed reinforcement bars shall only be as required to replace or repair damaged or corroded reinforcement.
- (3) Final Surface Preparation. Any areas determined by the Engineer to be inaccessible to scarifying equipment shall be thoroughly blast cleaned with hand-held equipment.

If spoils from the scarification operation are allowed to dry and re-solidify on the deck surface, the deck surface shall be cleaned with mechanical blast cleaning equipment.

Final surface preparation shall also include the cleaning of all dust, debris, concrete fines and other foreign substances from the deck surface including vertical faces of curbs, previously placed adjacent overlays, barrier walls up to a height of 1 in. (25 mm) above the overlay, depressions, and beneath reinforcement bars. Hand-held high-pressure waterblasting equipment shall be used for this operation.

The Department may require surface pull-off testing of areas inaccessible to scarifying equipment. Testing shall be in according to the Illinois Test Procedure 304 "Pull-off Test (Surface Method)". The Contractor shall provide the test equipment. The Engineer shall determine each test location, and each individual test shall have a minimum strength of 175 psi (1,207 kPa). In the case of a failing test, the Contractor shall adjust the blast cleaning method and re-clean the area. Testing will be repeated until satisfactory results are attained.

Exposed reinforcement bars shall be free of dirt, detrimental scale, paint, oil, and other foreign substances which may reduce bond with the concrete. A tight non-scaling coating of rust is not considered objectionable. Loose, scaling rust shall be removed by rubbing with burlap, wire brushing, blast cleaning or other methods approved by the Engineer. All loose reinforcement bars, as determined by the Engineer, shall be retied at the Contractor's expense.

All dust, concrete fines, debris, including water, resulting from the surface preparation shall be confined and shall be immediately and thoroughly removed from all areas of accumulation. If concrete placement does not follow immediately after the final cleaning, the area shall be carefully protected with well-anchored white polyethylene sheeting.

- (b) Pre-placement Procedure. Prior to placing the overlay, the Engineer will inspect the deck surface. All contaminated areas shall be blast cleaned again at the Contractor's expense.

Before placing the overlay, the finishing machine shall be operated over the full length of bridge segment to be overlaid to check support rails for deflection and confirm the minimum overlay thickness. All necessary adjustments shall be made and another check performed, unless otherwise directed by the Engineer.

- (c) Placement Procedure: Concrete placement shall be according to Article 503.07 and the following:

(1) Bonding Method. The deck shall be cleaned to the satisfaction of the Engineer and shall be thoroughly wetted and maintained in a dampened condition with water for at least 12 hours before placement of the overlay. Any excess water shall be removed by compressed air or by vacuuming prior to the beginning of overlay placement. Water shall not be applied to the deck surface within one hour before or at any time during placement of the overlay.

- (2) Overlay Placement. Placement of the concrete shall be according to Article 503.16.

Internal vibration will be required along edges, adjacent to bulkheads, and where the overlay thickness exceeds 3 in. (75 mm). Internal vibration along the longitudinal edges of a pour will be required with a minimum of 2 hand-held vibrators, one on each edge of the pour. Hand finishing will be required along the edges of the pour and shall be done from sidewalks, curbs or work bridges.

A construction dam or bulkhead shall be installed in case of a delay of 30 minutes or more in the concrete placement operation.

All construction joints shall be formed. When required by the Engineer the previously placed overlay shall be sawed full-depth to a straight and vertical edge before fresh concrete is placed. The Engineer will determine the extent of the removal. When longitudinal joints are not shown on the plans, the locations shall be subject to approval by the Engineer and shall not be located in the wheel paths.

The Contractor shall stencil the date of construction (month and year) and the letters LX into the overlay before it takes its final set. If fibers are specified add an extra "F" to the end of the stencil. The stencil shall be located in a conspicuous location, as determined by the Engineer, for each stage of construction. This location shall be outside of the grooving where possible and within 3 ft. (1 m) of an abutment joint. The characters shall be 3 to 4 in. (75 mm to 100 mm) in height, 1/4 in. (5 mm) in depth and face the centerline of the roadway.

(3) Limitations of Operations:

- (a) Weather Limitations. Temperature control for concrete placement shall be according to 1020.14(b). The concrete protection from low air temperatures during the curing period shall be according to Article 1020.13(d). Concrete shall not be placed when rain is expected during the working period. If night placement is required, illumination and placement procedures will be subject to the approval of the Engineer. No additional compensation will be allowed if night work is required.
- (b) Other Limitations. Concrete delivery vehicles driven on the structure shall be limited to a maximum load of 6 cu. yd. (4.6 cu. m).

Mobile concrete mixers, truck mixers, concrete pumps, or other heavy equipment will not be permitted on any portion of the deck where the top reinforcing mat has been exposed. Conveyors, buggy ramps and pump piping shall be installed in a way that will not displace undercut reinforcement bars. Air compressors may be operated on the deck only if located directly over a pier and supported off undercut reinforcement bars. Compressors will not be allowed to travel over undercut reinforcement bars.

Concrete removal may proceed during final cleaning and concrete placement on adjacent portions of the deck, provided the removal does not interfere in any way with the cleaning or placement operations.

Water or contaminants from the hydro-scarification shall not be permitted in areas where the new overlay has been placed until the overlay has cured a minimum of 24 hours.

No concrete shall be removed within 6 ft. (1.8 m) of a newly-placed overlay until the concrete has obtained a minimum compressive strength of 3000 psi (20,700 kPa) or flexural strength of 600 psi (4,150 kPa).

(4) Curing.

Curing. The minimum curing time shall be 48 hours of wet cure followed by 48 hours of dry cure. The wet cure shall be according to Article 1020.13(a)(5) (Wetted Cotton Mat Method). When the cotton mats have been pre-dampened, excess water shall not be allowed to drip from the cotton mats onto the overlay during placement of the mats. After the wet cure is completed all layers of covering materials shall be removed to allow for the dry cure.

If the ambient temperature falls below 50°F (10°C) during either the wet or dry curing periods, the time below 50°F (10°C) will not be included in the 96 hour curing period. If there is sufficient rain to wet the surface of the overlay for more than one hour of the dry cure period, the wet time will not be included in the 48 hour dry cure period.

(5) Opening to Traffic.

No traffic or construction equipment will be permitted on the overlay until after the specified cure period and the concrete has obtained a minimum compressive strength of 4000 psi (27,500 kPa) or flexural strength of 675 psi (4,650 kPa) unless permitted by the Engineer.

- (6) Overlay Testing. The Engineer reserves the right to conduct pull-off tests on the overlay to determine if any areas are not bonded to the underlying concrete, and at a time determined by the Engineer. The overlay will be tested according to the Illinois Test procedure 305 "Pull-off Test (Overlay Method)", and the Contractor shall provide the test equipment. Each individual test shall have a minimum strength of 150 psi (1,034 kPa). Unacceptable test results will require removal and replacement of the overlay at the Contractor's expense, and the locations will be determined by the Engineer. When removing portions of an overlay, the saw cut shall be a minimum depth of 1 in. (25 mm).

If the overlay is to remain in place, all core holes due to testing shall be filled with a rapid set mortar or concrete. Only enough water to permit placement and consolidation by rodding shall be used, and the material shall be struck-off flush with the adjacent material.

For a rapid set mortar mixture, one part packaged rapid set cement shall be combined with two parts fine aggregate, by volume; or a packaged rapid set mortar shall be used. For a rapid set concrete mixture, a packaged rapid set mortar shall be combined with coarse aggregate according to the manufacturer's instructions; or a packaged rapid set concrete shall be used. Mixing of a rapid set mortar or concrete shall be according to the manufacturer's instructions.

Method of Measurement. The area of bridge deck scarification will be measured for payment in square yards (square meters). No additional payment will be made for multiple passes of the equipment.

The concrete overlay will be measured for payment in square yards (square meters).

Additional concrete placed with the overlay, required to fill all depressions below the specified thickness will be measured for payment in cubic yards (cubic meters). The volume will be determined by subtracting the theoretical volume of the overlay from the ticketed volume of overlay delivered minus the volume estimated by the Engineer left in the last truck at the end of the overlay placement. The theoretical cubic yard (cubic meter) quantity for the overlay will be determined by multiplying the plan surface area of the overlay times the specified thickness of the overlay.

Basis of Payment. Bridge deck scarification will be paid for at the contract unit price per square yard (square meter) for BRIDGE DECK SCARIFICATION of the depth specified.

Latex concrete overlay will be paid for at the contract unit price per square yard (square meter) for BRIDGE DECK LATEX CONCRETE OVERLAY, of the thickness specified. The additional volume of overlay required to fill all depressions below the specified thickness and/or for grade adjustments will be paid for at the Contractor's actual material cost for the latex concrete per cubic yard (cubic meter) times an adjustment factor. For volumes 15 percent or less over the theoretical volume of the overlay the adjustment factor will be 1.15. For volumes greater than 15 percent the adjustment factor will be 1.25 for that volume over 15 percent of the theoretical volume of the overlay.

Areas requiring additional partial depth removal of unsound concrete after hydro-scarification will be paid for according to Article 109.04.

When the Engineer conducts pull-off tests on the existing surface or overlay and they are acceptable, Contractor expenses incurred due to testing and for filling core holes will be paid according to Article 109.04. Unacceptable pull-off tests will be at the Contractor's expense.

STRUCTURAL REPAIR OF CONCRETE

Effective: March 15, 2006

Revised: April 1, 2016

Description. This work shall consist of structurally repairing concrete.

Materials. Materials shall be according to the following.

Item	Article/Section
(a) Portland Cement Concrete (Note 1)	1020
(b) R1 or R2 Concrete (Note 2)	
(c) Normal Weight Concrete (Notes 3 and 4)	
(d) Shotcrete (High Performance) (Notes 5 and 6)	
(e) Reinforcement Bars	1006.10
(f) Anchor Bolts	1006.09
(g) Water	1002
(h) Curing Compound	1022.01
(i) Cotton Mats	1022.02
(j) Protective Coat	1023.01
(k) Epoxy (Note 7)	1025
(l) Mechanical Bar Splicers	508.06(c)

- Note 1. The concrete shall be Class SI, except the cement factor shall be a minimum 6.65 cwt/cu yd (395 kg/cu m), the coarse aggregate shall be a CA 16, and the strength shall be a minimum 4000 psi (27,500 kPa) compressive or 675 psi (4650 kPa) flexural at 14 days. A high range water-reducing admixture shall be used to obtain a 5-7 in. (125-175 mm) slump, but a cement factor reduction according to Article 1020.05(b)(8) is prohibited. A self-consolidating concrete mixture is also acceptable per Article 1020.04, except the mix design requirements of this note regarding the cement factor, coarse aggregate, strength, and cement factor reduction shall apply.
- Note 2. The R1 or R2 concrete shall be from the Department's approved list of Packaged, Dry, Rapid Hardening, Cementitious Materials for Concrete Repairs. The R1 or R2 concrete shall comply with the air content and strength requirements for Class SI concrete as indicated in Note 1. Mixing shall be per the manufacturer's recommendations, except the water/cement ratio shall not exceed the value specified for Class SI concrete as indicated in Note 1. A high range water-reducing admixture shall be used to obtain a 5-7 in. (125-175 mm) slump, and a retarder may be required to allow time to perform the required field tests. The admixtures shall be per the manufacturer's recommendation, and the Department's approved list of Concrete Admixtures shall not apply.
- Note 3. The "high slump" packaged concrete mixture shall be from the Department's approved list of Packaged, Dry, Formed, Concrete Repair Mixtures. The materials and preparation of aggregate shall be according to ASTM C 387. The cement factor shall be 6.65 cwt/cu yd (395 kg/cu m) minimum to 7.05 cwt/cu yd (418 kg/cu m) maximum. Cement replacement with fly ash or ground granulated blast-furnace slag shall be according to Section 1020. The "high slump" packaged concrete mixture shall have a water soluble chloride ion content of less than 0.40 lb/cu yd (0.24 kg/cu m). The test shall be performed according to ASTM C 1218, and the "high slump" packaged concrete mixture shall have an age of 28 to 42 days at the time of test. The ASTM C 1218 test shall be performed by an independent lab a minimum of once every two years, and the test results shall be provided to the Department. The coarse aggregate shall be a maximum size of 1/2 in. (12.5 mm). The packaged concrete mixture shall comply with the air content and strength requirements for Class SI concrete as indicated in Note 1. Mixing shall be per the manufacturer's recommendations, except the water/cement ratio shall not exceed the value specified for Class SI concrete as indicated in Note 1. A high range water-reducing admixture shall be used to obtain a 5-7 in. (125-175 mm) slump. The admixture shall be per the manufacturer's recommendation, and the Department's approved list of Concrete Admixtures shall not apply. A maximum slump of 10 in. (250 mm) may be permitted if no segregation is observed by the Engineer in a laboratory or field evaluation.

Note 4 The “self-consolidating concrete” packaged concrete mixture shall be from the Department’s approved list of Packaged, Dry, Formed, Concrete Repair Mixtures. The materials and preparation of aggregate shall be according to ASTM C 387. The cement factor shall be 6.65 cwt/cu yd (395 kg/cu m) minimum to 7.05 cwt/cu yd (418 kg/cu m) maximum. Cement replacement with fly ash or ground granulated blast-furnace slag shall be according to Section 1020. The “self-consolidating concrete” packaged concrete mixture shall have a water soluble chloride ion content of less than 0.40 lb/cu yd (0.24 kg/cu m). The test shall be performed according to ASTM C 1218, and the “self-consolidating concrete” packaged concrete mixture shall have an age of 28 to 42 days at the time of test. The ASTM C 1218 test shall be performed by an independent lab a minimum of once every two years, and the test results shall be provided to the Department. The concrete mixture should be uniformly graded, and the coarse aggregate shall be a maximum size of 1/2 in. (12.5 mm). The fine aggregate proportion shall be a maximum 50 percent by weight (mass) of the total aggregate used. The packaged concrete mixture shall comply with the air content and strength requirements for Class SI concrete as indicated in Note 1. Mixing shall be per the manufacturer’s recommendations, except the water/cement ratio shall not exceed the value specified for Class SI concrete as indicated in Note 1. The admixtures used to produce self-consolidating concrete shall be per the manufacturer’s recommendation, and the Department’s approved list of Concrete Admixtures shall not apply. The packaged concrete mixture shall meet the self-consolidating requirements of Article 1020.04.

Note 5. Packaged shotcrete that includes aggregate shall be from the Department’s approved list of Packaged High Performance Shotcrete, and independent laboratory test results showing the product meets Department specifications will be required. The product shall be a packaged, pre-blended, and dry combination of materials, for the wet-mix shotcrete method according to ASTM C 1480. A non-chloride accelerator may be used according to the shotcrete manufacturer’s recommendations. The shotcrete shall be Type FA or CA, Grade FR, and Class I. The fibers shall be Type III synthetic according to ASTM C 1116.

The packaged shotcrete shall have a water soluble chloride ion content of less than 0.40 lb/cu yd (0.24 kg/cu m). The test shall be performed according to ASTM C 1218, and the hardened shotcrete shall have an age of 28 to 42 days at the time of test. The ASTM C 1218 test shall be performed by an independent lab a minimum of once every two years, and the test results shall be provided to the Department.

Each individual aggregate used in the packaged shotcrete shall have either a maximum ASTM C 1260 expansion of 0.16 percent or a maximum ASTM C 1293 expansion of 0.040 percent. However, the ASTM C 1260 value may be increased to 0.27 percent for each individual aggregate if the cement total equivalent alkali content ($\text{Na}_2\text{O} + 0.658\text{K}_2\text{O}$) does not exceed 0.60 percent. As an alternative to these requirements, ASTM C 1567 testing which shows the packaged shotcrete has a maximum expansion of 0.16 percent may be submitted. The ASTM C 1260, C 1293, or C 1567 test shall be performed a minimum of once every two years.

The 7 and 28 day compressive strength requirements in ASTM C 1480 shall not apply. Instead the shotcrete shall obtain a minimum compressive strength of 4000 psi (27,500 kPa) at 14 days.

The packaged shotcrete shall be limited to the following proportions:

The portland cement and finely divided minerals shall be 6.05 cwt/cu yd (360 kg/cu m) to 8.50 cwt/cu yd (505 kg/cu m) for Type FA and 6.05 cwt/cu yd (360 kg/cu. m) to 7.50 cwt/cu yd (445 kg/cu m) for Type CA. The portland cement shall not be below 4.70 cwt/cu yd (279 kg/cu m) for Type FA or CA.

The finely divided mineral(s) shall constitute a maximum of 35 percent of the total cement plus finely divided mineral(s).

Class F fly ash is optional and the maximum shall be 20 percent by weight (mass) of cement.

Class C fly ash is optional and the maximum shall be 25 percent by weight (mass) of cement.

Ground granulated blast-furnace slag is optional and the maximum shall be 30 percent by weight (mass) of cement.

Microsilica is required and shall be a minimum of 5 percent by weight (mass) of cement, and a maximum of 10 percent. As an alternative to microsilica, high-reactivity metakaolin may be used at a minimum of 5 percent by weight (mass) of cement, and a maximum of 10 percent.

Fly ash shall not be used in combination with ground granulated blast-furnace slag. Class F fly ash shall not be used in combination with Class C fly ash. Microsilica shall not be used in combination with high-reactivity metakaolin. A finely divided mineral shall not be used in combination with a blended hydraulic cement, except for microsilica or high-reactivity metakaolin.

The water/cement ratio as defined in Article 1020.06 shall be a maximum of 0.42.

The air content as shot shall be 4.0 – 8.0 percent.

Note 6 Packaged shotcrete that does not include pre-blended aggregate shall be from the Department's approved list of Packaged High Performance Shotcrete, and independent laboratory test results showing the product meets Department specifications will be required. The shotcrete shall be according to Note 5, except the added aggregate shall be according to Articles 1003.02 and 1004.02 in addition to each individual aggregate meeting the maximum expansion requirements of Note 5. The aggregate gradation shall be according to the manufacturer. The shotcrete shall be batched and mixed with added aggregate according to the manufacturer.

Note 7. In addition ASTM C 881, Type IV, Grade 2 or 3, Class A, B, or C may be used.

Equipment. Equipment shall be according to Article 503.03 and the following.

Chipping Hammer – The chipping hammer for removing concrete shall be a light-duty pneumatic or electric tool with a 15 lb. (7 kg) maximum class or less.

Blast Cleaning Equipment – Blast cleaning equipment for concrete surface preparation shall be the abrasive type, and the equipment shall have oil traps.

Hydrodemolition Equipment – Hydrodemolition equipment for removing concrete shall be calibrated, and shall use water according to Section 1002.

High Performance Shotcrete Equipment – The batching, mixing, pumping, hose, nozzle, and auxiliary equipment shall be for the wet-mix shotcrete method, and shall meet the requirements of ACI 506R.

Construction Requirements

General. The repair methods shall be either formed concrete repair or shotcrete. The repair method shall be selected by the Contractor with the following rules.

- (a) Rule 1. For formed concrete repair, a subsequent patch to repair the placement point after initial concrete placement will not be allowed. As an example, this may occur in a vertical location located at the top of the repair.
- (b) Rule 2. Formed concrete repair shall not be used for overhead applications.
- (c) Rule 3. If formed concrete repair is used for locations that have reinforcement with less than 0.75 in. (19 mm) of concrete cover, the concrete mixture shall contain fly ash or ground granulated blast-furnace slag at the maximum cement replacement allowed.
- (d) Rule 4. Shotcrete shall not be used for any repair greater than 6 in. (150 mm) in depth, except in horizontal applications, where the shotcrete may be placed from above in one lift.
- (e) Rule 5. Shotcrete shall not be used for column repairs greater than 4 in. (100 mm) in depth, unless the shotcrete mixture contains 3/8 in. (9.5 mm) aggregate.

Temporary Shoring or Cribbing. When a temporary shoring or cribbing support system is required, the Contractor shall provide details and computations, prepared and sealed by an Illinois licensed Structural Engineer, to the Department for review and approval. When ever possible the support system shall be installed prior to starting the associated concrete removal. If no system is specified, but during the course of removal the need for temporary shoring or cribbing becomes apparent or is directed by the Engineer due to a structural concern, the Contractor shall not proceed with any further removal work until an appropriate and approved support system is installed.

Concrete Removal. The Contractor shall provide ladders or other appropriate equipment for the Engineer to mark the removal areas. Repair configurations will be kept simple, and squared corners will be preferred. The repair perimeter shall be sawed a depth of 1/2 in. (13 mm) or less, as required to avoid cutting the reinforcement. Any cut reinforcement shall be repaired or replaced at the expense of the Contractor. If the concrete is broken or removed beyond the limits of the initial saw cut, the new repair perimeter shall be recut. The areas to be repaired shall have all loose, unsound concrete removed completely by the use of chipping hammers, hydrodemolition equipment, or other methods approved by the Engineer. The concrete removal shall extend along the reinforcement bar until the reinforcement is free of bond inhibiting corrosion. Reinforcement bar with 50 percent or more exposed shall be undercut to a depth of 3/4 in. (19 mm) or the diameter of the reinforcement bar, whichever is greater.

If sound concrete is encountered before existing reinforcement bars are exposed, further removal of concrete shall not be performed unless the minimum repair depth is not met.

The repair depth shall be a minimum of 1 in. (25 mm). The substrate profile shall be $\pm 1/16$ in. (± 1.5 mm). The perimeter of the repair area shall have a vertical face.

If a repair is located at the ground line, any excavation required below the ground line to complete the repair shall be included in this work.

The Contractor shall have a maximum of 14 calendar days to complete each repair location with concrete or shotcrete, once concrete removal has started for the repair.

The Engineer shall be notified of concrete removal that exceeds 6 in. (150 mm) in depth, one fourth the cross section of a structural member, more than half the vertical column reinforcement is exposed in a cross section, more than 6 consecutive reinforcement bars are exposed in any direction, within 1.5 in. (38 mm) of a bearing area, or other structural concern. Excessive deterioration or removal may require further evaluation of the structure or installation of temporary shoring and cribbing support system.

Surface Preparation. Prior to placing the concrete or shotcrete, the Contractor shall prepare the repair area and exposed reinforcement by blast cleaning. The blast cleaning shall provide a surface that is free of oil, dirt, and loose material.

If a succeeding layer of shotcrete is to be applied, the initial shotcrete surface and remaining exposed reinforcement shall be free of curing compound, oil, dirt, loose material, rebound (i.e. shotcrete material leaner than the original mixture which ricochets off the receiving surface), and overspray. Preparation may be by lightly brushing or blast cleaning if the previous shotcrete surface is less than 36 hours old. If more than 36 hours old, the surface shall be prepared by blast cleaning.

The repair area and perimeter vertical face shall have a rough surface. Care shall be taken to ensure the sawcut face is roughened by blast cleaning. Just prior to concrete or shotcrete placement, saturate the repair area with water to a saturated surface-dry condition. Any standing water shall be removed.

Concrete or shotcrete placement shall be done within 3 calendar days of the surface preparation or the repair area shall be prepared again.

Reinforcement. Exposed reinforcement bars shall be cleaned of concrete and corrosion by blast cleaning. After cleaning, all exposed reinforcement shall be carefully evaluated to determine if replacement or additional reinforcement bars are required.

Reinforcing bars that have been cut or have lost 25 percent or more of their original cross sectional area shall be supplemented by new in kind reinforcement bars. New bars shall be lapped a minimum of 32 bar diameters to existing bars. A mechanical bar splicer shall be used when it is not feasible to provide the minimum bar lap. No welding of bars shall be performed.

Intersecting reinforcement bars shall be tightly secured to each other using 0.006 in. (1.6 mm) or heavier gauge tie wire, and shall be adequately supported to minimize movement during concrete placement or application of shotcrete.

For reinforcement bar locations with less than 0.75 in. (19 mm) of cover, protective coat shall be applied to the completed repair. The application of the protective coat shall be according to Article 503.19, 2nd paragraph, except blast cleaning shall be performed to remove curing compound.

The Contractor shall anchor the new concrete to the existing concrete with 3/4 in. (19 mm) diameter hook bolts for all repair areas where the depth of concrete removal is greater than 8 in. (205 mm) and there is no existing reinforcement extending into the repair area. The hook bolts shall be spaced at 15 in. (380 mm) maximum centers both vertically and horizontally, and shall be a minimum of 12 in. (305 mm) away from the perimeter of the repair. The hook bolts shall be installed according to Section 584.

Repair Methods. All repair areas shall be inspected and approved by the Engineer prior to placement of the concrete or application of the shotcrete.

- (a) Formed Concrete Repair. Falsework shall be according to Article 503.05. Forms shall be according to Article 503.06. Formwork shall provide a smooth and uniform concrete finish, and shall approximately match the existing concrete structure. Formwork shall be mortar tight and closely fitted where they adjoin the existing concrete surface to prevent leakage. Air vents may be provided to reduce voids and improve surface appearance. The Contractor may use exterior mechanical vibration, as approved by the Engineer, to release air pockets that may be entrapped.

The concrete for formed concrete repair shall be a Class SI Concrete, or a packaged R1 or R2 Concrete with coarse aggregate added, or a packaged Normal Weight Concrete at the Contractor's option. The concrete shall be placed and consolidated according to Article 503.07. The concrete shall not be placed when frost is present on the surface of the repair area, or the surface temperature of the repair area is less than 40 °F (4 °C). All repaired members shall be restored as close as practicable to their original dimensions.

Curing shall be done according to Article 1020.13.

If temperatures below 45°F (7°C) are forecast during the curing period, protection methods shall be used. Protection Method I according to Article 1020.13(d)(1), or Protection Method II according to Article 1020.13(d)(2) shall be used during the curing period.

The surfaces of the completed repair shall be finished according to Article 503.15.

- (b) Shotcrete. Shotcrete shall be tested by the Engineer for air content according to Illinois Modified AASHTO T 152. The sample shall be obtained from the discharge end of the nozzle by shooting a pile large enough to scoop a representative amount for filling the air meter measuring bowl. Shotcrete shall not be shot directly into the measuring bowl for testing.

For compressive strength of shotcrete, a 18 x 18 x 3.5 in. (457 x 457 x 89 mm) test panel shall be shot by the Contractor for testing by the Engineer. A steel form test panel shall have a minimum thickness of 3/16 in. (5 mm) for the bottom and sides. A wood form test panel shall have a minimum 3/4 in. (19 mm) thick bottom, and a minimum 1.5 in. (38 mm) thickness for the sides. The test panel shall be cured according to Article 1020.13 (a) (3) or (5) while stored at the jobsite and during delivery to the laboratory. After delivery to the laboratory for testing, curing and testing shall be according to ASTM C 1140.

The method of alignment control (i.e. ground wires, guide strips, depth gages, depth probes, and formwork) to ensure the specified shotcrete thickness and reinforcing bar cover is obtained shall be according to ACI 506R. Ground wires shall be removed after completion of cutting operations. Guide strips and formwork shall be of dimensions and a configuration that do not prevent proper application of shotcrete. Metal depth gauges shall be cut 1/4 in. (6 mm) below the finished surface. All repaired members shall be restored as close as practicable to their original dimensions.

For air temperature limits when applying shotcrete in cold weather, the first paragraph of Article 1020.14(b) shall apply. For hot weather, shotcrete shall not be applied when the air temperature is greater than 90°F (32°C). The applied shotcrete shall have a minimum temperature of 50°F (10°C) and a maximum temperature of 90°F (32°C). The shotcrete shall not be applied during periods of rain unless protective covers or enclosures are installed. The shotcrete shall not be applied when frost is present on the surface of the repair area, or the surface temperature of the repair area is less than 40°F (4°C). If necessary, lighting shall be provided to provide a clear view of the shooting area.

The shotcrete shall be applied according to ACI 506R, and shall be done in a manner that does not result in cold joints, laminations, sandy areas, voids, sags, or separations. In addition, the shotcrete shall be applied in a manner that results in maximum densification of the shotcrete. Shotcrete which is identified as being unacceptable while still plastic shall be removed and re-applied.

The nozzle shall normally be at a distance of 2 to 5 ft. (0.6 to 1.5 m) from the receiving surface, and shall be oriented at right angles to the receiving surface. Exceptions to this requirement will be permitted to fill corners, encase large diameter reinforcing bars, or as approved by the Engineer. For any exception, the nozzle shall never be oriented more than 45 degrees from the surface. Care shall be taken to keep the front face of the reinforcement bar clean during shooting operations. Shotcrete shall be built up from behind the reinforcement bar. Accumulations of rebound and overspray shall be continuously removed prior to application of new shotcrete. Rebound material shall not be incorporated in the work.

Whenever possible, shotcrete shall be applied to the full thickness in a single layer. The maximum thickness shall be according to Rules 4 and 5 under Construction Requirements, General. When two or more layers are required, the minimum number shall be used and shall be done in a manner without sagging or separation. A flash coat (i.e. a thin layer of up to 1/4 in. (6 mm) applied shotcrete) may be used as the final lift for overhead applications.

Prior to application of a succeeding layer of shotcrete, the initial layer of shotcrete shall be prepared according to the surface preparation and reinforcement bar cleaning requirements. Upon completion of the surface preparation and reinforcement bar treatment, water shall be applied according to the surface preparation requirements unless the surface is moist. The second layer of shotcrete shall then be applied within 30 minutes.

Shotcrete shall be cut back to line and grade using trowels, cutting rods, screeds or other suitable devices. The shotcrete shall be allowed to stiffen sufficiently before cutting. Cutting shall not cause cracks or delaminations in the shotcrete. For depressions, cut material may be used for small areas. Rebound material shall not be incorporated in the work. For the final finish, a wood float shall be used to approximately match the existing concrete texture. A manufacturer approved finishing aid may be used. Water shall not be used as a finishing aid. All repaired members shall be restored as close as practicable to their original dimensions.

Contractor operations for curing shall be continuous with shotcrete placement and finishing operations. Curing shall be accomplished using wetted cotton mats, membrane curing, or a combination of both. Cotton mats shall be applied according to Article 1020.13(a)(5) except the exposed layer of shotcrete shall be covered within 10 minutes after finishing, and wet curing shall begin immediately. Curing compound shall be applied according to Article 1020.13(a)(4), except the curing compound shall be applied as soon as the shotcrete has hardened sufficiently to prevent marring the surface, and each of the two separate applications shall be applied in opposite directions to ensure coverage. The curing compound shall be according to Article 1022.01. Note 5 of the Index Table in Article 1020.13 shall apply to the membrane curing method.

When a shotcrete layer is to be covered by a succeeding shotcrete layer within 36 hours, the repair area shall be protected with intermittent hand fogging, or wet curing with either burlap or cotton mats shall begin within 10 minutes. Intermittent hand fogging may be used only for the first hour. Thereafter, wet curing with burlap or cotton mats shall be used until the succeeding shotcrete layer is applied. Intermittent hand fogging may be extended to the first hour and a half if the succeeding shotcrete layer is applied by the end of this time.

The curing period shall be for 7 days, except when there is a succeeding layer of shotcrete. In this instance, the initial shotcrete layer shall be cured until the surface preparation and reinforcement bar treatment is started.

If temperatures below 45°F (7°C) are forecast during the curing period, protection methods shall be used. Protection Method I according to Article 1020.13(d)(1), or Protection Method II according to Article 1020.13(d)(2) shall be used during the curing period

Inspection of Completed Work. The Contractor shall provide ladders or other appropriate equipment for the Engineer to inspect the repaired areas. After curing but no sooner than 28 days after placement of concrete or shooting of shotcrete, the repair shall be examined for conformance with original dimensions, cracks, voids, and delaminations. Sounding for delaminations will be done with a hammer or by other methods determined by the Engineer.

The acceptable tolerance for conformance of a repaired area shall be within 1/4 in. (6 mm) of the original dimensions. A repaired area not in dimensional conformance or with delaminations shall be removed and replaced.

A repaired area with cracks or voids shall be considered as nonconforming. Exceeding one or more of the following crack and void criteria shall be cause for removal and replacement of a repaired area.

1. The presence of a single surface crack greater than 0.01 in. (0.25 mm) in width and greater than 12 in. (300 mm) in length.
2. The presence of two or more surface cracks greater than 0.01 in. (0.25 mm) in width that total greater than 24 in. (600 mm) in length.
3. The presence of map cracking in one or more regions totaling 15 percent or more of the gross surface area of the repair.
4. The presence of two or more surface voids with least dimension 3/4 in. (19 mm) each.

A repaired area with cracks or voids that do not exceed any of the above criteria may remain in place, as determined by the Engineer.

If a nonconforming repair is allowed to remain in place, cracks greater than 0.007 in. (0.2 mm) in width shall be repaired with epoxy according to Section 590. For cracks less than or equal to 0.007 in. (0.2 mm) in width, the epoxy may be applied to the surface of the crack. Voids shall be repaired according to Article 503.15.

Publications and Personnel Requirements. The Contractor shall provide a current copy of ACI 506R to the Engineer a minimum of one week prior to start of construction.

The shotcrete personnel who perform the work shall have current American Concrete Institute (ACI) nozzle men certification for vertical wet and overhead wet applications, except one individual may be in training. This individual shall be adequately supervised by a certified ACI nozzle men as determined by the Engineer. A copy of the nozzle men certificate(s) shall be given to the Engineer.

Method of Measurement. This work will be measured for payment in place and the area computed in square feet (square meters). For a repair at a corner, both sides will be measured.

Basis of Payment. This work will be paid for at the contract unit price per square foot (square meter) for STRUCTURAL REPAIR OF CONCRETE (DEPTH GREATER THAN 5 IN. (125 MM), STRUCTURAL REPAIR OF CONCRETE (DEPTH EQUAL TO OR LESS THAN 5 IN. (125 MM).

When not specified to be paid for elsewhere, the work to design, install, and remove the temporary shoring and cribbing will be paid for according to Article 109.04.

With the exception of reinforcement damaged by the Contractor during removal, the furnishing and installation of supplemental reinforcement bars, mechanical bar splicers, hook bolts, and protective coat will be paid according to Article 109.04.

BRIDGE DECK CONSTRUCTION

Effective: October 22, 2013

Revised: December 21, 2016

When Diamond Grinding of Bridge Sections is specified, hand finishing of the deck surface shall be limited to areas not finished by the finishing machine and to address surface corrections according to Article 503.16(a)(2). Hand finishing shall be limited as previously stated solely for the purpose of facilitating a more timely application of the curing protection. In addition the requirements of 503.16(a)(3)a. and 503.16(a)(4) will be waived.

Revise the Second Paragraph of Article 503.06(b) to read as follows.

“When the Contractor uses cantilever forming brackets on exterior beams or girders, additional requirements shall be as follows.”

Revise Article 503.06(b)(1) to read as follows.

“(1) Bracket Placement. The spacing of brackets shall be per the manufacturer’s published design specifications for the size of the overhang and the construction loads anticipated. The resulting force of the leg brace of the cantilever bracket shall bear on the web within 6 inches (150 mm) of the bottom flange of the beam or girder.”

Revise Article 503.06(b)(2) to read as follows.

“(2) Beam Ties. The top flange of exterior steel beams or girders supporting the cantilever forming brackets shall be tied to the bottom flange of the next interior beam. The top flange of exterior concrete beams supporting the cantilever forming brackets shall be tied to the top flange of the next interior beam. The ties shall be spaced at 4 ft (1.2 m) centers. Permanent cross frames on steel girders may be considered a tie. Ties shall be a minimum of 1/2 inch (13 mm) diameter threaded rod with an adjusting mechanism for drawing the tie taut. The ties shall utilize hanger brackets or clips which hook onto the flange of steel beams. No welding will be permitted to the structural steel or stud shear connectors, or to reinforcement bars of concrete beams, for the installation of the tie bar system. After installation of the ties and blocking, the tie shall be drawn taut until the tie does not vary from a straight line from beam to beam. The tie system shall be approved by the Engineer.”

Revise Article 503.06(b)(3) to read as follows.

“(3) Beam Blocks. Suitable beam blocks of 4 in x 4 in (100 x 100 mm) timbers or metal structural shapes of equivalent strength or better, acceptable to the Engineer, shall be wedged between the webs of the two beams tied together, within 6 inches (150 mm) of the bottom flange at each location where they are tied. When it is not feasible to have the resulting force from the leg brace of the cantilever brackets transmitted to the web within 6 inches (150 mm) of the bottom flange, then additional blocking shall be placed at each bracket to transmit the resulting force to within 6 inches (150 mm) of the bottom flange of the next interior beam or girder.”

Delete the last paragraph of Article 503.06(b).

BUTT JOINTS (BDE)

Effective: July 1, 2016

Add the following to Article 406.08 of the Standard Specifications.

“(c) Temporary Plastic Ramps. Temporary plastic ramps shall be made of high density polyethylene meeting the properties listed below. Temporary plastic ramps shall only be used on roadways with permanent posted speeds of 55 mph or less. The ramps shall have a minimum taper rate of 1:30 (V:H). The leading edge of the plastic ramp shall have a maximum thickness of 1/4 in. (6 mm) and the trailing edge shall match the height of the adjacent pavement \pm 1/4 in. (\pm 6 mm).

The ramp will be accepted by certification. The Contractor shall furnish a certification from the manufacturer stating the temporary plastic ramp meets the following requirements.

Physical Property	Test Method	Requirement
Melt Index	ASTM D 1238	8.2 g/10 minutes
Density	ASTM D 1505	0.965 g/cc
Tensile Strength @ Break	ASTM D 638	2223 psi (15 MPa)
Tensile Strength @ Yield	ASTM D 638	4110 psi (28 MPa)
Elongation @ Yield ^{1/} , percent	ASTM D 638	7.3 min.
Durometer Hardness, Shore D	ASTM D 2240	65
Heat Deflection Temperature, 66 psi	ASTM D 648	176 °F (80 °C)
Low Temperature Brittleness, F ₅₀	ASTM D 746	<-105 °F (<-76 °C)

1/ Crosshead speed -2 in./minute

The temporary plastic ramps shall be installed according to the manufacturer's specifications and fastened with anchors meeting the manufacturer's recommendations. Temporary plastic ramps that fail to stay in place or create a traffic hazard shall be replaced immediately with temporary HMA ramps at the Contractor's expense.”

COMPENSABLE DELAY COSTS (BDE)

Effective: June 2, 2017

Revise Article 107.40(b) of the Standard Specifications to read:

“(b) Compensation. Compensation will not be allowed for delays, inconveniences, or damages sustained by the Contractor from conflicts with facilities not meeting the above definition; or if a conflict with a utility in an unanticipated location does not cause a shutdown of the work or a documentable reduction in the rate of progress exceeding the limits set herein. The provisions of Article 104.03 notwithstanding, compensation for delays caused by a utility in an unanticipated location will be paid according to the provisions of this Article governing minor and major delays or reduced rate of production which are defined as follows.

- (1) Minor Delay. A minor delay occurs when the work in conflict with the utility in an unanticipated location is completely stopped for more than two hours, but not to exceed two weeks.
- (2) Major Delay. A major delay occurs when the work in conflict with the utility in an unanticipated location is completely stopped for more than two weeks.
- (3) Reduced Rate of Production Delay. A reduced rate of production delay occurs when the rate of production on the work in conflict with the utility in an unanticipated location decreases by more than 25 percent and lasts longer than seven calendar days.”

Revise Article 107.40(c) of the Standard Specifications to read:

“(c) Payment. Payment for Minor, Major, and Reduced Rate of Production Delays will be made as follows.

- (1) Minor Delay. Labor idled which cannot be used on other work will be paid for according to Article 109.04(b)(1) and (2) for the time between start of the delay and the minimum remaining hours in the work shift required by the prevailing practice in the area.

Equipment idled which cannot be used on other work, and which is authorized to standby on the project site by the Engineer, will be paid for according to Article 109.04(b)(4).

- (2) Major Delay. Labor will be the same as for a minor delay.

Equipment will be the same as for a minor delay, except Contractor-owned equipment will be limited to two weeks plus the cost of move-out to either the Contractor's yard or another job and the cost to re-mobilize, whichever is less. Rental equipment may be paid for longer than two weeks provided the Contractor presents adequate support to the Department (including lease agreement) to show retaining equipment on the job is the most economical course to follow and in the public interest.

- (3) Reduced Rate of Production Delay. The Contractor will be compensated for the reduced productivity for labor and equipment time in excess of the 25 percent threshold for that portion of the delay in excess of seven calendar days. Determination of compensation will be in accordance with Article 104.02, except labor and material additives will not be permitted.

Payment for escalated material costs, escalated labor costs, extended project overhead, and extended traffic control will be determined according to Article 109.13."

Revise Article 108.04(b) of the Standard Specifications to read:

"(b) No working day will be charged under the following conditions.

- (1) When adverse weather prevents work on the controlling item.
- (2) When job conditions due to recent weather prevent work on the controlling item.
- (3) When conduct or lack of conduct by the Department or its consultants, representatives, officers, agents, or employees; delay by the Department in making the site available; or delay in furnishing any items required to be furnished to the Contractor by the Department prevents work on the controlling item.
- (4) When delays caused by utility or railroad adjustments prevent work on the controlling item.
- (5) When strikes, lock-outs, extraordinary delays in transportation, or inability to procure critical materials prevent work on the controlling item, as long as these delays are not due to any fault of the Contractor.
- (6) When any condition over which the Contractor has no control prevents work on the controlling item."

Revise Article 109.09(f) of the Standard Specifications to read:

“(f) Basis of Payment. After resolution of a claim in favor of the Contractor, any adjustment in time required for the work will be made according to Section 108. Any adjustment in the costs to be paid will be made for direct labor, direct materials, direct equipment, direct jobsite overhead, direct offsite overhead, and other direct costs allowed by the resolution. Adjustments in costs will not be made for interest charges, loss of anticipated profit, undocumented loss of efficiency, home office overhead and unabsorbed overhead other than as allowed by Article 109.13, lost opportunity, preparation of claim expenses and other consequential indirect costs regardless of method of calculation.

The above Basis of Payment is an essential element of the contract and the claim cost recovery of the Contractor shall be so limited.”

Add the following to Section 109 of the Standard Specifications.

“**109.13 Payment for Contract Delay.** Compensation for escalated material costs, escalated labor costs, extended project overhead, and extended traffic control will be allowed when such costs result from a delay meeting the criteria in the following table.

Contract Type	Cause of Delay	Length of Delay
Working Days	Article 108.04(b)(3) or Article 108.04(b)(4)	No working days have been charged for two consecutive weeks.
Completion Date	Article 108.08(b)(1) or Article 108.08(b)(7)	The Contractor has been granted a minimum two week extension of contract time, according to Article 108.08.

Payment for each of the various costs will be according to the following.

(a) Escalated Material and/or Labor Costs. When the delay causes work, which would have otherwise been completed, to be done after material and/or labor costs have increased, such increases will be paid. Payment for escalated material costs will be limited to the increased costs substantiated by documentation furnished by the Contractor. Payment for escalated labor costs will be limited to those items in Article 109.04(b)(1) and (2), except the 35 percent and 10 percent additives will not be permitted.

(b) Extended Project Overhead. For the duration of the delay, payment for extended project overhead will be paid as follows.

(1) Direct Jobsite and Offsite Overhead. Payment for documented direct jobsite overhead and documented direct offsite overhead, including onsite supervisory and administrative personnel, will be allowed according to the following table.

Original Contract Amount	Supervisory and Administrative Personnel
Up to \$5,000,000	One Project Superintendent
Over \$ 5,000,000 - up to \$25,000,000	One Project Manager, One Project Superintendent or Engineer, and One Clerk
Over \$25,000,000 - up to \$50,000,000	One Project Manager, One Project Superintendent, One Engineer, and One Clerk
Over \$50,000,000	One Project Manager, Two Project Superintendents, One Engineer, and One Clerk

(2) Home Office and Unabsorbed Overhead. Payment for home office and unabsorbed overhead will be calculated as 8 percent of the total delay cost.

(c) Extended Traffic Control. Traffic control required for an extended period of time due to the delay will be paid. For working day contracts the payment will be made according to Article 109.04. For completion date contracts, an adjustment will be determined as follows.

Extended Traffic Control occurs between April 1 and November 30:

$$\text{ETCP Adjustment (\$)} = \text{TE} \times (\% / 100 \times \text{CUP} / \text{OCT})$$

Extended Traffic Control occurs between December 1 and March 31:

$$\text{ETCP Adjustment (\$)} = \text{TE} \times 1.5 (\% / 100 \times \text{CUP} / \text{OCT})$$

Where: TE = Duration of approved time extension in calendar days.
 % = Percent maintenance for the traffic control, % (see table below).
 CUP = Contract unit price for the traffic control pay item in place during the delay.
 OCT = Original contract time in calendar days.

Original Contract Amount	Percent Maintenance
Up to \$2,000,000	65%
\$2,000,000 to \$10,000,000	75%
\$10,000,000 to \$20,000,000	85%
Over \$20,000,000	90%

When an ETCP adjustment is paid under this provision, an adjusted unit price as provided for in Article 701.20(a) for increase or decrease in the value of work by more than ten percent will not be paid.

Upon payment for a contract delay under this provision, the Contractor shall assign subrogation rights to the Department for the Department's efforts of recovery from any other party for monies paid by the Department as a result of any claim under this provision. The Contractor shall fully cooperate with the Department in its efforts to recover from another party any money paid to the Contractor for delay damages under this provision."

DISADVANTAGED BUSINESS ENTERPRISE PARTICIPATION (BDE)

Effective: September 1, 2000

Revised: July 2, 2016

FEDERAL OBLIGATION. The Department of Transportation, as a recipient of federal financial assistance, is required to take all necessary and reasonable steps to ensure nondiscrimination in the award and administration of contracts. Consequently, the federal regulatory provisions of 49 CFR Part 26 apply to this contract concerning the utilization of disadvantaged business enterprises. For the purposes of this Special Provision, a disadvantaged business enterprise (DBE) means a business certified by the Department in accordance with the requirements of 49 CFR Part 26 and listed in the Illinois Unified Certification Program (IL UCP) DBE Directory.

STATE OBLIGATION. This Special Provision will also be used by the Department to satisfy the requirements of the Business Enterprise for Minorities, Females, and Persons with Disabilities Act, 30 ILCS 575. When this Special Provision is used to satisfy state law requirements on 100 percent state-funded contracts, the federal government has no involvement in such contracts (not a federal-aid contract) and no responsibility to oversee the implementation of this Special Provision by the Department on those contracts. DBE participation on 100 percent state-funded contracts will not be credited toward fulfilling the Department's annual overall DBE goal required by the US Department of Transportation to comply with the federal DBE program requirements.

CONTRACTOR ASSURANCE. The Contractor makes the following assurance and agrees to include the assurance in each subcontract that the Contractor signs with a subcontractor.

The Contractor, subrecipient, or subcontractor shall not discriminate on the basis of race, color, national origin, or sex in the performance of this contract. The Contractor shall carry out applicable requirements of 49 CFR Part 26 in the award and administration of contracts funded in whole or in part with federal or state funds. Failure by the Contractor to carry out these requirements is a material breach of this contract, which may result in the termination of this contract or such other remedy as the recipient deems appropriate, which may include, but is not limited to:

- (a) Withholding progress payments;
- (b) Assessing sanctions;
- (c) Liquidated damages; and/or
- (d) Disqualifying the Contractor from future bidding as non-responsible.

OVERALL GOAL SET FOR THE DEPARTMENT. As a requirement of compliance with 49 CFR Part 26, the Department has set an overall goal for DBE participation in its federally assisted contracts. That goal applies to all federal-aid funds the Department will expend in its federally assisted contracts for the subject reporting fiscal year. The Department is required to make a good faith effort to achieve the overall goal. The dollar amount paid to all approved DBE companies performing work called for in this contract is eligible to be credited toward fulfillment of the Department's overall goal.

CONTRACT GOAL TO BE ACHIEVED BY THE CONTRACTOR. This contract includes a specific DBE utilization goal established by the Department. The goal has been included because the Department has determined that the work of this contract has subcontracting opportunities that may be suitable for performance by DBE companies. The determination is based on an assessment of the type of work, the location of the work, and the availability of DBE companies to do a part of the work. The assessment indicates that, in the absence of unlawful discrimination, and in an arena of fair and open competition, DBE companies can be expected to perform 5.00% of the work. This percentage is set as the DBE participation goal for this contract. Consequently, in addition to the other award criteria established for this contract, the Department will only award this contract to a bidder who makes a good faith effort to meet this goal of DBE participation in the performance of the work. A bidder makes a good faith effort for award consideration if either of the following is done in accordance with the procedures set for in this Special Provision:

- (a) The bidder documents that enough DBE participation has been obtained to meet the goal or,
- (b) The bidder documents that a good faith effort has been made to meet the goal, even though the effort did not succeed in obtaining enough DBE participation to meet the goal.

DBE LOCATOR REFERENCES. Bidders shall consult the IL UCP DBE Directory as a reference source for DBE-certified companies. In addition, the Department maintains a letting and item specific DBE locator information system whereby DBE companies can register their interest in providing quotes on particular bid items advertised for letting. Information concerning DBE companies willing to quote work for particular contracts may be obtained by contacting the Department's Bureau of Small Business Enterprises at telephone number (217) 785-4611, or by visiting the Department's website at:

<http://www.idot.illinois.gov/doing-business/certifications/disadvantaged-business-enterprise-certification/il-ucp-directory/index>.

BIDDING PROCEDURES. Compliance with this Special Provision is required prior to the award of the contract and the failure of the low bidder to comply will render the bid not responsive.

In order to assure the timely award of the contract, the low bidder shall submit:

- (a) The bidder shall submit a DBE Utilization Plan on completed Department forms SBE 2025 and 2026.
- (1) The final Utilization Plan must be submitted within five calendar days after the date of the letting in accordance with subsection (a)(2) of Bidding Procedures herein.
- (2) To meet the five day requirement, the bidder may send the Utilization Plan electronically by scanning and sending to **DOT.DBE.UP@illinois.gov** or faxing to (217) 785-1524. The subject line must include the bid Item Number and the Letting date. The Utilization Plan should be sent as one .pdf file, rather than multiple files and emails for the same Item Number. It is the responsibility of the bidder to obtain confirmation of email or fax delivery.

Alternatively, the Utilization Plan may be sent by certified mail or delivery service within the five calendar day period. If a question arises concerning the mailing date of a Utilization Plan, the mailing date will be established by the U.S. Postal Service postmark on the certified mail receipt from the U.S. Postal Service or the receipt issued by a delivery service when the Utilization Plan is received by the Department. It is the responsibility of the bidder to ensure the postmark or receipt date is affixed within the five days if the bidder intends to rely upon mailing or delivery to satisfy the submission day requirement. The Utilization Plan is to be submitted to:

Illinois Department of Transportation
Bureau of Small Business Enterprises
Contract Compliance Section
2300 South Dirksen Parkway, Room 319
Springfield, Illinois 62764

The Department will not accept a Utilization Plan if it does not meet the five day submittal requirement and the bid will be declared not responsive. In the event the bid is declared not responsive due to a failure to submit a Utilization Plan or failure to comply with the bidding procedures set forth herein, the Department may elect to cause the forfeiture of the penal sum of the bidder's proposal guaranty, and may deny authorization to bid the project if re-advertised for bids. The Department reserves the right to invite any other bidder to submit a Utilization Plan at any time for award consideration.

- (b) The Utilization Plan shall indicate that the bidder either has obtained sufficient DBE participation commitments to meet the contract goal or has not obtained enough DBE participation commitments in spite of a good faith effort to meet the goal. The Utilization Plan shall further provide the name, telephone number, and telefax number of a responsible official of the bidder designated for purposes of notification of Utilization Plan approval or disapproval under the procedures of this Special Provision.

- (c) The Utilization Plan shall include a DBE Participation Commitment Statement, Department form SBE 2025, for each DBE proposed for the performance of work to achieve the contract goal. For bidding purposes, submission of the completed SBE 2025 forms, signed by the DBEs and scanned or faxed to the bidder will be acceptable as long as the original is available and provided upon request. All elements of information indicated on the said form shall be provided, including but not limited to the following:
- (1) The names and addresses of DBE firms that will participate in the contract;
 - (2) A description, including pay item numbers, of the work each DBE will perform;
 - (3) The dollar amount of the participation of each DBE firm participating. The dollar amount of participation for identified work shall specifically state the quantity, unit price, and total subcontract price for the work to be completed by the DBE. If partial pay items are to be performed by the DBE, indicate the portion of each item, a unit price where appropriate and the subcontract price amount;
 - (4) DBE Participation Commitment Statements, form SBE 2025, signed by the bidder and each participating DBE firm documenting the commitment to use the DBE subcontractors whose participation is submitted to meet the contract goal;
 - (5) If the bidder is a joint venture comprised of DBE companies and non-DBE companies, the Utilization Plan must also include a clear identification of the portion of the work to be performed by the DBE partner(s); and,
 - (6) If the contract goal is not met, evidence of good faith efforts; the documentation of good faith efforts must include copies of each DBE and non-DBE subcontractor quote submitted to the bidder when a non-DBE subcontractor is selected over a DBE for work on the contract.

GOOD FAITH EFFORT PROCEDURES. The contract will not be awarded until the Utilization Plan submitted by the apparent successful bidder is approved. All information submitted by the bidder must be complete, accurate and adequately document that enough DBE participation has been obtained or document that good faith efforts of the bidder, in the event enough DBE participation has not been obtained, before the Department will commit to the performance of the contract by the bidder. The Utilization Plan will be approved by the Department if the Utilization Plan documents sufficient commercially useful DBE work to meet the contract goal or the bidder submits sufficient documentation of a good faith effort to meet the contract goal pursuant to 49 CFR Part 26, Appendix A. The Utilization Plan will not be approved by the Department if the Utilization Plan does not document sufficient DBE participation to meet the contract goal unless the apparent successful bidder documented in the Utilization Plan that it made a good faith effort to meet the goal. This means that the bidder must show that all necessary and reasonable steps were taken to achieve the contract goal. Necessary and reasonable steps are those which, by their scope, intensity and appropriateness to the objective, could reasonably be expected to obtain sufficient DBE participation, even if they were not successful. The Department will consider the quality, quantity, and intensity of the kinds of efforts that the bidder has made. Mere *pro forma* efforts, in other words, efforts done as a matter of form, are not good faith efforts; rather, the bidder is expected to have taken genuine efforts that would be reasonably expected of a bidder actively and aggressively trying to obtain DBE participation sufficient to meet the contract goal.

- (a) The following is a list of types of action that the Department will consider as part of the evaluation of the bidder's good faith efforts to obtain participation. These listed factors are not intended to be a mandatory checklist and are not intended to be exhaustive. Other factors or efforts brought to the attention of the Department may be relevant in appropriate cases, and will be considered by the Department.
 - (1) Soliciting through all reasonable and available means (e.g. attendance at pre-bid meetings, advertising and/or written notices) the interest of all certified DBE companies that have the capability to perform the work of the contract. The bidder must solicit this interest within sufficient time to allow the DBE companies to respond to the solicitation. The bidder must determine with certainty if the DBE companies are interested by taking appropriate steps to follow up initial solicitations.
 - (2) Selecting portions of the work to be performed by DBE companies in order to increase the likelihood that the DBE goals will be achieved. This includes, where appropriate, breaking out contract work items into economically feasible units to facilitate DBE participation, even when the prime Contractor might otherwise prefer to perform these work items with its own forces.
 - (3) Providing interested DBE companies with adequate information about the plans, specifications, and requirements of the contract in a timely manner to assist them in responding to a solicitation.

- (4) a. Negotiating in good faith with interested DBE companies. It is the bidder's responsibility to make a portion of the work available to DBE subcontractors and suppliers and to select those portions of the work or material needs consistent with the available DBE subcontractors and suppliers, so as to facilitate DBE participation. Evidence of such negotiation includes the names, addresses, and telephone numbers of DBE companies that were considered; a description of the information provided regarding the plans and specifications for the work selected for subcontracting; and evidence as to why additional agreements could not be reached for DBE companies to perform the work.
 - b. A bidder using good business judgment would consider a number of factors in negotiating with subcontractors, including DBE subcontractors, and would take a firm's price and capabilities as well as contract goals into consideration. However, the fact that there may be some additional costs involved in finding and using DBE companies is not in itself sufficient reason for a bidder's failure to meet the contract DBE goal, as long as such costs are reasonable. Also the ability or desire of a bidder to perform the work of a contract with its own organization does not relieve the bidder of the responsibility to make good faith efforts. Bidders are not, however, required to accept higher quotes from DBE companies if the price difference is excessive or unreasonable. In accordance with subsection (c)(6) of the above Bidding Procedures, the documentation of good faith efforts must include copies of each DBE and non-DBE subcontractor quote submitted to the bidder when a non-DBE subcontractor was selected over a DBE for work on the contract.
- (5) Not rejecting DBE companies as being unqualified without sound reasons based on a thorough investigation of their capabilities. The bidder's standing within its industry, membership in specific groups, organizations, or associations and political or social affiliations (for example union vs. non-union employee status) are not legitimate causes for the rejection or non-solicitation of bids in the bidder's efforts to meet the project goal.
 - (6) Making efforts to assist interested DBE companies in obtaining bonding, lines of credit, or insurance as required by the recipient or Contractor.
 - (7) Making efforts to assist interested DBE companies in obtaining necessary equipment, supplies, materials, or related assistance or services.
 - (8) Effectively using the services of available minority/women community organizations; minority/women contractors' groups; local, state, and federal minority/women business assistance offices; and other organizations as allowed on a case-by-case basis to provide assistance in the recruitment and placement of DBE companies.

- (b) If the Department determines that the apparent successful bidder has made a good faith effort to secure the work commitment of DBE companies to meet the contract goal, the Department will award the contract provided that it is otherwise eligible for award. If the Department determines that the bidder has failed to meet the requirements of this Special Provision or that a good faith effort has not been made, the Department will notify the responsible company official designated in the Utilization Plan that the bid is not responsive. The notification shall include a statement of reasons for the determination. If the Utilization Plan is not approved because it is deficient as a technical matter, unless waived by the Department, the bidder will be notified and will be allowed no more than a five calendar day period in order to cure the deficiency.
- (c) The bidder may request administrative reconsideration of a determination adverse to the bidder within the five working days after the receipt of the notification date of the determination by delivering the request to the Department of Transportation, Bureau of Small Business Enterprises, Contract Compliance Section, 2300 South Dirksen Parkway, Room 319, Springfield, Illinois 62764 (Telefax: (217) 785-1524). Deposit of the request in the United States mail on or before the fifth business day shall not be deemed delivery. The determination shall become final if a request is not made and delivered. A request may provide additional written documentation or argument concerning the issues raised in the determination statement of reasons, provided the documentation and arguments address efforts made prior to submitting the bid. The request will be forwarded to the Department's Reconsideration Officer. The Reconsideration Officer will extend an opportunity to the bidder to meet in person in order to consider all issues of documentation and whether the bidder made a good faith effort to meet the goal. After the review by the Reconsideration Officer, the bidder will be sent a written decision within ten working days after receipt of the request for consideration, explaining the basis for finding that the bidder did or did not meet the goal or make adequate good faith efforts to do so. A final decision by the Reconsideration Officer that a good faith effort was made shall approve the Utilization Plan submitted by the bidder and shall clear the contract for award. A final decision that a good faith effort was not made shall render the bid not responsive.

CALCULATING DBE PARTICIPATION. The Utilization Plan values represent work anticipated to be performed and paid for upon satisfactory completion. The Department is only able to count toward the achievement of the overall goal and the contract goal the value of payments made for the work actually performed by DBE companies. In addition, a DBE must perform a commercially useful function on the contract to be counted. A commercially useful function is generally performed when the DBE is responsible for the work and is carrying out its responsibilities by actually performing, managing, and supervising the work involved. The Department and Contractor are governed by the provisions of 49 CFR Part 26.55(c) on questions of commercially useful functions as it affects the work. Specific counting guidelines are provided in 49 CFR Part 26.55, the provisions of which govern over the summary contained herein.

- (a) DBE as the Contractor: 100 percent goal credit for that portion of the work performed by the DBE's own forces, including the cost of materials and supplies. Work that a DBE subcontracts to a non-DBE does not count toward the DBE goals.
- (b) DBE as a joint venture Contractor: 100 percent goal credit for that portion of the total dollar value of the contract equal to the distinct, clearly defined portion of the work performed by the DBE's own forces.
- (c) DBE as a subcontractor: 100 percent goal credit for the work of the subcontract performed by the DBE's own forces, including the cost of materials and supplies, excluding the purchase of materials and supplies or the lease of equipment by the DBE subcontractor from the prime Contractor or its affiliates. Work that a DBE subcontractor in turn subcontracts to a non-DBE does not count toward the DBE goal.
- (d) DBE as a trucker: 100 percent goal credit for trucking participation provided the DBE is responsible for the management and supervision of the entire trucking operation for which it is responsible. At least one truck owned, operated, licensed, and insured by the DBE must be used on the contract. Credit will be given for the following:
 - (1) The DBE may lease trucks from another DBE firm, including an owner-operator who is certified as a DBE. The DBE who leases trucks from another DBE receives credit for the total value of the transportation services the lessee DBE provides on the contract.
 - (2) The DBE may also lease trucks from a non-DBE firm, including from an owner-operator. The DBE who leases trucks from a non-DBE is entitled to credit only for the fee or commission is receives as a result of the lease arrangement.
- (e) DBE as a material supplier:
 - (1) 60 percent goal credit for the cost of the materials or supplies purchased from a DBE regular dealer.
 - (2) 100 percent goal credit for the cost of materials of supplies obtained from a DBE manufacturer.
 - (3) 100 percent credit for the value of reasonable fees and commissions for the procurement of materials and supplies if not a DBE regular dealer or DBE manufacturer.

CONTRACT COMPLIANCE. Compliance with this Special Provision is an essential part of the contract. The Department is prohibited by federal regulations from crediting the participation of a DBE included in the Utilization Plan toward either the contract goal or the Department's overall goal until the amount to be applied toward the goals has been paid to the DBE. The following administrative procedures and remedies govern the compliance by the Contractor with the contractual obligations established by the Utilization Plan. After approval of the Utilization Plan and award of the contract, the Utilization Plan and individual DBE Participation Statements become part of the contract. If the Contractor did not succeed in obtaining enough DBE participation to achieve the advertised contract goal, and the Utilization Plan was approved and contract awarded based upon a determination of good faith, the total dollar value of DBE work calculated in the approved Utilization Plan as a percentage of the awarded contract value shall become the amended contract goal. All work indicated for performance by an approved DBE shall be performed, managed, and supervised by the DBE executing the DBE Participation Commitment Statement.

- (a) NO AMENDMENT. No amendment to the Utilization Plan may be made without prior written approval from the Department's Bureau of Small Business Enterprises. All requests for amendment to the Utilization Plan shall be submitted to the Department of Transportation, Bureau of Small Business Enterprises, Contract Compliance Section, 2300 South Dirksen Parkway, Room 319, Springfield, Illinois 62764. Telephone number (217) 785-4611. Telefax number (217) 785-1524.
- (b) CHANGES TO WORK. Any deviation from the DBE condition-of-award or contract plans, specifications, or special provisions must be approved, in writing, by the Department as provided elsewhere in the Contract. The Contractor shall notify affected DBEs in writing of any changes in the scope of work which result in a reduction in the dollar amount condition-of-award to the contract. Where the revision includes work committed to a new DBE subcontractor, not previously involved in the project, then a Request for Approval of Subcontractor, Department form BC 260A or AER 260A, must be signed and submitted. If the commitment of work is in the form of additional tasks assigned to an existing subcontract, then a new Request for Approval of Subcontractor shall not be required. However, the Contractor must document efforts to assure that the existing DBE subcontractor is capable of performing the additional work and has agreed in writing to the change.
- (c) SUBCONTRACT. The Contractor must provide DBE subcontracts to IDOT upon request. Subcontractors shall ensure that all lower tier subcontracts or agreements with DBEs to supply labor or materials be performed in accordance with this Special Provision.

- (d) ALTERNATIVE WORK METHODS. In addition to the above requirements for reductions in the condition of award, additional requirements apply to the two cases of Contractor-initiated work substitution proposals. Where the contract allows alternate work methods which serve to delete or create underruns in condition of award DBE work, and the Contractor selects that alternate method or, where the Contractor proposes a substitute work method or material that serves to diminish or delete work committed to a DBE and replace it with other work, then the Contractor must demonstrate one of the following:
- (1) That the replacement work will be performed by the same DBE (as long as the DBE is certified in the respective item of work) in a modification of the condition of award; or
 - (2) That the DBE is aware that its work will be deleted or will experience underruns and has agreed in writing to the change. If this occurs, the Contractor shall substitute other work of equivalent value to a certified DBE or provide documentation of good faith efforts to do so; or
 - (3) That the DBE is not capable of performing the replacement work or has declined to perform the work at a reasonable competitive price. If this occurs, the Contractor shall substitute other work of equivalent value to a certified DBE or provide documentation of good faith efforts to do so.
- (e) TERMINATION AND REPLACEMENT PROCEDURES. The Contractor shall not terminate or replace a DBE listed on the approved Utilization Plan, or perform with other forces work designated for a listed DBE except as provided in this Special Provision. The Contractor shall utilize the specific DBEs listed to perform the work and supply the materials for which each is listed unless the Contractor obtains the Department's written consent as provided in subsection (a) of this part. Unless Department consent is provided for termination of a DBE subcontractor, the Contractor shall not be entitled to any payment for work or material unless it is performed or supplied by the DBE in the Utilization Plan.

As stated above, the Contractor shall not terminate or replace a DBE subcontractor listed in the approved Utilization Plan without prior written consent. This includes, but is not limited to, instances in which the Contractor seeks to perform work originally designated for a DBE subcontractor with its own forces or those of an affiliate, a non-DBE firm, or with another DBE firm. Written consent will be granted only if the Bureau of Small Business Enterprises agrees, for reasons stated in its concurrence document, that the Contractor has good cause to terminate or replace the DBE firm. Before transmitting to the Bureau of Small Business Enterprises any request to terminate and/or substitute a DBE subcontractor, the Contractor shall give notice in writing to the DBE subcontractor, with a copy to the Bureau, of its intent to request to terminate and/or substitute, and the reason for the request. The Contractor shall give the DBE five days to respond to the Contractor's notice. The DBE so notified shall advise the Bureau and the Contractor of the reasons, if any, why it objects to the proposed termination of its subcontract and why the Bureau should not approve the Contractor's action. If required in a particular case as a matter of public necessity, the Bureau may provide a response period shorter than five days.

For purposes of this paragraph, good cause includes the following circumstances:

- (1) The listed DBE subcontractor fails or refuses to execute a written contract;
- (2) The listed DBE subcontractor fails or refuses to perform the work of its subcontract in a way consistent with normal industry standards. Provided, however, that good cause does not exist if the failure or refusal of the DBE subcontractor to perform its work on the subcontract results from the bad faith or discriminatory action of the prime contractor;
- (3) The listed DBE subcontractor fails or refuses to meet the prime Contractor's reasonable, nondiscriminatory bond requirements;
- (4) The listed DBE subcontractor becomes bankrupt, insolvent, or exhibits credit unworthiness;
- (5) The listed DBE subcontractor is ineligible to work on public works projects because of suspension and debarment proceedings pursuant 2 CFR Parts 180, 215 and 1200 or applicable state law.
- (6) You have determined that the listed DBE subcontractor is not a responsible contractor;
- (7) The listed DBE subcontractor voluntarily withdraws from the projects and provides to you written notice of its withdrawal;
- (8) The listed DBE is ineligible to receive DBE credit for the type of work required;

- (9) A DBE owner dies or becomes disabled with the result that the listed DBE subcontractor is unable to complete its work on the contract;
- (10) Other documented good cause that compels the termination of the DBE subcontractor. Provided, that good cause does not exist if the prime Contractor seeks to terminate a DBE it relied upon to obtain the contract so that the prime Contractor can self-perform the work for which the DBE contractor was engaged or so that the prime Contractor can substitute another DBE or non-DBE contractor after contract award.

When a DBE is terminated, or fails to complete its work on the Contract for any reason the Contractor shall make a good faith effort to find another DBE to substitute for the original DBE to perform at least the same amount of work under the contract as the terminated DBE to the extent needed to meet the established Contract goal. The good faith efforts shall be documented by the Contractor. If the Department requests documentation under this provision, the Contractor shall submit the documentation within seven days, which may be extended for an additional seven days if necessary at the request of the Contractor. The Department shall provide a written determination to the Contractor stating whether or not good faith efforts have been demonstrated.

- (f) PAYMENT RECORDS. The Contractor shall maintain a record of payments for work performed to the DBE participants. The records shall be made available to the Department for inspection upon request. After the performance of the final item of work or delivery of material by a DBE and final payment therefore to the DBE by the Contractor, but not later than thirty calendar days after payment has been made by the Department to the Contractor for such work or material, the Contractor shall submit a DBE Payment Agreement on Department form SBE 2115 to the Resident Engineer. If full and final payment has not been made to the DBE, the DBE Payment Agreement shall indicate whether a disagreement as to the payment required exists between the Contractor and the DBE or if the Contractor believes that the work has not been satisfactorily completed. If the Contractor does not have the full amount of work indicated in the Utilization Plan performed by the DBE companies indicated in the Utilization Plan and after good faith efforts are reviewed, the Department may deduct from contract payments to the Contractor the amount of the goal not achieved as liquidated and ascertained damages. The Contractor may request an administrative reconsideration of any amount deducted as damages pursuant to subsection (h) of this part.
- (g) ENFORCEMENT. The Department reserves the right to withhold payment to the Contractor to enforce the provisions of this Special Provision. Final payment shall not be made on the contract until such time as the Contractor submits sufficient documentation demonstrating achievement of the goal in accordance with this Special Provision or after liquidated damages have been determined and collected.

- (h) RECONSIDERATION. Notwithstanding any other provision of the contract, including but not limited to Article 109.09 of the Standard Specifications, the Contractor may request administrative reconsideration of a decision to deduct the amount of the goal not achieved as liquidated damages. A request to reconsider shall be delivered to the Contract Compliance Section and shall be handled and considered in the same manner as set forth in paragraph (c) of "Good Faith Effort Procedures" of this Special Provision, except a final decision that a good faith effort was not made during contract performance to achieve the goal agreed to in the Utilization Plan shall be the final administrative decision of the Department. The result of the reconsideration process is not administratively appealable to the U.S. Department of Transportation.

GROOVING FOR RECESSED PAVEMENT MARKINGS (BDE)

Effective: November 1, 2012

Revised: August 1, 2014

Description. This work shall consist of grooving the pavement surface in preparation for the application of recessed pavement markings.

Equipment. Equipment shall be according to the following.

- (a) Pavement Marking Tape Installations: The grooving equipment shall have a free-floating saw blade cutting head equipped with gang-stacked diamond saw blades. The diamond saw blades shall be of uniform wear and shall produce a smooth textured surface. Any ridges in the groove shall have a maximum height of 15 mils (0.38 mm).
- (b) Liquid and Thermoplastic Pavement Marking Installations: The grooving equipment shall be equipped with either a free-floating saw blade cutting head or a free-floating grinder cutting head configuration with diamond or carbide tipped cutters and shall produce an irregular textured surface.

CONSTRUCTION REQUIREMENTS

General. The Contractor shall supply the Engineer with a copy of the pavement marking material manufacturer's recommendations for constructing a groove.

Pavement Grooving Methods. The grooves for recessed pavement markings shall be constructed using the following methods.

- (a) Wet Cutting Head Operation. When water is required or used to cool the cutting head, the groove shall be flushed with high pressure water immediately following the cut to avoid build up and hardening of slurry in the groove. The pavement surface shall be allowed to dry for a minimum of 24 hours prior to the final cleaning of the groove and application of the pavement marking material.

- (b) Dry Cutting Head Operation. When used on HMA pavements, the groove shall be vacuumed or cleaned by blasting with high-pressure air to remove loose aggregate, debris, and dust generated during the cutting operation. When used on PCC pavements, the groove shall be flushed with high pressure water or shot blasted to remove any PCC particles that may have become destabilized during the grooving process. If high pressure water is used, the pavement surface shall be allowed to dry for a minimum of 24 hours prior to the final cleaning of the groove and application of the pavement marking material.

Pavement Grooving. Grooving shall not cause ravels, aggregate fractures, spalling or disturbance of the joints to the underlying surface of the pavement. Grooves shall be cut into the pavement prior to the application of the pavement marking material. Grooves shall be cut such that the width is 1 in. (25 mm) greater than the width of the pavement marking line as specified on the plans. Grooves for letters and symbols shall be cut in a square or rectangular shape so that the entire marking will fit within the limits of the grooved area. The position of the edge of the grooves shall be a minimum of 4 in. (100 mm) from the edge of all longitudinal joints. The depth of the groove shall not be less than the manufacturer's recommendations for the pavement marking material specified, but shall be installed to a minimum depth of 110 mils (2.79 mm) and a maximum depth of 200 mils (5.08 mm) for pavement marking tapes thermoplastic markings and a minimum depth of 40 mils (1.02 mm) and a maximum depth of 80 mils (2.03 mm) for liquid markings. The cutting head shall be operated at the appropriate speed in order to prevent undulation of the cutting head and grooving at an inconsistent depth.

At the start of grooving operations, a 50 ft (16.7 m) test section shall be installed and depth measurements shall be made at 10 ft (3.3 m) intervals within the test section. The individual depth measurements shall be within the allowable ranges according to this Article. If it is determined the test section has not been grooved at the appropriate depth or texture, adjustments shall be made to the cutting head and another 50 ft (16.7 m) test section shall be installed and checked. This process shall continue until the test section meets the requirements of this Article.

For new HMA pavements, grooves shall not be installed within 14 days of the placement of the final course of pavement.

Final Cleaning. Immediately prior to the application of the pavement marking material or primer sealer, the groove shall be cleaned with high-pressure air blast.

Method of Measurement. This work will be measured for payment in place, in feet (meter) for the groove width specified.

Grooving for letter, numbers and symbols will be measured in square feet (square meters).

Basis of Payment. This work will be paid for at the contract unit price per foot (meter) for GROOVING FOR RECESSED PAVEMENT MARKING of the groove width specified, and per square foot (square meter) for GROOVING FOR RECESSED PAVEMENT MARKING, LETTERS AND SYMBOLS.

The following shall only apply when preformed plastic pavement markings are to be recessed:

Add the following paragraph after the first paragraph of Article 780.07 of the Standard Specifications.

“The markings shall be capable of being applied in a grooved slot on new and existing portland cement concrete and HMA surfaces, by means of a pressure-sensitive, precoated adhesive, or liquid contact cement which shall be applied at the time of installation. A primer sealer shall be applied with a roller and shall cover and seal the entire bottom of the groove. The primer sealer shall be recommended by the manufacturer of the pavement marking material and shall be compatible with the material being used. The Contractor shall install the markings in the groove as soon as possible after the primer sealer cures according to the manufacturer’s recommendations. The markings placed in the groove shall be rolled and tamped into the groove with a roller or tamper cart cut to fit the groove and loaded with or weighing at least 200 lb (90kg). Vehicle tires shall not be used for tamping. The Contractor shall roll and tamp the material with a minimum of 6 passes to prevent easy removal or peeling.”

**HOT MIX ASPHALT - PAY FOR PERFORMANCE USING PERCENT WITHIN LIMITS -
JOBSITE SAMPLING (BDE)**

Effective: November 1, 2014

Revised: April 1, 2017

Description. This special provision describes the procedures for production, placement and payment for hot-mix asphalt (HMA) under the pay for performance (PFP) program. This special provision shall apply to the HMA mixtures specified in the plans. This work shall be according to the Standard Specifications except as modified herein.

Delete Articles:	406.06(b)(1), 2 nd paragraph	(Temperature requirements)
	406.06(e), 3 rd paragraph	(Paver speed requirements)
	406.07(b)	(Rolling)
	406.07(c)	(Density)
	1030.04, last two sentences of first paragraph	(Mix design verification)
	1030.05(a)(4, 5, 7, 8, 9, & 10)	(QC/QA Documents)
	1030.05(d)(2)a.	(Plant Tests)
	1030.05(d)(2)b.	(Dust-to-Asphalt and Moisture Content)
	1030.05(d)(2)d.	(Small Tonnage)
	1030.05(d)(2)f.	(HMA Sampling)
	1030.05(d)(3)	(Required Field Tests)
	1030.05(d)(4)	(Control Limits)
	1030.05(d)(5)	(Control Charts)
	1030.05(d)(6)	(Corrective Action for Required Plant Tests)
	1030.05(d)(7)	(Corrective Action for Field Tests (Density))
	1030.05(e)	(Quality Assurance by the Engineer)
	1030.05(f)	(Acceptance by the Engineer)
	1030.06(a), 2 nd paragraph	(Before start-up...)

Definitions.

- (a) Quality Control (QC): All production and construction activities by the Contractor required to achieve the required level of quality.
- (b) Quality Assurance (QA): All monitoring and testing activities by the Engineer required to assess product quality, level of payment, and acceptability of the product.
- (c) Percent Within Limits (PWL): The percentage of material within the quality limits for a given quality characteristic.
- (d) Quality Characteristic: The characteristics that are evaluated by the Department for payment using PWL. The quality characteristics for this project are field voids in the mineral aggregate (Field VMA), voids, and density. Field VMA will be calculated using the combined aggregates bulk specific gravity (G_{sb}) from the mix design.

- (e) Quality Level Analysis (QLA): QLA is a statistical procedure for estimating the amount of product within specification limits.
- (f) Mixture Sublot: A mixture sublot for Field VMA and voids shall be a maximum of 1000 tons (910 metric tons). If the quantity is less than 8000 tons (7260 metric tons), the sublot size will be adjusted to achieve a minimum of 8 tests.
- (1) If the remaining quantity is greater than 200 tons (180 metric tons) but less than 1000 tons (910 metric tons), the last mixture sublot will be that quantity.
- (2) If the remaining quantity is 200 tons (180 metric tons) or less, the quantity shall be combined with the previous mixture sublot.
- (g) Density Interval: Density intervals shall be every 0.2 miles (320 m) for lift thicknesses of 3 in. (75 mm) or less and 0.1 miles (160 m) for lift thicknesses greater than 3 in. (75 mm). If a density interval is less than 200 ft (60 m), it will be combined with the previous density interval.
- (h) Lot: A lot consists of ten mixture sublots or 30 density intervals. If seven or less mixture sublots or 19 or less density intervals remain at the end of production of a mixture, the test results for these sublots will be combined with the previous lot for evaluation of percent within limits and pay factors.

Lots for mixture testing are independent of lots for density testing.

- (i) Density Test: A density test shall consist of a core taken at a random location within each density interval.

When establishing the target density, the HMA maximum theoretical gravity (G_{mm}) shall be based on the running average of four Department test results including the current day of production. Initial G_{mm} shall be based on the average of the first four test results.

- (j) Unconfined Edge Density: The unconfined edge density shall be randomly selected within each 1/2 mile (800 m) section for each unconfined edge.

Pre-production Meeting. The Engineer will schedule a pre-production meeting a minimum of seven calendar days prior to the start of production. The HMA QC Plan, test frequencies, random test locations, and responsibilities of all parties involved in testing and determining the PWL will be addressed. Personnel attending the meetings will include the following:

- (a) Resident Engineer
- (b) District Mixture Control Representative
- (c) QC Manager
- (d) Contractor Paving Superintendent
- (e) Any consultant involved in any part of the HMA sampling or testing on this project

Quality Control (QC) by the Contractor. The Contractor’s QC plan shall include the schedule of testing for both quality characteristics and non-quality characteristics required to control the product such as asphalt binder content and mixture gradation. The schedule shall include sample location. The minimum test frequency shall be according to the following table.

Table 1
 Minimum Quality Control Sampling and Testing Requirements

Quality Characteristic	Minimum Test Frequency	Sampling Location
Mixture Gradation	1/day	per QC Plan
Binder Content		
G_{mm}		
G_{mb}		
Density	per QC plan	per QC Plan

The Contractor shall submit QC test results to the Engineer within 48 hours of the time of sampling.

Initial Production Testing. The Contractor shall split and test the first two samples with the Department for comparison purposes. The Contractor shall complete all tests and report all results to the Engineer within two working days of sampling. The Engineer will make Department test results of the initial production testing available to the Contractor within two working days from the receipt of the samples.

Quality Assurance (QA) by the Engineer. The Engineer will test each mixture subplot for Field VMA, voids, and dust/AC ratio; and each density interval for density to determine payment for each lot. A subplot shall begin once an acceptable test-strip has been completed and the AJMF has been determined. All Department testing will be performed in a qualified laboratory by personnel who have successfully completed the Department HMA Level I training.

- (a) Voids, Field VMA, and Dust/AC Ratio. For each subplot, the Engineer will determine the random tonnage for the sample and the Contractor shall be responsible for obtaining the sample according to the Department's Manual of Test Procedures for Materials "PFP and QCP Hot-Mix Asphalt Random Jobsite Sampling Procedure". The Engineer will not disclose the random location of the sample until after the truck containing the random tonnage has been loaded and en-route to the project.
- (b) Density. After final rolling, the Engineer will identify the random core locations within each density testing interval according to the Department's Manual of Test Procedures for Materials "PFP and QCP Random Density Procedure".

The Contractor shall cut the 4 in. (100 mm) diameter cores within the same day and prior to opening to traffic unless otherwise approved by the Engineer. All core holes shall be filled immediately upon completion of coring. All water shall be removed from the core holes prior to filling. All core holes shall be filled with a rapid hardening mortar or concrete which shall be mixed in a separate container prior to placement in the hole. Any depressions in the surface of the filled core holes greater than 1/4 in. (6 mm) at the time of final inspection will require removal of the fill material to the depth of the lift thickness and replacement.

The Engineer will witness and secure all mixture and density samples. The Contractor shall transport the secured sample to a location designated by the Engineer.

Test Results. The Department's test results for the first mixture subplot or density interval, of every lot will be available to the Contractor within three working days from the receipt of secured samples. Test results for a completed lot will be available to the Contractor within ten working days from receipt of the secured sample from the last subplot or density testing interval was delivered to the Department's testing facility or a location designated by the Engineer.

The Engineer will maintain a complete record of all Department test results. Copies will be furnished upon request. The records will contain, at a minimum, the originals of all Department test results and raw data, random numbers used and resulting calculations for sampling locations, and quality level analysis calculations.

Dispute Resolution. Dispute resolution testing will only be permitted when the Contractor submits their split sample test results prior to receiving Department split sample test results and: 1) the difference between the Contractor and Department split test results exceed the precision limits shown in Table 2 below; or 2) the Department's test results are outside the acceptable limits shown in Table 4. For density disputes, the Contractor shall use the Department's running average for G_{mm} when determining compliance with the limits of precision.

Table 2

Test Parameter	Limits of Precision
Voids	1.0 %
Field VMA	1.0 %
Ratio - Dust / Asphalt Binder	0.2
Core Density	1.0 %

If dispute resolution is necessary, the Contractor shall submit a request in writing within four working days of receipt of the results of the quality index analysis for the lot. The Engineer will document receipt of the request. The Central Bureau of Materials (CBM) laboratory will be used for dispute resolution testing.

Density cores for dispute resolution testing shall be taken simultaneously as the random density core. The density core for dispute resolution testing shall be taken within 1 ft (300 mm) longitudinally of the random density core and at the same transverse offset. Density dispute resolution will replace original density test results.

If three or more consecutive mixture sublots are contested, corresponding density results will be recalculated with the new G_{mm} .

Test results from the dispute resolution testing will replace voids, Field VMA and dust/AC results from the original quality assurance testing. The lot pay factor for the lot under dispute resolution will be recalculated. If the recalculated lot pay factor is less than or equal to the original lot pay factor, laboratory costs listed below will be borne by the Contractor.

Table 3

Test	Cost
Mix Testing	\$1000.00 / subplot
Core Density	\$300.00 / core

Acceptance by the Engineer. All of the Department's tests shall be within the acceptable limits listed below:

Table 4

Acceptable Limits	
Parameter	Acceptable Range
Field VMA	-1.0 – +3.0 % ^{1/}
Voids	2.0 – 6.0 %
Density: IL-19.0, IL-9.5 SMA	90.0 – 98.0 % 92.0 – 98.0 %
Dust / AC Ratio	0.4 – 1.6 ^{2/}

1/ Based on minimum required Field VMA from mix design

2/ Does not apply to SMA

In addition, the PWL for any quality characteristic shall be 50 percent or above for any lot. No visible pavement distress shall be present such as, but not limited to, segregation, excessive coarse aggregate fracturing or flushing.

Basis of Payment. Payment will be based on the calculation of the composite pay factor for each mixture according to the Department's Manual of Test Procedure for Materials "PFP Quality Level Analysis" document. Payment for full depth pavement will be based on the calculation of the Full Depth Pay Factor according to the "PFP Quality Level Analysis" document.

Additional Pay Adjustments. In addition to the composite pay factor for each mix, monetary deductions will be made for dust/AC ratios and unconfined edge densities as shown in Tables 5 and 6 as follows.

Table 5

Dust / AC Pay Adjustment Table ^{1/}	
Range	Deduct / subplot
$0.6 \leq X \leq 1.2$	\$0
$0.5 \leq X < 0.6$ or $1.2 < X \leq 1.4$	\$1000
$0.4 \leq X < 0.5$ or $1.4 < X \leq 1.6$	\$3000
$X < 0.4$ or $X > 1.6$	Shall be removed and replaced

1/ Does not apply to SMA.

Table 6

Unconfined Edge Density Adjustment Table	
Density	Deduct / 0.5 mile (800 m)
$\geq 90\%$	\$0
89.0% to 89.9%	\$1000
88.0% to 88.9%	\$3000
$< 88.0\%$	Outer 1.0 ft (300 mm) will require remedial action acceptable to the Engineer

HOT-MIX ASPHALT – TACK COAT (BDE)

Effective: November 1, 2016

Revise Article 1032.06(a) of the Standard Specifications to read:

“(a) Anionic Emulsified Asphalt. Anionic emulsified asphalts shall be according to AASHTO M 140. SS-1h emulsions used as a tack coat shall have the cement mixing test waived.”

PORTABLE CHANGEABLE MESSAGE SIGNS (BDE)

Effective: November 1, 2016

Revised: April 1, 2017

Revise the second paragraph of Article 701.20(h) of the Standard Specifications to read:

“For all other portable changeable message signs, this work will be paid for at the contract unit price per calendar day for each sign as CHANGEABLE MESSAGE SIGN.”

Revise this second sentence of the first paragraph of Article 1106.02(i) of the Standard Specifications to read:

“The message panel shall be a minimum of 7 ft (2.1 m) above the edge of pavement in urban areas and a minimum of 5 ft (1.5 m) above the edge of pavement in rural areas, present a level appearance, and be capable of displaying up to eight characters in each of three lines at a time.”

PROGRESS PAYMENTS (BDE)

Effective: November 2, 2013

Revise Article 109.07(a) of the Standard Specifications to read:

“(a) Progress Payments. At least once each month, the Engineer will make a written estimate of the quantity of work performed in accordance with the contract, and the value thereof at the contract unit prices. The amount of the estimate approved as due for payment will be vouchered by the Department and presented to the State Comptroller for payment. No amount less than \$1000.00 will be approved for payment other than the final payment.

Progress payments may be reduced by liens filed pursuant to Section 23(c) of the Mechanics' Lien Act, 770 ILCS 60/23(c).

If a Contractor or subcontractor has defaulted on a loan issued under the Department's Disadvantaged Business Revolving Loan Program (20 ILCS 2705/2705-610), progress payments may be reduced pursuant to the terms of that loan agreement. In such cases, the amount of the estimate related to the work performed by the Contractor or subcontractor, in default of the loan agreement, will be offset, in whole or in part, and vouchered by the Department to the Working Capital Revolving Fund or designated escrow account. Payment for the work shall be considered as issued and received by the Contractor or subcontractor on the date of the offset voucher. Further, the amount of the offset voucher shall be a credit against the Department's obligation to pay the Contractor, the Contractor's obligation to pay the subcontractor, and the Contractor's or subcontractor's total loan indebtedness to the Department. The offset shall continue until such time as the entire loan indebtedness is satisfied. The Department will notify the Contractor and Fund Control Agent in a timely manner of such offset. The Contractor or subcontractor shall not be entitled to additional payment in consideration of the offset.

The failure to perform any requirement, obligation, or term of the contract by the Contractor shall be reason for withholding any progress payments until the Department determines that compliance has been achieved."

RECLAIMED ASPHALT PAVEMENT AND RECLAIMED ASPHALT SHINGLES (BDE)

Effective: November 1, 2012

Revise: April 1, 2016

Revise Section 1031 of the Standard Specifications to read:

"SECTION 1031. RECLAIMED ASPHALT PAVEMENT AND RECLAIMED ASPHALT SHINGLES

1031.01 Description. Reclaimed asphalt pavement and reclaimed asphalt shingles shall be according to the following.

- (a) Reclaimed Asphalt Pavement (RAP). RAP is the material produced by cold milling or crushing an existing hot-mix asphalt (HMA) pavement. The Contractor shall supply written documentation that the RAP originated from routes or airfields under federal, state, or local agency jurisdiction.
- (b) Reclaimed Asphalt Shingles (RAS). Reclaimed asphalt shingles (RAS). RAS is from the processing and grinding of preconsumer or post-consumer shingles. RAS shall be a clean and uniform material with a maximum of 0.5 percent unacceptable material, as defined in Bureau of Materials and Physical Research Policy Memorandum, "Reclaimed Asphalt Shingle (RAS) Sources", by weight of RAS. All RAS used shall come from a Bureau of Materials and Physical Research approved processing facility where it shall be ground and processed to 100 percent passing the 3/8 in. (9.5 mm) sieve and 93 percent passing the #4 (4.75 mm) sieve based on a dry shake gradation. RAS shall be uniform in gradation and asphalt binder content and shall meet the testing requirements specified herein. In addition, RAS shall meet the following Type 1 or Type 2 requirements.

- (1) Type 1. Type 1 RAS shall be processed, preconsumer asphalt shingles salvaged from the manufacture of residential asphalt roofing shingles.
- (2) Type 2. Type 2 RAS shall be processed post-consumer shingles only, salvaged from residential, or four unit or less dwellings not subject to the National Emission Standards for Hazardous Air Pollutants (NESHAP).

1031.02 Stockpiles. RAP and RAS stockpiles shall be according to the following.

- (a) RAP Stockpiles. The Contractor shall construct individual, sealed RAP stockpiles meeting one of the following definitions. No additional RAP shall be added to the pile after the pile has been sealed. Stockpiles shall be sufficiently separated to prevent intermingling at the base. Stockpiles shall be identified by signs indicating the type as listed below (i.e. "Homogeneous Surface").

Prior to milling, the Contractor shall request the District provide documentation on the quality of the RAP to clarify the appropriate stockpile.

- (1) Fractionated RAP (FRAP). FRAP shall consist of RAP from Class I, HMA (High and Low ESAL) mixtures. The coarse aggregate in FRAP shall be crushed aggregate and may represent more than one aggregate type and/or quality, but shall be at least C quality. All FRAP shall be fractionated prior to testing by screening into a minimum of two size fractions with the separation occurring on or between the #4 (4.75 mm) and 1/2 in. (12.5 mm) sieves. Agglomerations shall be minimized such that 100 percent of the RAP shall pass the sieve size specified below for the mix into which the FRAP will be incorporated.

Mixture FRAP will be used in:	Sieve Size that 100 % of FRAP Shall Pass
IL-19.0	1 1/2 in. (40 mm)
IL-9.5	3/4 in. (20 mm)
IL-4.75	1/2 in. (13 mm)

- (2) Homogeneous. Homogeneous RAP stockpiles shall consist of RAP from Class I, HMA (High and Low ESAL) mixtures and represent: 1) the same aggregate quality, but shall be at least C quality; 2) the same type of crushed aggregate (either crushed natural aggregate, ACBF slag, or steel slag); 3) similar gradation; and 4) similar asphalt binder content. If approved by the Engineer, combined single pass surface/binder millings may be considered "homogeneous" with a quality rating dictated by the lowest coarse aggregate quality present in the mixture.
- (3) Conglomerate. Conglomerate RAP stockpiles shall consist of RAP from Class I, HMA (High and Low ESAL) mixtures. The coarse aggregate in this RAP shall be crushed aggregate and may represent more than one aggregate type and/or quality, but shall be at least C quality. This RAP may have an inconsistent gradation and/or asphalt binder content prior to processing. All conglomerate RAP shall be processed prior to testing by crushing to where all RAP shall pass the 5/8 in. (16 mm) or smaller screen. Conglomerate RAP stockpiles shall not contain steel slag.

- (4) Non-Quality. RAP stockpiles that do not meet the requirements of the stockpile categories listed above shall be classified as “Non-Quality”.

RAP/FRAP containing contaminants, such as earth, brick, sand, concrete, sheet asphalt, bituminous surface treatment (i.e. chip seal), pavement fabric, joint sealants, etc., will be unacceptable unless the contaminants are removed to the satisfaction of the Engineer. Sheet asphalt shall be stockpiled separately.

- (b) RAS Stockpiles. Type 1 and Type 2 RAS shall be stockpiled separately and shall not be intermingled. Each stockpile shall be signed indicating what type of RAS is present.

Unless otherwise specified by the Engineer, mechanically blending manufactured sand (FM 20 or FM 22) up to an equal weight of RAS with the processed RAS will be permitted to improve workability. The sand shall be “B Quality” or better from an approved Aggregate Gradation Control System source. The sand shall be accounted for in the mix design and during HMA production.

Records identifying the shingle processing facility supplying the RAS, RAS type, and lot number shall be maintained by project contract number and kept for a minimum of three years.

1031.03 Testing. RAP/FRAP and RAS testing shall be according to the following.

- (a) RAP/FRAP Testing. When used in HMA, the RAP/FRAP shall be sampled and tested either during or after stockpiling.

(1) During Stockpiling. For testing during stockpiling, washed extraction samples shall be run at the minimum frequency of one sample per 500 tons (450 metric tons) for the first 2000 tons (1800 metric tons) and one sample per 2000 tons (1800 metric tons) thereafter. A minimum of five tests shall be required for stockpiles less than 4000 tons (3600 metric tons).

(2) After Stockpiling. For testing after stockpiling, the Contractor shall submit a plan for approval to the District proposing a satisfactory method of sampling and testing the RAP/FRAP pile either in-situ or by restocking. The sampling plan shall meet the minimum frequency required above and detail the procedure used to obtain representative samples throughout the pile for testing.

Each sample shall be split to obtain two equal samples of test sample size. One of the two test samples from the final split shall be labeled and stored for Department use. The Contractor shall extract the other test sample according to Department procedure. The Engineer reserves the right to test any sample (split or Department-taken) to verify Contractor test results.

- (b) RAS Testing. RAS or RAS blended with manufactured sand shall be sampled and tested during stockpiling according to Bureau of Materials and Physical Research Policy Memorandum, "Reclaimed Asphalt Shingle (RAS) Source".

Samples shall be collected during stockpiling at the minimum frequency of one sample per 200 tons (180 metric tons) for the first 1000 tons (900 metric tons) and one sample per 250 tons (225 metric tons) thereafter. A minimum of five samples are required for stockpiles less than 1000 tons (900 metric tons). Once a ≤ 1000 ton (900 metric ton), five-sample/test stockpile has been established it shall be sealed. Additional incoming RAS or RAS blended with manufactured sand shall be stockpiled in a separate working pile as designated in the Quality Control plan and only added to the sealed stockpile when the test results of the working pile are complete and are found to meet the tolerances specified herein for the original sealed RAS stockpile.

Before testing, each sample shall be split to obtain two test samples. One of the two test samples from the final split shall be labeled and stored for Department use. The Contractor shall perform a washed extraction and test for unacceptable materials on the other test sample according to Department procedures. The Engineer reserves the right to test any sample (split or Department-taken) to verify Contractor test results.

If the sampling and testing was performed at the shingle processing facility in accordance with the QC Plan, the Contractor shall obtain and make available all of the test results from start of the initial stockpile.

1031.04 Evaluation of Tests. Evaluation of test results shall be according to the following.

- (a) Evaluation of RAP/FRAP Test Results. All of the extraction results shall be compiled and averaged for asphalt binder content and gradation, and when applicable G_{mm} . Individual extraction test results, when compared to the averages, will be accepted if within the tolerances listed below.

Parameter	FRAP/Homogeneous/ Conglomerate
1 in. (25 mm)	
1/2 in. (12.5 mm)	$\pm 8 \%$
No. 4 (4.75 mm)	$\pm 6 \%$
No. 8 (2.36 mm)	$\pm 5 \%$
No. 16 (1.18 mm)	
No. 30 (600 μ m)	$\pm 5 \%$
No. 200 (75 μ m)	$\pm 2.0 \%$
Asphalt Binder	$\pm 0.4 \%$ ^{1/}
G_{mm}	± 0.03

1/ The tolerance for FRAP shall be $\pm 0.3 \%$.

If more than 20 percent of the individual sieves and/or asphalt binder content tests are out of the above tolerances, the RAP/FRAP shall not be used in HMA unless the RAP/FRAP representing the failing tests is removed from the stockpile. All test data and acceptance ranges shall be sent to the District for evaluation.

With the approval of the Engineer, the ignition oven may be substituted for extractions according to the ITP, "Calibration of the Ignition Oven for the Purpose of Characterizing Reclaimed Asphalt Pavement (RAP)".

- (b) Evaluation of RAS and RAS Blended with Manufactured Sand Test Results. All of the test results, with the exception of percent unacceptable materials, shall be compiled and averaged for asphalt binder content and gradation. Individual test results, when compared to the averages, will be accepted if within the tolerances listed below.

Parameter	RAS
No. 8 (2.36 mm)	± 5 %
No. 16 (1.18 mm)	± 5 %
No. 30 (600 µm)	± 4 %
No. 200 (75 µm)	± 2.0 %
Asphalt Binder Content	± 1.5 %

If more than 20 percent of the individual sieves and/or asphalt binder content tests are out of the above tolerances, or if the percent unacceptable material exceeds 0.5 percent by weight of material retained on the # 4 (4.75 mm) sieve, the RAS or RAS blend shall not be used in Department projects. All test data and acceptance ranges shall be sent to the District for evaluation.

1031.05 Quality Designation of Aggregate in RAP/FRAP.

- (a) RAP. The aggregate quality of the RAP for homogeneous and conglomerate stockpiles shall be set by the lowest quality of coarse aggregate in the RAP stockpile and are designated as follows.
- (1) RAP from Class I, Superpave/HMA (High ESAL), or (Low ESAL) IL-9.5L surface mixtures are designated as containing Class B quality coarse aggregate.
 - (2) RAP from Class I binder, Superpave/HMA (High ESAL) binder, or (Low ESAL) IL-19.0L binder mixtures are designated as containing Class C quality coarse aggregate.

- (b) FRAP. If the Engineer has documentation of the quality of the FRAP aggregate, the Contractor shall use the assigned quality provided by the Engineer.

If the quality is not known, the quality shall be determined as follows. Coarse and fine FRAP stockpiles containing plus #4 (4.75 mm) sieve coarse aggregate shall have a maximum tonnage of 5000 tons (4500 metric tons). The Contractor shall obtain a representative sample witnessed by the Engineer. The sample shall be a minimum of 50 lb (25 kg). The sample shall be extracted according to Illinois Modified AASHTO T 164 by a consultant laboratory prequalified by the Department for the specified testing. The consultant laboratory shall submit the test results along with the recovered aggregate to the District Office. The cost for this testing shall be paid by the Contractor. The District will forward the sample to the Bureau of Materials and Physical Research Aggregate Lab for MicroDeval Testing, according to ITP 327. A maximum loss of 15.0 percent will be applied for all HMA applications.

1031.06 Use of RAP/FRAP and/or RAS in HMA. The use of RAP/FRAP and/or RAS shall be the Contractor's option when constructing HMA in all contracts.

- (a) RAP/FRAP. The use of RAP/FRAP in HMA shall be as follows.

- (1) Coarse Aggregate Size. The coarse aggregate in all RAP shall be equal to or less than the nominal maximum size requirement for the HMA mixture to be produced.
- (2) Steel Slag Stockpiles. Homogeneous RAP stockpiles containing steel slag will be approved for use in all HMA (High ESAL and Low ESAL) Surface and Binder Mixture applications.
- (3) Use in HMA Surface Mixtures (High and Low ESAL). RAP/FRAP stockpiles for use in HMA surface mixtures (High and Low ESAL) shall be FRAP or homogeneous in which the coarse aggregate is Class B quality or better. RAP/FRAP from Conglomerate stockpiles shall be considered equivalent to limestone for frictional considerations. Known frictional contributions from plus #4 (4.75 mm) homogeneous RAP and FRAP stockpiles will be accounted for in meeting frictional requirements in the specified mixture.
- (4) Use in HMA Binder Mixtures (High and Low ESAL), HMA Base Course, and HMA Base Course Widening. RAP/FRAP stockpiles for use in HMA binder mixtures (High and Low ESAL), HMA base course, and HMA base course widening shall be FRAP, homogeneous, or conglomerate, in which the coarse aggregate is Class C quality or better.

- (5) Use in Shoulders and Subbase. RAP/FRAP stockpiles for use in HMA shoulders and stabilized subbase (HMA) shall be FRAP, homogeneous, or conglomerate.
- (6) When the Contractor chooses the RAP option, the percentage of RAP shall not exceed the amounts indicated in Article 1031.06(c)(1) below for a given Ndesign.
- (b) RAS. RAS meeting Type 1 or Type 2 requirements will be permitted in all HMA applications as specified herein.
- (c) RAP/FRAP and/or RAS Usage Limits. Type 1 or Type 2 RAS may be used alone or in conjunction with RAP or FRAP in HMA mixtures up to a maximum of 5.0 percent by weight of the total mix.
 - (1) RAP/RAS. When RAP is used alone or RAP is used in conjunction with RAS, the percentage of virgin asphalt binder replacement shall not exceed the amounts listed in the Max RAP/RAS ABR table listed below for the given Ndesign.

RAP/RAS Maximum Asphalt Binder Replacement (ABR) Percentage

HMA Mixtures <small>1/, 2/</small>	RAP/RAS Maximum ABR %		
Ndesign	Binder/Leveling Binder	Surface	Polymer Modified
30	30	30	10
50	25	15	10
70	15	10	10
90	10	10	10

- 1/ For Low ESAL HMA shoulder and stabilized subbase, the RAP/RAS ABR shall not exceed 50 percent of the mixture.
- 2/ When RAP/RAS ABR exceeds 20 percent, the high and low virgin asphalt binder grades shall each be reduced by one grade (i.e. 25 percent ABR would require a virgin asphalt binder grade of PG 64-22 to be reduced to a PG 58-28). If warm mix asphalt (WMA) technology is utilized and production temperatures do not exceed 275 °F (135 °C), the high and low virgin asphalt binder grades shall each be reduced by one grade when RAP/RAS ABR exceeds 25 percent (i.e. 26 percent RAP/RAS ABR would require a virgin asphalt binder grade of PG 64-22 to be reduced to a PG 58-28).

- (2) FRAP/RAS. When FRAP is used alone or FRAP is used in conjunction with RAS, the percentage of virgin asphalt binder replacement shall not exceed the amounts listed in the FRAP/RAS table listed below for the given Ndesign.

FRAP/RAS Maximum Asphalt Binder Replacement (ABR) Percentage

HMA Mixtures <i>1/, 2/</i>	FRAP/RAS Maximum ABR %		
	Ndesign	Binder/Leveling Binder	Surface
30	50	40	10
50	40	35	10
70	40	30	10
90	40	30	10

- 1/ For Low ESAL HMA shoulder and stabilized subbase, the FRAP/RAS ABR shall not exceed 50 percent of the mixture.
- 2/ When FRAP/RAS ABR exceeds 20 percent for all mixes, the high and low virgin asphalt binder grades shall each be reduced by one grade (i.e. 25 percent ABR would require a virgin asphalt binder grade of PG 64-22 to be reduced to a PG 58-28). If warm mix asphalt (WMA) technology is utilized and production temperatures do not exceed 275 °F (135 °C), the high and low virgin asphalt binder grades shall each be reduced by one grade when FRAP/RAS ABR exceeds 25 percent (i.e. 26 percent ABR would require a virgin asphalt binder grade of PG 64-22 to be reduced to a PG 58-28).
- 3/ For SMA the FRAP/RAS ABR shall not exceed 20 percent.
- 4/ For IL-4.75 mix the FRAP/RAS ABR shall not exceed 30 percent.

1031.07 HMA Mix Designs. At the Contractor’s option, HMA mixtures may be constructed utilizing RAP/FRAP and/or RAS material meeting the detailed requirements specified herein.

- (a) RAP/FRAP and/or RAS. RAP/FRAP and/or RAS mix designs shall be submitted for verification. If additional RAP/FRAP and/or RAS stockpiles are tested and found that no more than 20 percent of the results, as defined under “Testing” herein, are outside of the control tolerances set for the original RAP/FRAP and/or RAS stockpile and HMA mix design, and meets all of the requirements herein, the additional RAP/FRAP and/or RAS stockpiles may be used in the original mix design at the percent previously verified.
- (b) RAS. Type 1 and Type 2 RAS are not interchangeable in a mix design. A RAS stone bulk specific gravity (Gsb) of 2.300 shall be used for mix design purposes.

1031.08 HMA Production. HMA production utilizing RAP/FRAP and/or RAS shall be as follows.

- (a) RAP/FRAP. The coarse aggregate in all RAP/FRAP used shall be equal to or less than the nominal maximum size requirement for the HMA mixture being produced.

To remove or reduce agglomerated material, a scalping screen, gator, crushing unit, or comparable sizing device approved by the Engineer shall be used in the RAP feed system to remove or reduce oversized material. If material passing the sizing device adversely affects the mix production or quality of the mix, the sizing device shall be set at a size specified by the Engineer.

If the RAP/FRAP control tolerances or QC/QA test results require corrective action, the Contractor shall cease production of the mixture containing RAP/FRAP and either switch to the virgin aggregate design or submit a new RAP/FRAP design.

- (b) RAS. RAS shall be incorporated into the HMA mixture either by a separate weight depletion system or by using the RAP weigh belt. Either feed system shall be interlocked with the aggregate feed or weigh system to maintain correct proportions for all rates of production and batch sizes. The portion of RAS shall be controlled accurately to within ± 0.5 percent of the amount of RAS utilized. When using the weight depletion system, flow indicators or sensing devices shall be provided and interlocked with the plant controls such that the mixture production is halted when RAS flow is interrupted.

- (c) RAP/FRAP and/or RAS. HMA plants utilizing RAP/FRAP and/or RAS shall be capable of automatically recording and printing the following information.

(1) Dryer Drum Plants.

- a. Date, month, year, and time to the nearest minute for each print.
- b. HMA mix number assigned by the Department.
- c. Accumulated weight of dry aggregate (combined or individual) in tons (metric tons) to the nearest 0.1 ton (0.1 metric ton).
- d. Accumulated dry weight of RAP/FRAP/RAS in tons (metric tons) to the nearest 0.1 ton (0.1 metric ton).
- e. Accumulated mineral filler in revolutions, tons (metric tons), etc. to the nearest 0.1 unit.
- f. Accumulated asphalt binder in gallons (liters), tons (metric tons), etc. to the nearest 0.1 unit.

- g. Residual asphalt binder in the RAP/FRAP material as a percent of the total mix to the nearest 0.1 percent.
 - h. Aggregate and RAP/FRAP moisture compensators in percent as set on the control panel. (Required when accumulated or individual aggregate and RAP/FRAP are printed in wet condition.)
- (2) Batch Plants.
- a. Date, month, year, and time to the nearest minute for each print.
 - b. HMA mix number assigned by the Department.
 - c. Individual virgin aggregate hot bin batch weights to the nearest pound (kilogram).
 - d. Mineral filler weight to the nearest pound (kilogram).
 - e. RAP/FRAP/RAS weight to the nearest pound (kilogram).
 - f. Virgin asphalt binder weight to the nearest pound (kilogram).
 - g. Residual asphalt binder in the RAP/FRAP/RAS material as a percent of the total mix to the nearest 0.1 percent.

The printouts shall be maintained in a file at the plant for a minimum of one year or as directed by the Engineer and shall be made available upon request. The printing system will be inspected by the Engineer prior to production and verified at the beginning of each construction season thereafter.

1031.09 RAP in Aggregate Surface Course and Aggregate Wedge Shoulders, Type B.

The use of RAP in aggregate surface course (temporary access entrances only) and aggregate wedge shoulders, Type B shall be as follows.

- (a) Stockpiles and Testing. RAP stockpiles may be any of those listed in Article 1031.02, except "Non-Quality" and "FRAP". The testing requirements of Article 1031.03 shall not apply. RAP used shall be according to the current Bureau of Materials and Physical Research Policy Memorandum, "Reclaimed Asphalt Pavement (RAP) for Aggregate Applications".
- (b) Gradation. One hundred percent of the RAP material shall pass the 1 1/2 in. (37.5 mm) sieve. The RAP material shall be reasonably well graded from coarse to fine. RAP material that is gap-graded or single sized will not be accepted."

SPEED DISPLAY TRAILER (BDE)

Effective: April 2, 2014

Revised: January 1, 2017

Revise the third paragraph of Article 701.11 of the Standard Specifications to read:

“When not being utilized to inform and direct traffic, sign trailers, speed display trailers, arrow boards, and portable changeable message boards shall be treated as nonoperating equipment.”

Add the following to Article 701.15 of the Standard Specifications:

“(m) Speed Display Trailer. A speed display trailer is used to enhance safety of the traveling public and workers in work zones by alerting drivers of their speed, thus deterring them from driving above the posted work zone speed limit.”

Add the following to Article 701.20 of the Standard Specifications:

“(k) When speed display trailers are shown on the Standard, this work will not be paid for separately but shall be considered as included in the cost of the Standard.

For all other speed display trailers, this work will be paid for at the contract unit price per calendar month or fraction thereof for each trailer as SPEED DISPLAY TRAILER.”

Add the following to Article 1106.02 of the Standard Specifications:

“(o) Speed Display Trailer. The speed display trailer shall consist of a LED speed indicator display with self-contained, one-direction radar mounted on an orange see-through trailer. The height of the display and radar shall be such that it will function and be visible when located behind concrete barrier.

The speed measurement shall be by radar and provide a minimum detection distance of 1000 ft (300 m). The radar shall have an accuracy of ± 1 mile per hour.

The speed indicator display shall face approaching traffic and shall have a sign legend of “YOUR SPEED” immediately above or below the speed display. The sign letters shall be between 5 and 8 in. (125 and 200 mm) in height. The digital speed display shall show two digits (00 to 99) in mph. The color of the changeable message legend shall be a yellow legend on a black background. The minimum height of the numerals shall be 18 in. (450 mm), and the nominal legibility distance shall be at least 750 ft (250 m).

The speed indicator display shall be equipped with a violation alert that flashes the displayed detected speed when the work zone posted speed limit is exceeded. The speed indicator shall have a maximum speed cutoff. On roadway facilities with a normal posted speed limit greater than or equal to 45 mph, the detected speeds of vehicles traveling more than 25 mph over the work zone speed limit shall not be displayed. On facilities with normal posted speed limit of less than 45 mph, the detected speeds of vehicles traveling more than 15 mph over the work zone speeds limit shall not be displayed. On any roadway facility if detected speeds are less than 25 mph, they shall not be displayed. The display shall include automatic dimming for nighttime operation.

The speed indicator measurement and display functions shall be equipped with the power supply capable of providing 24 hours of uninterrupted service.”

SURFACE TESTING OF HOT-MIX ASPHALT OVERLAYS (BDE)

Effective: January 1, 2013

Revised: April 1, 2016

Revise Article 406.03(h) of the Standard Specifications to read:

“(h) Pavement Surface Test Equipment 1101.10”

Revise Article 406.11 of the Standard Specifications to read:

“**406.11 Surface Tests.** The finished surface of the pavement shall be tested for smoothness according to Article 407.09, except as follows:

One wheel track shall be tested per lane. Testing shall be performed 3 ft (1 m) from and parallel to the edge of the lane away from traffic.

SMOOTHNESS ASSESSMENT SCHEDULE (HMA Overlays)		
High-Speed Mainline Pavement Average Profile Index in./mile (mm/km)	Low-Speed Mainline Pavement Average Profile Index in./mile (mm/km)	Assessment per subplot
6.0 (95) or less	15.0 (240) or less	+\$150.00
>6.0 (95) to 10.0 (160)	>15.0 (240) to 25.0 (400)	+\$80.00
>10.0 (160) to 30.0 (475)	>25.0 (400) to 45.0 (710)	+\$0.00
>30.0 (475) to 40.0 (635)	>45.0 (710) to 65.0 (1025)	+\$0.00
Greater than 40.0 (635)	Greater than 65.0 (1025)	-\$300.00”

TEMPORARY PAVEMENT MARKING (BDE)

Effective: April 1, 2012

Revised: April 1, 2017

Revise Article 703.02 of the Standard Specifications to read:

“703.02 Materials. Materials shall be according to the following.

- (a) Pavement Marking Tape, Type I and Type III 1095.06
- (b) Paint Pavement Markings 1095.02
- (c) Pavement Marking Tape, Type IV 1095.11”

Revise the second paragraph of Article 703.05 of the Standard Specifications to read:

“Type I marking tape or paint shall be used at the option of the Contractor, except paint shall not be applied to the final wearing surface unless authorized by the Engineer for late season applications where tape adhesion would be a problem. Type III or Type IV marking tape shall be used on the final wearing surface when the temporary pavement marking will conflict with the permanent pavement marking such as on tapers, crossovers and lane shifts.”

Revise Article 703.07 of the Standard Specifications to read:

“703.07 Basis of Payment. This work will be paid for as follows.

- a) Short Term Pavement Marking. Short term pavement marking will be paid for at the contract unit price per foot (meter) for SHORT TERM PAVEMENT MARKING. Removal of short term pavement markings will be paid for at the contract unit price per square foot (square meter) for SHORT TERM PAVEMENT MARKING REMOVAL.
- b) Temporary Pavement Marking. Where the Contractor has the option of material type, temporary pavement marking will be paid for at the contract unit price per foot (meter) for TEMPORARY PAVEMENT MARKING of the line width specified, and at the contract unit price per square foot (square meter) for TEMPORARY PAVEMENT MARKING LETTERS AND SYMBOLS.

Where the Department specifies the use of pavement marking tape, the Type III or Type IV temporary pavement marking will be paid for at the contract unit price per foot (meter) for PAVEMENT MARKING TAPE, TYPE III or PAVEMENT MARKING TAPE, TYPE IV of the line width specified and at the contract unit price per square feet (square meter) for PAVEMENT MARKING TAPE, TYPE III - LETTERS AND SYMBOLS or PAVEMENT MARKING TAPE, TYPE IV – LETTERS AND SYMBOLS.

Removal of temporary pavement markings will be paid for at the contract unit price per square foot (square meter) for TEMPORARY PAVEMENT MARKING REMOVAL.

When temporary pavement marking is shown on the Standard, the cost of the temporary pavement marking and its removal will be included in the cost of the Standard.”

Add the following to Section 1095 of the Standard Specifications:

“1095.11 Pavement Marking Tape, Type IV. The temporary, preformed, patterned markings shall consist of a white or yellow tape with wet retroreflective media incorporated to provide immediate and continuing retroreflection during both wet and dry conditions. The tape shall be manufactured without the use of heavy metals including lead chromate pigments or other similar, lead-containing chemicals.

The white and yellow Type IV marking tape shall meet the Type III requirements of Article 1095.06 and the following.

- (a) Composition. The retroreflective pliant polymer pavement markings shall consist of a mixture of high-quality polymeric materials, pigments and glass beads distributed throughout its base cross-sectional area, with a layer of wet retroreflective media bonded to a durable polyurethane topcoat surface. The patterned surface shall have approximately 40% ± 10% of the surface area raised and presenting a near vertical face to traffic from any direction. The channels between the raised areas shall be substantially free of exposed beads or particles.
- (b) Retroreflectance. The white and yellow markings shall meet the following for initial dry and wet retroreflectance.
 - (1) Dry Retroreflectance. Dry retroreflectance shall be measured under dry conditions according to ASTM D 4061 and meet the values described in Article 1095.06 for Type III tape.
 - (2) Wet Retroreflectance. Wet retroreflectance shall be measured under wet conditions according to ASTM E 2177 and meet the values shown in the following table.

Wet Retroreflectance, Initial R_L	
Color	R_L 1.05/88.76
White	300
Yellow	200

- (c) Color. The material shall meet the following requirements for daylight reflectance and color, when tested, using a color spectrophotometer with 45 degrees circumferential/zero degree geometry, illuminant D65, and a two degree observer angle. The color instrument shall measure the visible spectrum from 380 to 720 nm with a wavelength measurement interval and spectral bandpass of 10 nm.

Color	Daylight Reflectance %Y
White	65 minimum
*Yellow	36-59

*Shall match Federal 595 Color No. 33538 and the chromaticity limits as follows.

x	0.490	0.475	0.485	0.530
y	0.470	0.438	0.425	0.456

- (d) Skid Resistance. The surface of the markings shall provide an average minimum skid resistance of 50 BPN when tested according to ASTM E 303.
- (e) Sampling, Testing, Acceptance, and Certification. Prior to approval and use of the wet reflective, temporary, removable pavement marking tape, the manufacturer shall submit a notarized certification from an independent laboratory, together with the results of all tests, stating that the material meets the requirements as set forth herein. The certification test report shall state the lot tested, manufacturer's name, and date of manufacture.

After approval by the Department, samples and certification by the manufacturer shall be submitted for each batch used. The manufacturer shall submit a certification stating that the material meets the requirements as set forth herein and is essentially identical to the material sent for qualification. The certification shall state the lot tested, manufacturer's name, and date of manufacture.

All costs of testing (other than tests conducted by the Department) shall be borne by the manufacturer."

TRAINING SPECIAL PROVISIONS (BDE)

Effective: October 15, 1975

This Training Special Provision supersedes Section 7b of the Special Provision entitled "Specific Equal Employment Opportunity Responsibilities," and is in implementation of 23 U.S.C. 140(a).

As part of the Contractor's equal employment opportunity affirmative action program, training shall be provided as follows:

The Contractor shall provide on-the-job training aimed at developing full journeyman in the type of trade or job classification involved. The number of trainees to be trained under this contract will be 2. In the event the Contractor subcontracts a portion of the contract work, he shall determine how many, if any, of the trainees are to be trained by the subcontractor, provided however, that the Contractor shall retain the primary responsibility for meeting the training requirements imposed by this special provision. The Contractor shall also insure that this Training Special Provision is made applicable to such subcontract. Where feasible, 25 percent of apprentices or trainees in each occupation shall be in their first year of apprenticeship or training.

The number of trainees shall be distributed among the work classifications on the basis of the Contractor's needs and the availability of journeymen in the various classifications within the reasonable area of recruitment. Prior to commencing construction, the Contractor shall submit to the Illinois Department of Transportation for approval the number of trainees to be trained in each selected classification and training program to be used. Furthermore, the Contractor shall specify the starting time for training in each of the classifications. The Contractor will be credited for each trainee employed by him on the contract work who is currently enrolled or becomes enrolled in an approved program and will be reimbursed for such trainees as provided hereinafter.

Training and upgrading of minorities and women toward journeyman status is a primary objective of this Training Special Provision. Accordingly, the Contractor shall make every effort to enroll minority trainees and women (e.g. by conducting systematic and direct recruitment through public and private sources likely to yield minority and women trainees) to the extent such persons are available within a reasonable area of recruitment. The Contractor will be responsible for demonstrating the steps that he has taken in pursuance thereof, prior to a determination as to whether the Contractor is in compliance with this Training Special Provision. This training commitment is not intended, and shall not be used, to discriminate against any applicant for training, whether a member of a minority group or not.

No employee shall be employed as a trainee in any classification in which he has successfully completed a training course leading to journeyman status or in which he has been employed as a journeyman. The Contractor should satisfy this requirement by including appropriate questions in the employee application or by other suitable means. Regardless of the method used, the Contractor's records should document the findings in each case.

The minimum length and type of training for each classification will be as established in the training program selected by the Contractor and approved by the Illinois Department of Transportation and the Federal Highway Administration. The Illinois Department of Transportation and the Federal Highway Administration shall approve a program, if it is reasonably calculated to meet the equal employment opportunity obligations of the Contractor and to qualify the average trainee for journeyman status in the classification concerned by the end of the training period. Furthermore, apprenticeship programs registered with the U.S. Department of Labor, Bureau of Apprenticeship and Training, or with a State apprenticeship agency recognized by the Bureau and training programs approved by not necessarily sponsored by the U.S. Department of Labor, Manpower Administration, Bureau of Apprenticeship and Training shall also be considered acceptable provided it is being administered in a manner consistent with the equal employment obligations of Federal-aid highway construction contracts. Approval or acceptance of a training program shall be obtained from the State prior to commencing work on the classification covered by the program. It is the intention of these provisions that training is to be provided in the construction crafts rather than clerk-typists or secretarial-type positions. Training is permissible in lower level management positions such as office engineers, estimators, timekeepers, etc., where the training is oriented toward construction applications. Training in the laborer classification may be permitted provided that significant and meaningful training is provided and approved by the Illinois Department of Transportation and the Federal Highway Administration. Some offsite training is permissible as long as the training is an integral part of an approved training program and does not comprise a significant part of the overall training.

Except as otherwise noted below, the Contractor will be reimbursed 80 cents per hour of training given an employee on this contract in accordance with an approved training program. As approved by the Engineer, reimbursement will be made for training of persons in excess of the number specified herein. This reimbursement will be made even though the Contractor receives additional training program funds from other sources, provided such other source does not specifically prohibit the Contractor from receiving other reimbursement. Reimbursement for offsite training indicated above may only be made to the Contractor where he does one or more of the following and the trainees are concurrently employed on a Federal-aid project; contributes to the cost of the training, provides the instruction to the trainee or pays the trainee's wages during the offsite training period.

No payment shall be made to the Contractor if either the failure to provide the required training, or the failure to hire the trainee as a journeyman, is caused by the Contractor and evidences a lack of good faith on the part of the Contractor in meeting the requirement of this Training Special Provision. It is normally expected that a trainee will begin his training on the project as soon as feasible after start of work utilizing the skill involved and remain on the project as long as training opportunities exist in his work classification or until he has completed his training program.

It is not required that all trainees be on board for the entire length of the contract. A Contractor will have fulfilled his responsibilities under this Training Special Provision if he has provided acceptable training to the number of trainees specified. The number trained shall be determined on the basis of the total number enrolled on the contract for a significant period.

Trainees will be paid at least 60 percent of the appropriate minimum journeyman's rate specified in the contract for the first half of the training period, 75 percent for the third quarter of the training period, and 90 percent for the last quarter of the training period, unless apprentices or trainees in an approved existing program are enrolled as trainees on this project. In that case, the appropriate rates approved by the Departments of Labor or Transportation in connection with the existing program shall apply to all trainees being trained for the same classification who are covered by this Training Special Provision.

The Contractor shall furnish the trainee a copy of the program he will follow in providing the training. The Contractor shall provide each trainee with a certification showing the type and length of training satisfactorily complete.

The Contractor shall provide for the maintenance of records and furnish periodic reports documenting his performance under this Training Special Provision.

Method of Measurement. The unit of measurement is in hours.

Basis of Payment. This work will be paid for at the contract unit price of 80 cents per hour for TRAINEES. The estimated total number of hours, unit price, and total price have been included in the schedule of prices.

IDOT TRAINING PROGRAM GRADUATE ON-THE-JOB TRAINING SPECIAL PROVISION

Effective: August 1, 2012

Revised: February 2, 2017

In addition to the Contractor's equal employment opportunity (EEO) affirmative action efforts undertaken as required by this Contract, the Contractor is encouraged to participate in the incentive program described below to provide additional on-the-job training to certified graduates of the IDOT pre-apprenticeship training program, as outlined in this Special Provision.

IDOT funds, and various Illinois community colleges operate, pre-apprenticeship training programs throughout the State to provide training and skill-improvement opportunities to promote the increased employment of minority groups, disadvantaged persons and women in all aspects of the highway construction industry. The intent of this IDOT Pre-Apprenticeship Training Program Graduate (TPG) special provision (Special Provision) is to place these certified program graduates on the project site for this Contract in order to provide the graduates with meaningful on-the-job training. Pursuant to this Special Provision, the Contractor must make every reasonable effort to recruit and employ certified TPG trainees to the extent such individuals are available within a practicable distance of the project site.

Specifically, participation of the Contractor or its subcontractor in the Program entitles the participant to reimbursement for graduates' hourly wages at \$15.00 per hour per utilized TPG trainee, subject to the terms of this Special Provision. Reimbursement payment will be made even though the Contractor or subcontractor may also receive additional training program funds from other non-IDOT sources for other non-TPG trainees on the Contract, provided such other source does not specifically prohibit the Contractor or subcontractor from receiving reimbursement from another entity through another program, such as IDOT through the TPG program. With regard to any IDOT funded construction training program other than TPG, however, additional reimbursement for other IDOT programs will not be made beyond the TPG Program described in this Special Provision when the TPG Program is utilized.

No payment will be made to the Contractor if the Contractor or subcontractor fails to provide the required on-site training to TPG trainees, as solely determined by IDOT. A TPG trainee must begin training on the project as soon as the start of work that utilizes the relevant trade skill and the TPG trainee must remain on the project site through completion of the Contract, so long as training opportunities continue to exist in the relevant work classification. Should a TPG trainee's employment end in advance of the completion of the Contract, the Contractor must promptly notify the IDOT District EEO Officer for the Contract that the TPG's involvement in the Contract has ended. The Contractor must supply a written report for the reason the TPG trainee involvement terminated, the hours completed by the TPG trainee on the Contract, and the number of hours for which the incentive payment provided under this Special Provision will be, or has been claimed for the separated TPG trainee.

Finally, the Contractor must maintain all records it creates as a result of participation in the Program on the Contract, and furnish periodic written reports to the IDOT District EEO Officer that document its contractual performance under and compliance with this Special Provision. Finally, through participation in the Program and reimbursement of wages, the Contractor is not relieved of, and IDOT has not waived, the requirements of any federal or state labor or employment law applicable to TPG workers, including compliance with the Illinois Prevailing Wage Act.

METHOD OF MEASUREMENT: The unit of measurement is in hours.

BASIS OF PAYMENT: This work will be paid for at the contract unit price of \$15.00 per hour for each utilized certified TPG Program trainee (TRAINEES TRAINING PROGRAM GRADUATE). The estimated total number of hours, unit price, and total price must be included in the schedule of prices for the Contract submitted by Contractor prior to beginning work. The initial number of TPG trainees for which the incentive is available for this contract is 2.

The Department has contracted with several educational institutions to provide screening, tutoring and pre-training to individuals interested in working as a TPG trainee in various areas of common construction trade work. Only individuals who have successfully completed a Pre-Apprenticeship Training Program at these IDOT approved institutions are eligible to be TPG trainees. To obtain a list of institutions that can connect the Contractor with eligible TPG trainees, the Contractor may contact: HCCTP TPG Program Coordinator, Office of Business and Workforce Diversity (IDOT OBWD), Room 319, Illinois Department of Transportation, 2300 S. Dirksen Parkway, Springfield, Illinois 62764. Prior to commencing construction with the utilization of a TPG trainee, the Contractor must submit documentation to the IDOT District EEO Officer for the Contract that provides the names and contact information of the TPG trainee(s) to be trained in each selected work classification, proof that that the TPG trainee(s) has successfully completed a Pre-Apprenticeship Training Program, proof that the TPG is in an Apprenticeship Training Program approved by the U.S. Department of Labor Bureau of Apprenticeship Training, and the start date for training in each of the applicable work classifications.

To receive payment, the Contractor must provide training opportunities aimed at developing a full journeyworker in the type of trade or job classification involved. During the course of performance of the Contract, the Contractor may seek approval from the IDOT District EEO Officer to employ additional eligible TPG trainees. In the event the Contractor subcontracts a portion of the contracted work, it must determine how many, if any, of the TPGs will be trained by the subcontractor. Though a subcontractor may conduct training, the Contractor retains the responsibility for meeting all requirements imposed by this Special Provision. The Contractor must also include this Special Provision in any subcontract where payment for contracted work performed by a TPG trainee will be passed on to a subcontractor.

Training through the Program is intended to move TPGs toward journeyman status, which is the primary objective of this Special Provision. Accordingly, the Contractor must make every effort to enroll TPG trainees by recruitment through the Program participant educational institutions to the extent eligible TPGs are available within a reasonable geographic area of the project. The Contractor is responsible for demonstrating, through documentation, the recruitment efforts it has undertaken prior to the determination by IDOT whether the Contractor is in compliance with this Special Provision, and therefore, entitled to the Training Program Graduate reimbursement of \$15.00 per hour.

Notwithstanding the on-the-job training requirement of this TPG Special Provision, some minimal off-site training is permissible as long as the offsite training is an integral part of the work of the contract, and does not compromise or conflict with the required on-site training that is central to the purpose of the Program. No individual may be employed as a TPG trainee in any work classification in which he/she has previously successfully completed a training program leading to journeyman status in any trade, or in which he/she has worked at a journeyman level or higher.

TUBULAR MARKERS (BDE)

Effective: January 1, 2017

Revise Article 701.03(j) of the Standard Specifications to read:

“(j) Tubular Markers 1106.02”

Revise Article 701.15(g) of the Standard Specifications to read:

“(g) Tubular Markers. Tubular markers are used to channelize traffic. They shall only be used when specified.”

Revise the second paragraph of Article 701.18(f) of the Standard Specifications to read:

“Devices no greater than 24 in. (600 mm) wide, may be used in place of tubular markers when the two-way operation is to be in place four days or less.”

Revise the second sentence of the second paragraph of Article 1106.02 of the Standard Specifications to read:

“These include cones, tubular markers, and plastic drums with no attachments.”

Revise the third sentence of the seventh paragraph of Article 1106.02 of the Standard Specifications to read:

“Sheeting used on cones, drums, and tubular markers shall be reboundable as tested according to ASTM D 4956.”

Revise Article 1106.02(f) of the Standard Specifications to read:

“(f) Tubular Markers. Tubular Markers shall be designed to bend under repeated impacts and return to an upright position without damage to the impacting vehicle or the markers. The markers shall be readily removable from the bases to permit field replacement.

The markers shall be orange in color having two white and two fluorescent orange bands.”

WARM MIX ASPHALT (BDE)

Effective: January 1, 2012

Revised: April 1, 2016

Description. This work shall consist of designing, producing and constructing Warm Mix Asphalt (WMA) in lieu of Hot Mix Asphalt (HMA) at the Contractor's option. Work shall be according to Sections 406, 407, 408, 1030, and 1102 of the Standard Specifications, except as modified herein. In addition, any references to HMA in the Standard Specifications, or the special provisions shall be construed to include WMA.

WMA is an asphalt mixture which can be produced at temperatures lower than allowed for HMA utilizing approved WMA technologies. WMA technologies are defined as the use of additives or processes which allow a reduction in the temperatures at which HMA mixes are produced and placed. WMA is produced by the use of additives, a water foaming process, or combination of both. Additives include minerals, chemicals or organics incorporated into the asphalt binder stream in a dedicated delivery system. The process of foaming injects water into the asphalt binder stream, just prior to incorporation of the asphalt binder with the aggregate.

Approved WMA technologies may also be used in HMA provided all the requirements specified herein, with the exception of temperature, are met. However, asphalt mixtures produced at temperatures in excess of 275 °F (135 °C) will not be considered WMA when determining the grade reduction of the virgin asphalt binder grade.

Equipment.

Revise the first paragraph of Article 1102.01 of the Standard Specifications to read:

“1102.01 Hot-Mix Asphalt Plant. The hot-mix asphalt (HMA) plant shall be the batch-type, continuous-type, or dryer drum plant. The plants shall be evaluated for prequalification rating and approval to produce HMA according to the current Bureau of Materials and Physical Research Policy Memorandum, “Approval of Hot-Mix Asphalt Plants and Equipment”. Once approved, the Contractor shall notify the Bureau of Materials and Physical Research to obtain approval of all plant modifications. The plants shall not be used to produce mixtures concurrently for more than one project or for private work unless permission is granted in writing by the Engineer. The plant units shall be so designed, coordinated and operated that they will function properly and produce HMA having uniform temperatures and compositions within the tolerances specified. The plant units shall meet the following requirements.”

Add the following to Article 1102.01(a) of the Standard Specifications.

“(11) Equipment for Warm Mix Technologies.

- a. Foaming. Metering equipment for foamed asphalt shall have an accuracy of ± 2 percent of the actual water metered. The foaming control system shall be electronically interfaced with the asphalt binder meter.
- b. Additives. Additives shall be introduced into the plant according to the supplier’s recommendations and shall be approved by the Engineer. The system for introducing the WMA additive shall be interlocked with the aggregate feed or weigh system to maintain correct proportions for all rates of production and batch sizes.”

Mix Design Verification.

Add the following to Article 1030.04 of the Standard Specifications.

“(e) Warm Mix Technologies.

- (1) Foaming. WMA mix design verification will not be required when foaming technology is used alone (without WMA additives). However, the foaming technology shall only be used on HMA designs previously approved by the Department.
- (2) Additives. WMA mix designs utilizing additives shall be submitted to the Engineer for mix design verification.”

Construction Requirements.

Revise the second paragraph of Article 406.06(b)(1) of the Standard Specifications to read:

“The HMA shall be delivered at a temperature of 250 to 350 °F (120 to 175 °C).
WMA shall be delivered at a minimum temperature of 215 °F (102 °C).”

Basis of Payment.

This work will be paid at the contract unit price bid for the HMA pay items involved. Anti-strip will not be paid for separately, but shall be considered as included in the cost of the work.

WEEKLY DBE TRUCKING REPORTS (BDE)

Effective: June 2, 2012

Revised: April 2, 2015

The Contractor shall submit a weekly report of Disadvantaged Business Enterprise (DBE) trucks hired by the Contractor or subcontractors (i.e. not owned by the Contractor or subcontractors) that are used for DBE goal credit.

The report shall be submitted to the Engineer on Department form "SBE 723" within ten business days following the reporting period. The reporting period shall be Monday through Sunday for each week reportable trucking activities occur.

Any costs associated with providing weekly DBE trucking reports shall be considered as included in the contract unit prices bid for the various items of work involved and no additional compensation will be allowed.

BITUMINOUS MATERIALS COST ADJUSTMENTS (BDE) (RETURN FORM WITH BID)

Effective: November 2, 2006

Revised: July 1, 2015

Description. Bituminous material cost adjustments will be made to provide additional compensation to the Contractor, or credit to the Department, for fluctuations in the cost of bituminous materials when optioned by the Contractor. The bidder shall indicate on the attached form whether or not this special provision will be part of the contract and submit the completed form with his/her bid. Failure to submit the form, or failure to fill out the form completely, shall make this contract exempt of bituminous materials cost adjustments.

The adjustments shall apply to permanent and temporary hot-mix asphalt (HMA) mixtures, bituminous surface treatments (cover and seal coats), and preventative maintenance type surface treatments that are part of the original proposed construction, or added as extra work and paid for by agreed unit prices. The adjustments shall not apply to bituminous prime coats, tack coats, crack filling/sealing, joint filling/sealing, or extra work paid for at a lump sum price or by force account.

Method of Adjustment. Bituminous materials cost adjustments will be computed as follows.

$$CA = (BPI_P - BPI_L) \times (\%AC_V / 100) \times Q$$

- Where: CA = Cost Adjustment, \$.
BPI_P = Bituminous Price Index, as published by the Department for the month the work is performed, \$/ton (\$/metric ton).
BPI_L = Bituminous Price Index, as published by the Department for the month prior to the letting for work paid for at the contract price; or for the month the agreed unit price letter is submitted by the Contractor for extra work paid for by agreed unit price, \$/ton (\$/metric ton).
%AC_V = Percent of virgin Asphalt Cement in the Quantity being adjusted. For HMA mixtures, the % AC_V will be determined from the adjusted job mix formula. For bituminous materials applied, a performance graded or cutback asphalt will be considered to be 100% AC_V and undiluted emulsified asphalt will be considered to be 65% AC_V.
Q = Authorized construction Quantity, tons (metric tons) (see below).

For HMA mixtures measured in square yards: $Q, \text{ tons} = A \times D \times (G_{mb} \times 46.8) / 2000$. For HMA mixtures measured in square meters: $Q, \text{ metric tons} = A \times D \times (G_{mb} \times 1) / 1000$. When computing adjustments for full-depth HMA pavement, separate calculations will be made for the binder and surface courses to account for their different G_{mb} and % AC_V.

For bituminous materials measured in gallons: $Q, \text{ tons} = V \times 8.33 \text{ lb/gal} \times SG / 2000$
For bituminous materials measured in liters: $Q, \text{ metric tons} = V \times 1.0 \text{ kg/L} \times SG / 1000$

- Where: A = Area of the HMA mixture, sq yd (sq m).
D = Depth of the HMA mixture, in. (mm).
G_{mb} = Average bulk specific gravity of the mixture, from the approved mix design.
V = Volume of the bituminous material, gal (L).
SG = Specific Gravity of bituminous material as shown on the bill of lading.

Basis of Payment. Bituminous materials cost adjustments may be positive or negative but will only be made when there is a difference between the BPI_L and BPI_P in excess of five percent, as calculated by:

$$\text{Percent Difference} = \{(BPI_L - BPI_P) \div BPI_L\} \times 100$$

Bituminous materials cost adjustments will be calculated for each calendar month in which applicable bituminous material is placed; and will be paid or deducted when all other contract requirements for the work placed during the month are satisfied. The adjustments shall not apply during contract time subject to liquidated damages for completion of the entire contract.

Return With Bid

**ILLINOIS DEPARTMENT
OF TRANSPORTATION**

**OPTION FOR
BITUMINOUS MATERIALS COST ADJUSTMENTS**

The bidder shall submit this completed form with his/her bid. Failure to submit the form, or failure to fill out the form completely, shall make this contract exempt of bituminous materials cost adjustments. After award, this form, when submitted, shall become part of the contract.

Contract No.: _____

Company Name: _____

Contractor's Option:

Is your company opting to include this special provision as part of the contract?

Yes No

Signature: _____ **Date:** _____

FUEL COST ADJUSTMENT (BDE) (RETURN FORM WITH BID)

Effective: April 1, 2009

Revised: July 1, 2015

Description. Fuel cost adjustments will be made to provide additional compensation to the Contractor, or a credit to the Department, for fluctuations in fuel prices when optioned by the Contractor. The bidder shall indicate on the attached form whether or not this special provision will be part of the contract and submit the completed form with his/her bid. Failure to submit the form or failure to indicate contract number, company name and sign and date the form shall make this contract exempt of fuel cost adjustments for all categories of work. Failure to indicate "Yes" for any category of work will make that category of work exempt from fuel cost adjustment.

General. The fuel cost adjustment shall apply to contract pay items as grouped by category. The adjustment shall only apply to those categories of work checked "Yes", and only when the cumulative plan quantities for a category exceed the required threshold. Adjustments to work items in a category, either up or down, and extra work paid for by agreed unit price will be subject to fuel cost adjustment only when the category representing the added work was subject to the fuel cost adjustment. Extra work paid for at a lump sum price or by force account will not be subject to fuel cost adjustment. Category descriptions and thresholds for application and the fuel usage factors which are applicable to each are as follows:

(a) Categories of Work.

- (1) Category A: Earthwork. Contract pay items performed under Sections 202, 204, and 206 including any modified standard or nonstandard items where the character of the work to be performed is considered earthwork. The cumulative total of all applicable item plan quantities shall exceed 25,000 cu yd (20,000 cu m). Included in the fuel usage factor is a weighted average 0.10 gal/cu yd (0.50 liters/cu m) factor for trucking.
- (2) Category B: Subbases and Aggregate Base Courses. Contract pay items constructed under Sections 311, 312 and 351 including any modified standard or nonstandard items where the character of the work to be performed is considered construction of a subbase or aggregate, stabilized or modified base course. The cumulative total of all applicable item plan quantities shall exceed 5000 tons (4500 metric tons). Included in the fuel usage factor is a 0.60 gal/ton (2.50 liters/metric ton) factor for trucking.
- (3) Category C: Hot-Mix Asphalt (HMA) Bases, Pavements and Shoulders. Contract pay items constructed under Sections 355, 406, 407 and 482 including any modified standard or nonstandard items where the character of the work to be performed is considered HMA bases, pavements and shoulders. The cumulative total of all applicable item plan quantities shall exceed 5000 tons (4500 metric tons). Included in the fuel usage factor is 0.60 gal/ton (2.50 liters/metric ton) factor for trucking.

- (4) Category D: Portland Cement Concrete (PCC) Bases, Pavements and Shoulders. Contract pay items constructed under Sections 353, 420, 421 and 483 including any modified standard or nonstandard items where the character of the work to be performed is considered PCC base, pavement or shoulder. The cumulative total of all applicable item plan quantities shall exceed 7500 sq yd (6000 sq m). Included in the fuel usage factor is 1.20 gal/cu yd (5.94 liters/cu m) factor for trucking.
- (5) Category E: Structures. Structure items having a cumulative bid price that exceeds \$250,000 for pay items constructed under Sections 502, 503, 504, 505, 512, 516 and 540 including any modified standard or nonstandard items where the character of the work to be performed is considered structure work when similar to that performed under these sections and not included in categories A through D.

(b) Fuel Usage Factors.

English Units		
Category	Factor	Units
A - Earthwork	0.34	gal / cu yd
B – Subbase and Aggregate Base courses	0.62	gal / ton
C – HMA Bases, Pavements and Shoulders	1.05	gal / ton
D – PCC Bases, Pavements and Shoulders	2.53	gal / cu yd
E – Structures	8.00	gal / \$1000

Metric Units		
Category	Factor	Units
A - Earthwork	1.68	liters / cu m
B – Subbase and Aggregate Base courses	2.58	liters / metric ton
C – HMA Bases, Pavements and Shoulders	4.37	liters / metric ton
D – PCC Bases, Pavements and Shoulders	12.52	liters / cu m
E – Structures	30.28	liters / \$1000

(c) Quantity Conversion Factors.

Category	Conversion	Factor
B	sq yd to ton	0.057 ton / sq yd / in depth
	sq m to metric ton	0.00243 metric ton / sq m / mm depth
C	sq yd to ton	0.056 ton / sq yd / in depth
	sq m to metric ton	0.00239 m ton / sq m / mm depth
D	sq yd to cu yd	0.028 cu yd / sq yd / in depth
	sq m to cu m	0.001 cu m / sq m / mm depth

Method of Adjustment. Fuel cost adjustments will be computed as follows.

$$CA = (FPI_P - FPI_L) \times FUF \times Q$$

Where: CA = Cost Adjustment, \$
FPI_P = Fuel Price Index, as published by the Department for the month the work is performed, \$/gal (\$/liter)
FPI_L = Fuel Price Index, as published by the Department for the month prior to the letting for work paid for at the contract price; or for the month the agreed unit price letter is submitted by the Contractor for extra work paid for by agreed unit price, \$/gal (\$/liter)
FUF = Fuel Usage Factor in the pay item(s) being adjusted
Q = Authorized construction Quantity, tons (metric tons) or cu yd (cu m)

The entire FUF indicated in paragraph (b) will be used regardless of use of trucking to perform the work.

Basis of Payment. Fuel cost adjustments may be positive or negative but will only be made when there is a difference between the FPI_L and FPI_P in excess of five percent, as calculated by:

$$\text{Percent Difference} = \{(FPI_L - FPI_P) \div FPI_L\} \times 100$$

Fuel cost adjustments will be calculated for each calendar month in which applicable work is performed; and will be paid or deducted when all other contract requirements for the items of work are satisfied. The adjustments shall not apply during contract time subject to liquidated damages for completion of the entire contract.

Return With Bid

**ILLINOIS DEPARTMENT
OF TRANSPORTATION**

**OPTION FOR
FUEL COST ADJUSTMENT**

The bidder shall submit this completed form with his/her bid. Failure to submit the form or properly complete contract number, company name, and sign and date the form shall make this contract exempt of fuel cost adjustments in all categories. Failure to indicate "Yes" for any category of work at the time of bid will make that category of work exempt from fuel cost adjustment. After award, this form, when submitted shall become part of the contract.

Contract No.: _____

Company Name: _____

Contractor's Option:

Is your company opting to include this special provision as part of the contract plans for the following categories of work?

- | | | |
|--|-----|--------------------------|
| Category A Earthwork. | Yes | <input type="checkbox"/> |
| Category B Subbases and Aggregate Base Courses | Yes | <input type="checkbox"/> |
| Category C HMA Bases, Pavements and Shoulders | Yes | <input type="checkbox"/> |
| Category D PCC Bases, Pavements and Shoulders | Yes | <input type="checkbox"/> |
| Category E Structures | Yes | <input type="checkbox"/> |

Signature: _____ **Date:** _____

SWPPP



Storm Water Pollution Prevention Plan



Route FAI 55	Marked Route Interstate 55	Section (53-4) R&I
Project Number D-93-031-16	County Livingston	Contract Number 66F23

This plan has been prepared to comply with the provisions of the National Pollutant Discharge Elimination System (NPDES) Permit No. ILR10 (Permit ILR10), issues by the Illinois Environmental Protection Agency (IEPA) for storm water discharges from construction site activities.

I certify under penalty of law that this document and all attachments were prepared under my direction or supervision in accordance with a system designed to assure that qualified personnel properly gathered and evaluated the information submitted. Based on my inquiry of the person or persons who manage the system, or those persons directly responsible for gathering the information, the information submitted is, to the best of my knowledge and belief, true, accurate and complete. I am aware that there are significant penalties for submitting false information, including the possibility of fine and imprisonment for knowing violations.

Print Name Kevin Marchek	Title Regional Engineer/Region 2	Agency Illinois Dept of Transportation
Signature <i>Kevin Marchek P.E.</i>	Date 4-7-17	

I. Site Description

- A. Provide a description of the project location (include latitude and longitude):
 Just North of IL 23 interchange to 4.7 miles north of the interchange
 (Lat N 40.932129, Long W 88.614085)
- B. Provide a description of the construction activity which is subject of this plan:
 Mill exist HMA, rubblize concrete, overlay w/ new HMA, underdrain, culvert work, embankment.
- C. Provide the estimated duration of this project:
 August 2017 to December 2018
- D. The total area of the construction site is estimated to be 154 acres.
 The total area of the site estimated to be disturbed by excavation, grading or other activities is 36 acres.
- E. The following is a weighted average of the runoff coefficient for this project after construction activities are completed:
0.57
- F. List all soils found within project boundaries. Include map unit name, slope information and erosivity:

See attached soil exhibit.

Swygert silty clay loam, 0 to 2 percent slope (91A) - A somewhat poorly drained soil with moderately low permeability. The soil has a low susceptibility to water erosion and is slightly susceptible to wind erosion.

Swygert silty clay loam, 2 to 4 percent slope (91B2) - A somewhat poorly drained soil with moderately low permeability. The soil has a moderate susceptibility to water erosion and is slightly susceptible to wind erosion.

La Hogue loam, 0 to 4 percent slope (102A) - A somewhat poorly drained soil with moderately high to high permeability. The soil has a low susceptibility to water erosion and is slightly susceptible to wind erosion.

Selma loam, 0 to 2 percent slope (125A) - A poorly drained soil with moderately high to high permeability. The soil has a low susceptibility to water erosion and is slightly susceptible to wind erosion.

Clarence silty clay loam, 2 to 4 percent slope (147B2) - A somewhat poorly drained soil with very low to moderately low permeability. The soil has a moderate susceptibility to water erosion and is slightly susceptible to wind erosion.

Onarga fine sandy loam, 2 to 5 percent slope (150B) - A well-drained soil with moderately high to high permeability. The soil has a low susceptibility to water erosion and is moderately susceptible to wind erosion.

Rowe silty clay loam, 0 to 2 percent slope (230A) - A poorly drained soil with very low to moderately low permeability. The soil has a moderate susceptibility to water erosion and is slightly susceptible to wind erosion.

Bryce silty clay, 0 to 2 percent slope (235A) - A poorly drained soil with moderately low permeability. The soil has a low susceptibility to water erosion and is moderately susceptible to wind erosion.

Rantoul silty clay, 0 to 2 percent slope (238A) - A very poorly drained soil with moderately low permeability. The soil has a low susceptibility to water erosion and is moderately susceptible to wind erosion.

Mokena silt loam, 0 to 2 percent slope (295A) - A somewhat poorly drained soil with moderately low permeability. The soil has a moderate susceptibility to water erosion and is slightly susceptible to wind erosion.

Westland clay loam, 0 to 2 percent slope (300A) - A poorly drained soil with moderately high to high permeability. The soil has a low susceptibility to water erosion and is slightly susceptible to wind erosion.

Crane loam, 0 to 2 percent slope (609A) - A somewhat poorly drained soil with moderately high to high permeability. The soil has a low susceptibility to water erosion and is slightly susceptible to wind erosion.

Orthents, loamy, undulating, 1 to 6 percent slope (802B) - A well-drained soil with moderately high permeability. The soil has a very moderate susceptibility to water erosion and is slightly susceptible to wind erosion.

Orthents, clayey undulating, 1 to 6 percent slope (805B) - A moderately well drained soil with moderately low permeability. The soil has a moderate susceptibility to water erosion and is moderately susceptible to wind erosion.

Zook silty clay, 0 to 2 percent slope, frequently flooded (3405A) - A poorly drained soil with moderately low to moderately high permeability. The soil has a moderate susceptibility to water erosion and is moderately susceptible to wind erosion.

- G. Provide an aerial extent of wetland acreage at the site:

No wetland impact.

- H. Provide a description of potentially erosive areas associated with this project:

Soil properties are fairly similar throughout the majority of the project. Potential critical areas would be 1:3 or steeper slopes.

- I. The following is a description of soil disturbing activities by stages, their locations, and their erosive factors (e.g. steepness of slopes, length of scopes, etc.):

Soil disturbing activities include removal and replacement of storm sewer, installation of pipe underdrain, and addition of embankment. Soil slope generally less than 1:5. Land disturbance will extend from April 2017 to final landscaping in May 2018.

J. See the erosion control plans and/or drainage plans for this contract for information regarding drainage patterns, approximate slopes anticipated before and after major grading activities, locations where vehicles enter or exit the site and controls to prevent off site sediment tracking (to be added after contractor identifies locations), areas of soil disturbance, the location of major structural and non-structural controls identified in the plan, the location of areas where stabilization practices are expected to occur, surface waters (including wetlands) and locations where storm water is discharged to surface water including wetlands.

K. Identify who owns the drainage system (municipality or agency) this project will drain into:

State

L. The following is a list of General NPDES ILR40 permittees within whose reporting jurisdiction this project is located.

Illinois Department of Transportation

M. The following is a list of receiving water(s) and the ultimate receiving water(s) for this site. The location of the receiving waters can be found on the erosion and sediment control plans:

Wolf Creek

N. Describe areas of the site that are to be protected or remain undisturbed. These areas may include steep slopes, highly erodible soils, streams, stream buffers, specimen trees, natural vegetation, nature preserves, etc.

none

O. The following sensitive environmental resources are associated with this project, and may have the potential to be impacted by the proposed development:

- Floodplain
- Wetland Riparian
- Threatened and Endangered Species
- Historic Preservation
- 303(d) Listed receiving waters for suspended solids, turbidity, or siltation
- Receiving waters with Total Maximum Daily Load (TMDL) for sediment, total suspended solids, turbidity, or siltation
- Applicable Federal, Tribal, State or Local Programs
- Other

1. 303(d) Listed receiving waters (fill out this section if checked above):

a. The name(s) of the listed water body, and identification of all pollutants causing impairment:

b. Provide a description of how erosion and sediment control practices will prevent a discharge of sediment resulting from a storm event equal to or greater than a twenty-five (25) year, twenty-four (24) hour rainfall event:

c. Provide a description of the location(s) of direct discharge from the project site to the 303(d) water body:

d. Provide a description of the location(s) of any dewatering discharges to the MS4 and/or water body:

2. TMDL (fill out this section if checked above)

a. The name(s) of the listed water body:

b. Provide a description of the erosion and sediment control strategy that will be incorporated into the site design that is consistent with the assumptions and requirements of the TMDL:

c. If a specific numeric waste load allocation has been established that would apply to the project's discharges, provide a description of the necessary steps to meet the allocation:

P. The following pollutants of concern will be associated with this construction project:

- | | |
|---|--|
| <input checked="" type="checkbox"/> Soil Sediment | <input checked="" type="checkbox"/> Petroleum (gas, diesel, oil, kerosene, hydraulic oil / fluids) |
| <input checked="" type="checkbox"/> Concrete | <input checked="" type="checkbox"/> Antifreeze / Coolants |
| <input checked="" type="checkbox"/> Concrete Truck waste | <input checked="" type="checkbox"/> Waste water from cleaning construction equipment |
| <input checked="" type="checkbox"/> Concrete Curing Compounds | <input type="checkbox"/> Other (specify) _____ |
| <input type="checkbox"/> Solid waste Debris | <input type="checkbox"/> Other (specify) _____ |
| <input type="checkbox"/> Paints | <input type="checkbox"/> Other (specify) _____ |
| <input type="checkbox"/> Solvents | <input type="checkbox"/> Other (specify) _____ |
| <input checked="" type="checkbox"/> Fertilizers / Pesticides | <input type="checkbox"/> Other (specify) _____ |

II. Controls

This section of the plan addresses the controls that will be implemented for each of the major construction activities described in I.C. above and for all use areas, borrow sites, and waste sites. For each measure discussed, the Contractor will be responsible for its implementation as indicated. The Contractor shall provide to the Resident Engineer a plan for the implementation of the measures indicated. The Contractor and subcontractors, will notify the Resident Engineer of any proposed changes, maintenance, or modifications to keep construction activities compliant with the Permit ILR10. Each such Contractor has signed the required certification on forms which are attached to, and are a part of, this plan:

A. **Erosion and Sediment Controls:** At a minimum, controls must be coordinated, installed, and maintained to:

1. Minimize the amount of soil exposed during construction activity;
2. Minimize the disturbance of steep slopes;
3. Maintain natural buffers around surface waters, direct storm water to vegetated areas to increase sediment removal and maximize storm water infiltration, unless infeasible;
4. Minimize soil compaction and, unless infeasible, preserve topsoil.

B. **Stabilization Practices:** Provided below is a description of interim and permanent stabilization practices, including site- specific scheduling of the implementation of the practices. Site plans will ensure that existing vegetation is preserved where attainable and disturbed portions of the site will be stabilized. Stabilization practices may include but are not limited to: temporary seeding, permanent seeding, mulching, geotextiles, sodding, vegetative buffer strips, protection of trees, preservation of mature vegetation, and other appropriate measures. Except as provided below in II(B)(1) and II(B)(2), stabilization measures shall be initiated **immediately** where construction activities have temporarily or permanently ceased, but in no case more than **one (1) day** after the construction activity in that portion of the site has temporarily or permanently ceases on all disturbed portions of the site where construction will not occur for a period of fourteen (14) or more calendar days.

1. Where the initiation of stabilization measures is precluded by snow cover, stabilization measures shall be initiated as soon as practicable.
2. On areas where construction activity has temporarily ceased and will resume after fourteen (14) days, a temporary stabilization method can be used.

The following stabilization practices will be used for this project:

- | | |
|---|--|
| <input type="checkbox"/> Preservation of Mature Vegetation | <input checked="" type="checkbox"/> Erosion Control Blanket / Mulching |
| <input type="checkbox"/> Vegetated Buffer Strips | <input type="checkbox"/> Sodding |
| <input type="checkbox"/> Protection of Trees | <input type="checkbox"/> Geotextiles |
| <input checked="" type="checkbox"/> Temporary Erosion Control Seeding | <input type="checkbox"/> Other (specify) _____ |
| <input type="checkbox"/> Temporary Turf (Seeding, Class 7) | <input type="checkbox"/> Other (specify) _____ |
| <input type="checkbox"/> Temporary Mulching | <input type="checkbox"/> Other (specify) _____ |
| <input checked="" type="checkbox"/> Permanent Seeding | <input type="checkbox"/> Other (specify) _____ |

Describe how the stabilization practices listed above will be utilized during construction:

Temporary Erosion Control Seeding - Seed mixture will depend on the time of year it is applied. Seeding will be completed in accordance with IDOT Standard Specifications.
 Permanent Seeding - Seeding, Class 2a will be installed per IDOT specifications.

Erosion Control Blanket - Erosion Control Blanket will be installed in high velocity areas (i.e. ditches) that have been brought to final grade and seeded to protect slopes from erosion and allow seed to germinate.
 Mulch, Method 2 - Mulch Method 2 will be installed over fill slopes that have been brought to final grade and seeded to protect slopes from erosion and allow seeds to germinate.

Describe how the stabilization practices listed above will be utilized after construction activities have been completed:

The permanent seeding will protect the unpaved areas.

- C. **Structural Practices:** Provided below is a description of structural practices that will be implemented, to the degree attainable, to divert flows from exposed soils, store flows or otherwise limit runoff and the discharge of pollutants from exposed areas of the site. Such practices may include but are not limited to: perimeter erosion barrier, earth dikes, drainage swales, sediment traps, ditch checks, subsurface drains, pipe slope drains, level spreaders, storm drain inlet protection, rock outlet protection, reinforced soil retaining systems, gabions, and temporary or permanent sediment basins. The installation of these devices may be subject to Section 404 of the Clean Water Act.

The following stabilization practices will be used for this project:

- | | |
|--|--|
| <input checked="" type="checkbox"/> Perimeter Erosion Barrier | <input type="checkbox"/> Rock Outlet Protection |
| <input checked="" type="checkbox"/> Temporary Ditch Check | <input checked="" type="checkbox"/> Riprap |
| <input checked="" type="checkbox"/> Storm Drain Inlet Protection | <input type="checkbox"/> Gabions |
| <input type="checkbox"/> Sediment Trap | <input type="checkbox"/> Slope Mattress |
| <input type="checkbox"/> Temporary Pipe Slope Drain | <input type="checkbox"/> Retaining Walls |
| <input type="checkbox"/> Temporary Sediment Basin | <input type="checkbox"/> Slope Walls |
| <input type="checkbox"/> Temporary Stream Crossing | <input type="checkbox"/> Concrete Revetment Mats |
| <input type="checkbox"/> Stabilized Construction Exits | <input type="checkbox"/> Level Spreaders |
| <input type="checkbox"/> Turf Reinforcement Mats | <input type="checkbox"/> Other (specify) _____ |
| <input type="checkbox"/> Permanent Check Dams | <input type="checkbox"/> Other (specify) _____ |
| <input type="checkbox"/> Permanent Sediment Basin | <input type="checkbox"/> Other (specify) _____ |
| <input type="checkbox"/> Aggregate Ditch | <input type="checkbox"/> Other (specify) _____ |
| <input type="checkbox"/> Paved Ditch | <input type="checkbox"/> Other (specify) _____ |

Describe how the structural practices listed above will be utilized during construction:

Perimeter Erosion Barrier - Perimeter Erosion Barrier will be installed according to IDOT specifications to ensure erodible soil stays within the construction limits.
 Temporary Ditch Checks - Temporary ditch checks will be installed according to IDOT specifications at locations where runoff from disturbed areas is collected.
 Storm Drain Inlet Protection - Inlet and Pipe Protection will be used at all drainage structures.

Rip Rap - Stone Rip Rap with filter fabric will be used at Wolf Creek to prevent scour.

Describe how the structural practices listed above will be utilized after construction activities have been completed:

Rip Rap will remain in place at Wolf Creek after construction to prevent erosion.

D. **Treatment Chemicals**

Will polymer flocculents or treatment chemicals be utilized on this project: Yes No

If yes above, identify where and how polymer flocculents or treatment chemicals will be utilized on this project.

[Redacted]

E. **Permanent Storm Water Management Controls:** Provided below is a description of measures that will be installed during the construction process to control volume and pollutants in storm water discharges that will occur after construction operations have been completed. The installation of these devices may be subject to Section 404 of the Clean Water act.

1. Such practices may include but are not limited to: storm water detention structures (including wet ponds), storm water retention structures, flow attenuation by use of open vegetated swales and natural depressions, infiltration of runoff on site, and sequential systems (which combine several practices).

The practices selected for implementation were determined on the basis of the technical guidance in Chapter 41 (Construction Site Storm Water Pollution Control) of the IDOT Bureau of Design & Environment Manual. If practices other than those discussed in Chapter 41 are selected for implementation or if practices are applied to situations different from those covered in Chapter 41, the technical basis for such decisions will be explained below.

2. Velocity dissipation devices will be placed at discharge locations and along the length of any outfall channel as necessary to provide a non-erosive velocity flow from the structure to a water course so that the natural physical and biological characteristics and functions are maintained and protected (e.g. maintenance of hydrologic conditions such as the hydroperiod and hydrodynamics present prior to the initiation of construction activities).

Description of permanent storm water management controls:

[Redacted]

F. **Approved State or Local Laws:** The management practices, controls, and provisions contained in this plan will be in accordance with IDOT specifications, which are at least as protective as the requirements contained in the Illinois Environmental Protection Agency's Illinois Urban Manual. Procedures and requirements specified in applicable sediment and erosion site plans or storm water management plans approved by local officials shall be described or incorporated by reference in the space provided below. Requirements specified in sediment and erosion site plans, site permits, storm water management site plans or site permits approved by local officials that are applicable to protecting surface water resources are, upon submittal of an NOI, to be authorized to discharge under the Permit ILR10 incorporated by reference and are enforceable under this permit even if they are not specifically included in the plan.

Description of procedures and requirements specified in applicable sediment and erosion site plans or storm water management plans approved by local officials:

All management practices, controls and other provisions provided in the plans are in accordance with the IDOT Standard Specifications.

G. **Contractor Required Submittals:** Prior to conducting any professional services at the site covered by this plan, the Contractor and each subcontractor responsible for compliance with the permit shall submit to the Resident Engineer a Contractor Certification Statement, BDE 2342a.

1. The Contractor shall provide a construction schedule containing an adequate level of detail to show major activities with implementation of pollution prevention BMPs, including the following items:
 - Approximate duration of the project, including each stage of the project
 - Rainy season, dry season, and winter shutdown dates
 - Temporary stabilization measures to be employed by contract phases
 - Mobilization time frame
 - Mass clearing and grubbing/roadside clearing dates
 - Deployment of Erosion Control Practices
 - Deployment of Sediment Control Practices (including stabilized construction entrances/exits)
 - Deployment of Construction Site Management Practices (including concrete washout facilities, chemical storage, refueling locations, etc.)
 - Paving, saw-cutting, and any other pavement related operations
 - Major planned stockpiling operations
 - Time frame for other significant long-term operations or activities that may plan non-storm water discharges such as dewatering, grinding, etc.
 - Permanent stabilization activities for each area of the project
2. The Contractor and each subcontractor shall provide, as an attachment to their signed Contractor Certification Statement, a discussion of how they will comply with the requirements of the permit in regard to the following items and provide a graphical representation showing location and type of BMPs to be used when applicable:

- Vehicle Entrances and Exits - Identify type and location of stabilized construction entrances and exits to be used and how they will be maintained.
- Material delivery, Storage, and Use - Discuss where and how materials including chemicals, concrete curing compounds, petroleum products, etc. will be stored for this project.
- Stockpile Management - Identify the location of both on-site and off-site stockpiles. Discuss what BMPs will be used to prevent pollution of storm water from stockpiles.
- Waste Disposal - Discuss methods of waste disposal that will be used for this project.
- Spill Prevention and Control - Discuss steps that will be taken in the event of a material spill (chemicals, concrete curing compounds, petroleum, etc.).
- Concrete Residuals and Washout Wastes - Discuss the location and type of concrete washout facilities to be used on this project and how they will be signed and maintained.
- Litter Management - Discuss how litter will be maintained for this project (education of employees, number of dumpsters, frequency of dumpster pick-up, etc.).
- Vehicle and Equipment Cleaning and Maintenance - Identify where equipment cleaning and maintenance locations for this project and what BMPs will be used to ensure containment and spill prevention.
- Dewatering Activities - Identify the controls which will be used during dewatering operations to ensure sediments will not leave the construction site.
- Polymer Flocculants and Treatment Chemicals - Identify the use and dosage of treatment chemicals and provide the Resident Engineer with Material Safety Data Sheets. Describe procedures on how the chemicals will be used and identify who will be responsible for the use and application of these chemicals. The selected individual must be trained on the established procedures.
- Additional measures indicated in the plan.

III. Maintenance

When requested by the Contractor, the Resident Engineer will provide general maintenance guides to the Contractor for the practices associated with this project. The following additional procedures will be used to maintain, in good and effective operating conditions, the vegetation, erosion and sediment control measures and other protective measures identified in this plan. It will be Contractor's responsibility to attain maintenance guidelines for any manufactured BMPs which are to be installed and maintained per manufacture's specifications.

Maintain or replace (if specified by the Engineer) erosion and sediment control items. Prior to any landscaping/restoration work, the contractor shall remove and dispose of silt retained by temporary erosion barrier. Areas of erosion control blanket which fail will be repaired immediately. Temporary seeding shall be placed in accordance to the IDOT Standard Specifications.

All maintenance of erosion control systems will be the responsibility of the contractor. All locations where vehicles enter and exit the construction site and all other areas subject to erosion should also be inspected periodically. Inspection of these areas shall be made at least once every seven days and within 24 hours of the end of a storm that is 0.5 inches or greater rainfall, or and equivalent snowfall.

IV. Inspections

Qualified personnel shall inspect disturbed areas of the construction site which have not yet been finally stabilized, structural control measures, and locations where vehicles and equipment enter and exit the site using IDOT Storm Water Pollution Prevention Plan Erosion Control Inspection Report (BC 2259). Such inspections shall be conducted at least once every seven (7) calendar days and within twenty-four (24) hours of the end of a storm or by the end of the following business or work day that is 0.5 inch or greater or equivalent snowfall.

Inspections may be reduced to once per month when construction activities have ceased due to frozen conditions. Weekly inspections will recommence when construction activities are conducted, or if there is 0.5" or greater rain event, or a discharge due to snowmelt occurs.

If any violation of the provisions of this plan is identified during the conduct of the construction work covered by this plan, the Resident Engineer shall notify the appropriate IEPA Field Operations Section office by e-mail at: epa.swnoncomp@illinois.gov, telephone or fax within twenty-four (24) hours of the incident. The Resident Engineer shall then complete and submit an "Incidence of Non-Compliance" (ION) report for the identified violation within five (5) days of the incident. The Resident Engineer shall use forms provided by IEPA and shall include specific information on the cause of noncompliance, actions which were taken to prevent any further causes of noncompliance, and a statement detailing any environmental impact which may have resulted from the noncompliance. All reports of non-compliance shall be signed by a responsible authority in accordance with Part VI. G of the Permit ILR10.

The Incidence of Non-Compliance shall be mailed to the following address:

Illinois Environmental Protection Agency
Division of Water Pollution Control
Attn: Compliance Assurance Section
1021 North Grand East
Post Office Box 19276
Springfield, Illinois 62794-9276

Additional Inspections Required:

--

V. Failure to Comply

Failure to comply with any provisions of this Storm Water Pollution Prevention Plan will result in the implementation of a National Pollutant Discharge Elimination System/Erosion and Sediment Control Deficiency Deduction against the Contractor and/or penalties under the Permit ILR10 which could be passed on to the Contractor.



Contractor Certification Statement



Prior to conducting any professional services at the site covered by this contract, the Contractor and every subcontractor must complete and return to the Resident Engineer the following certification. A separate certification must be submitted by each firm. Attach to this certification all items required by Section II.G of the Storm Water Pollution Prevention Plan (SWPPP) which will be handled by the Contractors/subcontractor completing this form.

Route []	Marked Route []	Section []
Project Number []	County []	Contract Number []

This certification statement is a part of SWPPP for the project described above, in accordance with the General NPDES Permit No. ILR10 issued by the Illinois Environmental Protection Agency.

I certify under penalty of law that I understand the terms of the Permit No. ILR10 that authorizes the storm water discharges associated with industrial activity from the construction site identified as part of this certification.

In addition, I have read and understand all of the information and requirements stated in SWPPP for the above mentioned project; I have received copies of all appropriate maintenance procedures; and, I have provided all documentation required to be in compliance with the Permit ILR10 and SWPPP and will provide timely updates to these documents as necessary.

- Contractor
- Sub-Contractor

Print Name []	Signature []
Title []	Date []
Name of Firm []	Telephone []
Street Address []	City/State/Zip []

Items which the Contractor/subcontractor will be responsible for as required in Section II.G. of SWPPP:
 []



A product of the National Cooperative Soil Survey, a joint effort of the United States Department of Agriculture and other Federal agencies, State agencies including the Agricultural Experiment Stations, and local participants

Custom Soil Resource Report for Livingston County, Illinois



April 6, 2017

Preface

Soil surveys contain information that affects land use planning in survey areas. They highlight soil limitations that affect various land uses and provide information about the properties of the soils in the survey areas. Soil surveys are designed for many different users, including farmers, ranchers, foresters, agronomists, urban planners, community officials, engineers, developers, builders, and home buyers. Also, conservationists, teachers, students, and specialists in recreation, waste disposal, and pollution control can use the surveys to help them understand, protect, or enhance the environment.

Various land use regulations of Federal, State, and local governments may impose special restrictions on land use or land treatment. Soil surveys identify soil properties that are used in making various land use or land treatment decisions. The information is intended to help the land users identify and reduce the effects of soil limitations on various land uses. The landowner or user is responsible for identifying and complying with existing laws and regulations.

Although soil survey information can be used for general farm, local, and wider area planning, onsite investigation is needed to supplement this information in some cases. Examples include soil quality assessments (<http://www.nrcs.usda.gov/wps/portal/nrcs/main/soils/health/>) and certain conservation and engineering applications. For more detailed information, contact your local USDA Service Center (<https://offices.sc.egov.usda.gov/locator/app?agency=nrcs>) or your NRCS State Soil Scientist (http://www.nrcs.usda.gov/wps/portal/nrcs/detail/soils/contactus/?cid=nrcs142p2_053951).

Great differences in soil properties can occur within short distances. Some soils are seasonally wet or subject to flooding. Some are too unstable to be used as a foundation for buildings or roads. Clayey or wet soils are poorly suited to use as septic tank absorption fields. A high water table makes a soil poorly suited to basements or underground installations.

The National Cooperative Soil Survey is a joint effort of the United States Department of Agriculture and other Federal agencies, State agencies including the Agricultural Experiment Stations, and local agencies. The Natural Resources Conservation Service (NRCS) has leadership for the Federal part of the National Cooperative Soil Survey.

Information about soils is updated periodically. Updated information is available through the NRCS Web Soil Survey, the site for official soil survey information.

The U.S. Department of Agriculture (USDA) prohibits discrimination in all its programs and activities on the basis of race, color, national origin, age, disability, and where applicable, sex, marital status, familial status, parental status, religion, sexual orientation, genetic information, political beliefs, reprisal, or because all or a part of an individual's income is derived from any public assistance program. (Not all prohibited bases apply to all programs.) Persons with disabilities who require

alternative means for communication of program information (Braille, large print, audiotape, etc.) should contact USDA's TARGET Center at (202) 720-2600 (voice and TDD). To file a complaint of discrimination, write to USDA, Director, Office of Civil Rights, 1400 Independence Avenue, S.W., Washington, D.C. 20250-9410 or call (800) 795-3272 (voice) or (202) 720-6382 (TDD). USDA is an equal opportunity provider and employer.

Contents

Preface	2
How Soil Surveys Are Made	5
Soil Map	8
Soil Map.....	9
Legend.....	10
Map Unit Legend.....	11
Map Unit Descriptions.....	11
Livingston County, Illinois.....	14
91A—Swygert silty clay loam, 0 to 2 percent slopes.....	14
91B2—Swygert silty clay loam, 2 to 4 percent slopes, eroded.....	15
102A—La Hogue loam, 0 to 2 percent slopes.....	16
125A—Selma loam, 0 to 2 percent slopes.....	17
147B2—Clarence silty clay loam, 2 to 4 percent slopes, eroded.....	19
150B—Onarga fine sandy loam, 2 to 5 percent slopes.....	20
230A—Rowe silty clay loam, 0 to 2 percent slopes.....	21
235A—Bryce silty clay, 0 to 2 percent slopes.....	22
238A—Rantoul silty clay, 0 to 2 percent slopes.....	24
295A—Mokena silt loam, 0 to 2 percent slopes.....	25
300A—Westland clay loam, 0 to 2 percent slopes.....	26
609A—Crane loam, 0 to 2 percent slopes.....	27
802B—Orthents, loamy, undulating.....	29
805B—Orthents, clayey undulating.....	30
3405A—Zook silty clay, 0 to 2 percent slopes, frequently flooded.....	32
Soil Information for All Uses	34
Soil Properties and Qualities.....	34
Soil Erosion Factors.....	34
K Factor, Whole Soil (66F23).....	34
Wind Erodibility Group (66F23).....	38
Wind Erodibility Index (66F23).....	42
References	46

How Soil Surveys Are Made

Soil surveys are made to provide information about the soils and miscellaneous areas in a specific area. They include a description of the soils and miscellaneous areas and their location on the landscape and tables that show soil properties and limitations affecting various uses. Soil scientists observed the steepness, length, and shape of the slopes; the general pattern of drainage; the kinds of crops and native plants; and the kinds of bedrock. They observed and described many soil profiles. A soil profile is the sequence of natural layers, or horizons, in a soil. The profile extends from the surface down into the unconsolidated material in which the soil formed or from the surface down to bedrock. The unconsolidated material is devoid of roots and other living organisms and has not been changed by other biological activity.

Currently, soils are mapped according to the boundaries of major land resource areas (MLRAs). MLRAs are geographically associated land resource units that share common characteristics related to physiography, geology, climate, water resources, soils, biological resources, and land uses (USDA, 2006). Soil survey areas typically consist of parts of one or more MLRA.

The soils and miscellaneous areas in a survey area occur in an orderly pattern that is related to the geology, landforms, relief, climate, and natural vegetation of the area. Each kind of soil and miscellaneous area is associated with a particular kind of landform or with a segment of the landform. By observing the soils and miscellaneous areas in the survey area and relating their position to specific segments of the landform, a soil scientist develops a concept, or model, of how they were formed. Thus, during mapping, this model enables the soil scientist to predict with a considerable degree of accuracy the kind of soil or miscellaneous area at a specific location on the landscape.

Commonly, individual soils on the landscape merge into one another as their characteristics gradually change. To construct an accurate soil map, however, soil scientists must determine the boundaries between the soils. They can observe only a limited number of soil profiles. Nevertheless, these observations, supplemented by an understanding of the soil-vegetation-landscape relationship, are sufficient to verify predictions of the kinds of soil in an area and to determine the boundaries.

Soil scientists recorded the characteristics of the soil profiles that they studied. They noted soil color, texture, size and shape of soil aggregates, kind and amount of rock fragments, distribution of plant roots, reaction, and other features that enable them to identify soils. After describing the soils in the survey area and determining their properties, the soil scientists assigned the soils to taxonomic classes (units). Taxonomic classes are concepts. Each taxonomic class has a set of soil characteristics with precisely defined limits. The classes are used as a basis for comparison to classify soils systematically. Soil taxonomy, the system of taxonomic classification used in the United States, is based mainly on the kind and character of soil properties and the arrangement of horizons within the profile. After the soil

Custom Soil Resource Report

scientists classified and named the soils in the survey area, they compared the individual soils with similar soils in the same taxonomic class in other areas so that they could confirm data and assemble additional data based on experience and research.

The objective of soil mapping is not to delineate pure map unit components; the objective is to separate the landscape into landforms or landform segments that have similar use and management requirements. Each map unit is defined by a unique combination of soil components and/or miscellaneous areas in predictable proportions. Some components may be highly contrasting to the other components of the map unit. The presence of minor components in a map unit in no way diminishes the usefulness or accuracy of the data. The delineation of such landforms and landform segments on the map provides sufficient information for the development of resource plans. If intensive use of small areas is planned, onsite investigation is needed to define and locate the soils and miscellaneous areas.

Soil scientists make many field observations in the process of producing a soil map. The frequency of observation is dependent upon several factors, including scale of mapping, intensity of mapping, design of map units, complexity of the landscape, and experience of the soil scientist. Observations are made to test and refine the soil-landscape model and predictions and to verify the classification of the soils at specific locations. Once the soil-landscape model is refined, a significantly smaller number of measurements of individual soil properties are made and recorded. These measurements may include field measurements, such as those for color, depth to bedrock, and texture, and laboratory measurements, such as those for content of sand, silt, clay, salt, and other components. Properties of each soil typically vary from one point to another across the landscape.

Observations for map unit components are aggregated to develop ranges of characteristics for the components. The aggregated values are presented. Direct measurements do not exist for every property presented for every map unit component. Values for some properties are estimated from combinations of other properties.

While a soil survey is in progress, samples of some of the soils in the area generally are collected for laboratory analyses and for engineering tests. Soil scientists interpret the data from these analyses and tests as well as the field-observed characteristics and the soil properties to determine the expected behavior of the soils under different uses. Interpretations for all of the soils are field tested through observation of the soils in different uses and under different levels of management. Some interpretations are modified to fit local conditions, and some new interpretations are developed to meet local needs. Data are assembled from other sources, such as research information, production records, and field experience of specialists. For example, data on crop yields under defined levels of management are assembled from farm records and from field or plot experiments on the same kinds of soil.

Predictions about soil behavior are based not only on soil properties but also on such variables as climate and biological activity. Soil conditions are predictable over long periods of time, but they are not predictable from year to year. For example, soil scientists can predict with a fairly high degree of accuracy that a given soil will have a high water table within certain depths in most years, but they cannot predict that a high water table will always be at a specific level in the soil on a specific date.


After soil scientists located and identified the significant natural bodies of soil in the survey area, they drew the boundaries of these bodies on aerial photographs and

Custom Soil Resource Report

identified each as a specific map unit. Aerial photographs show trees, buildings, fields, roads, and rivers, all of which help in locating boundaries accurately.

Soil Map

The soil map section includes the soil map for the defined area of interest, a list of soil map units on the map and extent of each map unit, and cartographic symbols displayed on the map. Also presented are various metadata about data used to produce the map, and a description of each soil map unit.



Custom Soil Resource Report

MAP LEGEND

	Area of Interest (AOI)		Spoil Area
	Soils		Stony Spot
	Soil Map Unit Polygons		Very Stony Spot
	Soil Map Unit Lines		Wet Spot
	Soil Map Unit Points		Other
	Special Point Features		Special Line Features
	Blowout		Water Features
	Borrow Pit		Streams and Canals
	Clay Spot		Transportation
	Closed Depression		Rails
	Gravel Pit		Interstate Highways
	Gravelly Spot		US Routes
	Landfill		Major Roads
	Lava Flow		Local Roads
	Marsh or swamp		Background
	Mine or Quarry		Aerial Photography
	Miscellaneous Water		
	Perennial Water		
	Rock Outcrop		
	Saline Spot		
	Sandy Spot		
	Severely Eroded Spot		
	Sinkhole		
	Slide or Slip		
	Sodic Spot		

MAP INFORMATION

The soil surveys that comprise your AOI were mapped at 1:15,800.

Please rely on the bar scale on each map sheet for map measurements.

Source of Map: Natural Resources Conservation Service
 Web Soil Survey URL:
 Coordinate System: Web Mercator (EPSG:3857)

Maps from the Web Soil Survey are based on the Web Mercator projection, which preserves direction and shape but distorts distance and area. A projection that preserves area, such as the Albers equal-area conic projection, should be used if more accurate calculations of distance or area are required.

This product is generated from the USDA-NRCS certified data as of the version date(s) listed below.

Soil Survey Area: Livingston County, Illinois
 Survey Area Data: Version 10, Sep 16, 2016

Soil map units are labeled (as space allows) for map scales 1:50,000 or larger.

Date(s) aerial images were photographed: Jun 16, 2011—Jul 9, 2011

The orthophoto or other base map on which the soil lines were compiled and digitized probably differs from the background imagery displayed on these maps. As a result, some minor shifting of map unit boundaries may be evident.

Custom Soil Resource Report

Map Unit Legend

Livingston County, Illinois (IL105)			
Map Unit Symbol	Map Unit Name	Acres in AOI	Percent of AOI
91A	Swygert silty clay loam, 0 to 2 percent slopes	0.9	0.7%
91B2	Swygert silty clay loam, 2 to 4 percent slopes, eroded	0.7	0.5%
102A	La Hogue loam, 0 to 2 percent slopes	0.5	0.4%
125A	Selma loam, 0 to 2 percent slopes	1.8	1.3%
147B2	Clarence silty clay loam, 2 to 4 percent slopes, eroded	1.3	1.0%
150B	Onarga fine sandy loam, 2 to 5 percent slopes	0.3	0.2%
230A	Rowe silty clay loam, 0 to 2 percent slopes	1.8	1.3%
235A	Bryce silty clay, 0 to 2 percent slopes	2.8	2.1%
238A	Rantoul silty clay, 0 to 2 percent slopes	0.3	0.2%
295A	Mokena silt loam, 0 to 2 percent slopes	0.5	0.4%
300A	Westland clay loam, 0 to 2 percent slopes	0.4	0.3%
609A	Crane loam, 0 to 2 percent slopes	0.7	0.5%
802B	Orthents, loamy, undulating	18.8	13.9%
805B	Orthents, clayey undulating	104.2	77.2%
3405A	Zook silty clay, 0 to 2 percent slopes, frequently flooded	0.1	0.1%
Totals for Area of Interest		135.1	100.0%

Map Unit Descriptions

The map units delineated on the detailed soil maps in a soil survey represent the soils or miscellaneous areas in the survey area. The map unit descriptions, along with the maps, can be used to determine the composition and properties of a unit.

A map unit delineation on a soil map represents an area dominated by one or more major kinds of soil or miscellaneous areas. A map unit is identified and named according to the taxonomic classification of the dominant soils. Within a taxonomic class there are precisely defined limits for the properties of the soils. On the landscape, however, the soils are natural phenomena, and they have the characteristic variability of all natural phenomena. Thus, the range of some

Custom Soil Resource Report

observed properties may extend beyond the limits defined for a taxonomic class. Areas of soils of a single taxonomic class rarely, if ever, can be mapped without including areas of other taxonomic classes. Consequently, every map unit is made up of the soils or miscellaneous areas for which it is named and some minor components that belong to taxonomic classes other than those of the major soils.

Most minor soils have properties similar to those of the dominant soil or soils in the map unit, and thus they do not affect use and management. These are called noncontrasting, or similar, components. They may or may not be mentioned in a particular map unit description. Other minor components, however, have properties and behavioral characteristics divergent enough to affect use or to require different management. These are called contrasting, or dissimilar, components. They generally are in small areas and could not be mapped separately because of the scale used. Some small areas of strongly contrasting soils or miscellaneous areas are identified by a special symbol on the maps. If included in the database for a given area, the contrasting minor components are identified in the map unit descriptions along with some characteristics of each. A few areas of minor components may not have been observed, and consequently they are not mentioned in the descriptions, especially where the pattern was so complex that it was impractical to make enough observations to identify all the soils and miscellaneous areas on the landscape.

The presence of minor components in a map unit in no way diminishes the usefulness or accuracy of the data. The objective of mapping is not to delineate pure taxonomic classes but rather to separate the landscape into landforms or landform segments that have similar use and management requirements. The delineation of such segments on the map provides sufficient information for the development of resource plans. If intensive use of small areas is planned, however, onsite investigation is needed to define and locate the soils and miscellaneous areas.

An identifying symbol precedes the map unit name in the map unit descriptions. Each description includes general facts about the unit and gives important soil properties and qualities.

Soils that have profiles that are almost alike make up a *soil series*. Except for differences in texture of the surface layer, all the soils of a series have major horizons that are similar in composition, thickness, and arrangement.

Soils of one series can differ in texture of the surface layer, slope, stoniness, salinity, degree of erosion, and other characteristics that affect their use. On the basis of such differences, a soil series is divided into *soil phases*. Most of the areas shown on the detailed soil maps are phases of soil series. The name of a soil phase commonly indicates a feature that affects use or management. For example, Alpha silt loam, 0 to 2 percent slopes, is a phase of the Alpha series.

Some map units are made up of two or more major soils or miscellaneous areas. These map units are complexes, associations, or undifferentiated groups.

A *complex* consists of two or more soils or miscellaneous areas in such an intricate pattern or in such small areas that they cannot be shown separately on the maps. The pattern and proportion of the soils or miscellaneous areas are somewhat similar in all areas. Alpha-Beta complex, 0 to 6 percent slopes, is an example.

An *association* is made up of two or more geographically associated soils or miscellaneous areas that are shown as one unit on the maps. Because of present or anticipated uses of the map units in the survey area, it was not considered practical or necessary to map the soils or miscellaneous areas separately. The

Custom Soil Resource Report

pattern and relative proportion of the soils or miscellaneous areas are somewhat similar. Alpha-Beta association, 0 to 2 percent slopes, is an example.

An *undifferentiated group* is made up of two or more soils or miscellaneous areas that could be mapped individually but are mapped as one unit because similar interpretations can be made for use and management. The pattern and proportion of the soils or miscellaneous areas in a mapped area are not uniform. An area can be made up of only one of the major soils or miscellaneous areas, or it can be made up of all of them. Alpha and Beta soils, 0 to 2 percent slopes, is an example.

Some surveys include *miscellaneous areas*. Such areas have little or no soil material and support little or no vegetation. Rock outcrop is an example.

Custom Soil Resource Report

Livingston County, Illinois

91A—Swygert silty clay loam, 0 to 2 percent slopes

Map Unit Setting

National map unit symbol: 2t6zn
Elevation: 540 to 840 feet
Mean annual precipitation: 34 to 40 inches
Mean annual air temperature: 46 to 54 degrees F
Frost-free period: 155 to 190 days
Farmland classification: All areas are prime farmland

Map Unit Composition

Swygert and similar soils: 98 percent
Minor components: 2 percent
Estimates are based on observations, descriptions, and transects of the mapunit.

Description of Swygert

Setting

Landform: Ground moraines, till plains, end moraines
Landform position (two-dimensional): Summit, backslope
Landform position (three-dimensional): Interfluve
Down-slope shape: Linear
Across-slope shape: Linear
Parent material: Thin mantle of loess over clayey lacustrine deposits over clayey till

Typical profile

Ap - 0 to 12 inches: silty clay loam
Bt1 - 12 to 26 inches: silty clay
2Bt2 - 26 to 51 inches: silty clay
2Cd - 51 to 60 inches: silty clay

Properties and qualities

Slope: 0 to 2 percent
Depth to restrictive feature: 35 to 55 inches to densic material
Natural drainage class: Somewhat poorly drained
Runoff class: Medium
Capacity of the most limiting layer to transmit water (Ksat): Moderately low (0.02 to 0.06 in/hr)
Depth to water table: About 12 to 24 inches
Frequency of flooding: None
Frequency of ponding: None
Calcium carbonate, maximum in profile: 30 percent
Salinity, maximum in profile: Nonsaline to very slightly saline (0.0 to 2.0 mmhos/cm)
Available water storage in profile: Moderate (about 6.3 inches)

Interpretive groups

Land capability classification (irrigated): None specified
Land capability classification (nonirrigated): 2w
Hydrologic Soil Group: C/D
Hydric soil rating: No

Custom Soil Resource Report

Minor Components

Bryce, drained

Percent of map unit: 2 percent
Landform: Ground moraines, end moraines
Landform position (two-dimensional): Toeslope
Landform position (three-dimensional): Base slope
Down-slope shape: Linear
Across-slope shape: Concave
Hydric soil rating: Yes

91B2—Swygert silty clay loam, 2 to 4 percent slopes, eroded

Map Unit Setting

National map unit symbol: 2st2l
Elevation: 540 to 840 feet
Mean annual precipitation: 34 to 40 inches
Mean annual air temperature: 46 to 54 degrees F
Frost-free period: 155 to 190 days
Farmland classification: All areas are prime farmland

Map Unit Composition

Swygert, eroded, and similar soils: 98 percent
Minor components: 2 percent
Estimates are based on observations, descriptions, and transects of the mapunit.

Description of Swygert, Eroded

Setting

Landform: Ground moraines, end moraines
Landform position (two-dimensional): Backslope, summit
Landform position (three-dimensional): Interfluvium
Down-slope shape: Convex
Across-slope shape: Convex
Parent material: Clayey lacustrine deposits over clayey till

Typical profile

Ap - 0 to 7 inches: silty clay loam
Bt1 - 7 to 30 inches: silty clay
2Bt2 - 30 to 48 inches: silty clay
2Cd - 48 to 60 inches: silty clay

Properties and qualities

Slope: 2 to 4 percent
Depth to restrictive feature: 35 to 51 inches to densic material
Natural drainage class: Somewhat poorly drained
Runoff class: High
Capacity of the most limiting layer to transmit water (Ksat): Moderately low (0.02 to 0.06 in/hr)
Depth to water table: About 12 to 24 inches

Custom Soil Resource Report

Frequency of flooding: None
Frequency of ponding: None
Calcium carbonate, maximum in profile: 30 percent
Salinity, maximum in profile: Nonsaline to very slightly saline (0.0 to 2.0 mmhos/cm)
Available water storage in profile: Low (about 5.8 inches)

Interpretive groups

Land capability classification (irrigated): None specified
Land capability classification (nonirrigated): 2e
Hydrologic Soil Group: C/D
Hydric soil rating: No

Minor Components

Bryce, drained

Percent of map unit: 2 percent
Landform: Ground moraines, end moraines
Landform position (two-dimensional): Toeslope
Landform position (three-dimensional): Base slope
Down-slope shape: Linear
Across-slope shape: Concave
Hydric soil rating: Yes

102A—La Hogue loam, 0 to 2 percent slopes

Map Unit Setting

National map unit symbol: 2ww9f
Elevation: 510 to 790 feet
Mean annual precipitation: 36 to 41 inches
Mean annual air temperature: 48 to 52 degrees F
Frost-free period: 155 to 190 days
Farmland classification: All areas are prime farmland

Map Unit Composition

La hogue and similar soils: 95 percent
Minor components: 5 percent
Estimates are based on observations, descriptions, and transects of the mapunit.

Description of La Hogue

Setting

Landform: Stream terraces, outwash plains
Landform position (three-dimensional): Rise
Down-slope shape: Linear
Across-slope shape: Linear
Parent material: Stratified sandy and loamy outwash

Typical profile

Ap - 0 to 16 inches: loam
Bt - 16 to 32 inches: clay loam

Custom Soil Resource Report

BCt - 32 to 48 inches: sandy loam
C - 48 to 60 inches: stratified loamy sand to silt loam

Properties and qualities

Slope: 0 to 2 percent
Depth to restrictive feature: More than 80 inches
Natural drainage class: Somewhat poorly drained
Runoff class: Low
Capacity of the most limiting layer to transmit water (Ksat): Moderately high to high (0.60 to 2.00 in/hr)
Depth to water table: About 12 to 24 inches
Frequency of flooding: None
Frequency of ponding: None
Calcium carbonate, maximum in profile: 10 percent
Salinity, maximum in profile: Nonsaline to very slightly saline (0.0 to 2.0 mmhos/cm)
Available water storage in profile: Moderate (about 7.3 inches)

Interpretive groups

Land capability classification (irrigated): None specified
Land capability classification (nonirrigated): 1
Hydrologic Soil Group: B/D
Hydric soil rating: No

Minor Components

Selma, drained

Percent of map unit: 5 percent
Landform: Stream terraces, outwash plains, lake plains
Landform position (three-dimensional): Talf
Down-slope shape: Linear
Across-slope shape: Linear
Hydric soil rating: Yes

125A—Selma loam, 0 to 2 percent slopes

Map Unit Setting

National map unit symbol: 2t6zr
Elevation: 450 to 960 feet
Mean annual precipitation: 34 to 40 inches
Mean annual air temperature: 46 to 54 degrees F
Frost-free period: 155 to 190 days
Farmland classification: Prime farmland if drained

Map Unit Composition

Selma, drained, and similar soils: 96 percent
Minor components: 4 percent
Estimates are based on observations, descriptions, and transects of the mapunit.

Custom Soil Resource Report

Description of Selma, Drained

Setting

Landform: Stream terraces, outwash plains, lake plains
Landform position (two-dimensional): Toeslope
Landform position (three-dimensional): Talf
Down-slope shape: Linear
Across-slope shape: Linear
Parent material: Loamy outwash

Typical profile

Ap - 0 to 21 inches: loam
Bg - 21 to 46 inches: loam
Cg - 46 to 60 inches: stratified silt loam to loamy sand

Properties and qualities

Slope: 0 to 2 percent
Depth to restrictive feature: More than 80 inches
Natural drainage class: Poorly drained
Runoff class: Negligible
Capacity of the most limiting layer to transmit water (Ksat): Moderately high to high (0.60 to 2.00 in/hr)
Depth to water table: About 0 to 12 inches
Frequency of flooding: None
Frequency of ponding: Frequent
Calcium carbonate, maximum in profile: 20 percent
Salinity, maximum in profile: Nonsaline to very slightly saline (0.0 to 2.0 mmhos/cm)
Available water storage in profile: High (about 9.3 inches)

Interpretive groups

Land capability classification (irrigated): None specified
Land capability classification (nonirrigated): 2w
Hydrologic Soil Group: B/D
Hydric soil rating: Yes

Minor Components

Orthents, loamy

Percent of map unit: 1 percent
Landform: Outwash plains, lake plains
Landform position (two-dimensional): Summit
Landform position (three-dimensional): Interfluvium
Down-slope shape: Convex
Across-slope shape: Convex
Hydric soil rating: No

Urban land

Percent of map unit: 1 percent
Landform: Ground moraines
Landform position (two-dimensional): Summit
Landform position (three-dimensional): Interfluvium
Down-slope shape: Linear
Across-slope shape: Linear
Hydric soil rating: No

Custom Soil Resource Report

Houghton, drained

Percent of map unit: 1 percent
Landform: Depressions on outwash plains, depressions on lake plains
Landform position (two-dimensional): Toeslope
Landform position (three-dimensional): Dip
Down-slope shape: Concave
Across-slope shape: Concave
Hydric soil rating: Yes

Harpster, drained

Percent of map unit: 1 percent
Landform: Depressions on outwash plains, depressions on lake plains
Landform position (two-dimensional): Toeslope
Landform position (three-dimensional): Dip
Down-slope shape: Concave
Across-slope shape: Concave
Hydric soil rating: Yes

147B2—Clarence silty clay loam, 2 to 4 percent slopes, eroded

Map Unit Setting

National map unit symbol: 5y39
Elevation: 540 to 930 feet
Mean annual precipitation: 28 to 40 inches
Mean annual air temperature: 45 to 54 degrees F
Frost-free period: 140 to 190 days
Farmland classification: Farmland of statewide importance

Map Unit Composition

Clarence and similar soils: 94 percent
Minor components: 6 percent
Estimates are based on observations, descriptions, and transects of the mapunit.

Description of Clarence

Setting

Landform: Ground moraines
Landform position (two-dimensional): Backslope, footslope
Landform position (three-dimensional): Interfluvium
Down-slope shape: Convex
Across-slope shape: Convex
Parent material: Till

Typical profile

H1 - 0 to 8 inches: silty clay loam
H2 - 8 to 35 inches: silty clay
H3 - 35 to 60 inches: silty clay

Properties and qualities

Slope: 2 to 4 percent

Custom Soil Resource Report

Depth to restrictive feature: 25 to 40 inches to densic material
Natural drainage class: Somewhat poorly drained
Runoff class: Very high
Capacity of the most limiting layer to transmit water (Ksat): Very low to moderately low (0.00 to 0.06 in/hr)
Depth to water table: About 12 to 24 inches
Frequency of flooding: None
Frequency of ponding: None
Calcium carbonate, maximum in profile: 30 percent
Available water storage in profile: Low (about 3.6 inches)

Interpretive groups

Land capability classification (irrigated): None specified
Land capability classification (nonirrigated): 3s
Hydrologic Soil Group: D
Hydric soil rating: No

Minor Components

Bryce

Percent of map unit: 3 percent
Landform: Ground moraines, glacial lakes (relict)
Landform position (two-dimensional): Toeslope
Landform position (three-dimensional): Talf
Down-slope shape: Linear
Across-slope shape: Concave
Hydric soil rating: Yes

Rowe

Percent of map unit: 3 percent
Landform: Ground moraines, lake plains
Landform position (two-dimensional): Toeslope
Landform position (three-dimensional): Talf
Down-slope shape: Linear
Across-slope shape: Concave
Hydric soil rating: Yes

150B—Onarga fine sandy loam, 2 to 5 percent slopes

Map Unit Setting

National map unit symbol: 5y3f
Elevation: 510 to 930 feet
Mean annual precipitation: 28 to 40 inches
Mean annual air temperature: 45 to 52 degrees F
Frost-free period: 140 to 180 days
Farmland classification: All areas are prime farmland

Map Unit Composition

Onarga, deep water table, and similar soils: 92 percent
Estimates are based on observations, descriptions, and transects of the mapunit.

Custom Soil Resource Report

Description of Onarga, Deep Water Table

Setting

Landform: Stream terraces, outwash plains
Landform position (two-dimensional): Summit, backslope
Landform position (three-dimensional): Interfluvium
Down-slope shape: Convex
Across-slope shape: Convex
Parent material: Eolian deposits and/or outwash

Typical profile

H1 - 0 to 17 inches: fine sandy loam
H2 - 17 to 31 inches: fine sandy loam
H3 - 31 to 60 inches: stratified sand to fine sandy loam

Properties and qualities

Slope: 2 to 5 percent
Depth to restrictive feature: More than 80 inches
Natural drainage class: Well drained
Runoff class: Low
Capacity of the most limiting layer to transmit water (Ksat): Moderately high to high (0.60 to 6.00 in/hr)
Depth to water table: About 42 to 72 inches
Frequency of flooding: None
Frequency of ponding: None
Available water storage in profile: Moderate (about 7.7 inches)

Interpretive groups

Land capability classification (irrigated): None specified
Land capability classification (nonirrigated): 2e
Hydrologic Soil Group: A
Hydric soil rating: No

230A—Rowe silty clay loam, 0 to 2 percent slopes

Map Unit Setting

National map unit symbol: 5y3x
Elevation: 540 to 930 feet
Mean annual precipitation: 28 to 40 inches
Mean annual air temperature: 45 to 52 degrees F
Frost-free period: 140 to 180 days
Farmland classification: Farmland of statewide importance

Map Unit Composition

Rowe and similar soils: 92 percent
Minor components: 3 percent
Estimates are based on observations, descriptions, and transects of the mapunit.

Description of Rowe

Setting

Landform: Ground moraines, lake plains

Custom Soil Resource Report

Landform position (two-dimensional): Toeslope
Landform position (three-dimensional): Talf
Down-slope shape: Linear
Across-slope shape: Concave

Typical profile

H1 - 0 to 14 inches: silty clay loam
H2 - 14 to 48 inches: clay
H3 - 48 to 63 inches: silty clay

Properties and qualities

Slope: 0 to 2 percent
Depth to restrictive feature: More than 80 inches
Natural drainage class: Poorly drained
Runoff class: Negligible
Capacity of the most limiting layer to transmit water (Ksat): Very low to moderately low (0.00 to 0.06 in/hr)
Depth to water table: About 0 to 12 inches
Frequency of flooding: None
Frequency of ponding: Frequent
Calcium carbonate, maximum in profile: 25 percent
Available water storage in profile: Moderate (about 6.9 inches)

Interpretive groups

Land capability classification (irrigated): None specified
Land capability classification (nonirrigated): 3w
Hydrologic Soil Group: D
Hydric soil rating: Yes

Minor Components

Rantoul

Percent of map unit: 3 percent
Landform: Depressions on ground moraines, depressions on lake plains
Landform position (two-dimensional): Toeslope
Landform position (three-dimensional): Dip
Down-slope shape: Concave
Across-slope shape: Concave
Hydric soil rating: Yes

235A—Bryce silty clay, 0 to 2 percent slopes

Map Unit Setting

National map unit symbol: 2t6zp
Elevation: 540 to 770 feet
Mean annual precipitation: 33 to 40 inches
Mean annual air temperature: 46 to 54 degrees F
Frost-free period: 155 to 190 days
Farmland classification: Prime farmland if drained

Custom Soil Resource Report

Map Unit Composition

Bryce, drained, and similar soils: 95 percent

Minor components: 5 percent

Estimates are based on observations, descriptions, and transects of the mapunit.

Description of Bryce, Drained

Setting

Landform: Ground moraines, till-floored lake plains, glacial lakes (relict)

Landform position (two-dimensional): Toeslope

Landform position (three-dimensional): Base slope, talf

Down-slope shape: Linear, concave

Across-slope shape: Concave

Parent material: Clayey glaciolacustrine deposits over clayey till

Typical profile

Ap - 0 to 13 inches: silty clay

Btg - 13 to 45 inches: silty clay

2BCg - 45 to 58 inches: silty clay

2Cg - 58 to 66 inches: silty clay

Properties and qualities

Slope: 0 to 2 percent

Depth to restrictive feature: More than 80 inches

Natural drainage class: Poorly drained

Runoff class: Negligible

Capacity of the most limiting layer to transmit water (Ksat): Moderately low (0.02 to 0.06 in/hr)

Depth to water table: About 0 to 12 inches

Frequency of flooding: None

Frequency of ponding: Frequent

Calcium carbonate, maximum in profile: 25 percent

Salinity, maximum in profile: Nonsaline to very slightly saline (0.2 to 2.0 mmhos/cm)

Sodium adsorption ratio, maximum in profile: 2.0

Available water storage in profile: Moderate (about 6.4 inches)

Interpretive groups

Land capability classification (irrigated): None specified

Land capability classification (nonirrigated): 3w

Hydrologic Soil Group: C/D

Other vegetative classification: Grass/Prairie (Herbaceous Vegetation)

Hydric soil rating: Yes

Minor Components

Rantoul, drained

Percent of map unit: 2 percent

Landform: Depressions on till-floored lake plains

Landform position (two-dimensional): Toeslope

Landform position (three-dimensional): Dip, talf

Down-slope shape: Concave, linear

Across-slope shape: Concave

Other vegetative classification: Grass/Prairie (Herbaceous Vegetation)

Hydric soil rating: Yes

Custom Soil Resource Report

Orthents, clayey

Percent of map unit: 2 percent
Landform: Ground moraines, lake plains
Landform position (two-dimensional): Summit
Landform position (three-dimensional): Interfluve
Down-slope shape: Linear
Across-slope shape: Linear
Hydric soil rating: No

Urban land

Percent of map unit: 1 percent
Landform: Ground moraines
Landform position (two-dimensional): Summit
Landform position (three-dimensional): Interfluve
Down-slope shape: Linear
Across-slope shape: Linear
Hydric soil rating: No

238A—Rantoul silty clay, 0 to 2 percent slopes

Map Unit Setting

National map unit symbol: 5y40
Elevation: 510 to 930 feet
Mean annual precipitation: 28 to 40 inches
Mean annual air temperature: 45 to 52 degrees F
Frost-free period: 140 to 180 days
Farmland classification: Farmland of statewide importance

Map Unit Composition

Rantoul and similar soils: 94 percent
Minor components: 6 percent
Estimates are based on observations, descriptions, and transects of the mapunit.

Description of Rantoul

Setting

Landform: Depressions on ground moraines, depressions on lake plains
Landform position (two-dimensional): Toeslope
Landform position (three-dimensional): Dip
Down-slope shape: Concave
Across-slope shape: Concave
Parent material: Colluvium

Typical profile

H1 - 0 to 17 inches: silty clay
H2 - 17 to 40 inches: silty clay
H3 - 40 to 60 inches: silty clay

Properties and qualities

Slope: 0 to 2 percent

Custom Soil Resource Report

Depth to restrictive feature: More than 80 inches
Natural drainage class: Very poorly drained
Runoff class: Negligible
Capacity of the most limiting layer to transmit water (Ksat): Moderately low (0.02 to 0.06 in/hr)
Depth to water table: About 0 to 12 inches
Frequency of flooding: None
Frequency of ponding: Frequent
Calcium carbonate, maximum in profile: 25 percent
Available water storage in profile: Moderate (about 8.2 inches)

Interpretive groups

Land capability classification (irrigated): None specified
Land capability classification (nonirrigated): 3w
Hydrologic Soil Group: D
Hydric soil rating: Yes

Minor Components

Houghton

Percent of map unit: 6 percent
Landform: Depressions on ground moraines, depressions on outwash plains
Landform position (two-dimensional): Toeslope
Landform position (three-dimensional): Dip
Down-slope shape: Concave
Across-slope shape: Concave
Hydric soil rating: Yes

295A—Mokena silt loam, 0 to 2 percent slopes

Map Unit Setting

National map unit symbol: 5y4c
Elevation: 510 to 980 feet
Mean annual precipitation: 28 to 40 inches
Mean annual air temperature: 45 to 54 degrees F
Frost-free period: 140 to 190 days
Farmland classification: All areas are prime farmland

Map Unit Composition

Mokena and similar soils: 92 percent
Minor components: 8 percent
Estimates are based on observations, descriptions, and transects of the mapunit.

Description of Mokena

Setting

Landform: Ground moraines, lake plains
Landform position (two-dimensional): Summit, footslope
Landform position (three-dimensional): Interfluvium
Down-slope shape: Linear

Custom Soil Resource Report

Across-slope shape: Linear

Parent material: Thin mantle of loess or other silty material and in the underlying outwash and till or lacustrine deposits

Typical profile

H1 - 0 to 5 inches: silt loam

H2 - 5 to 15 inches: loam

H3 - 15 to 38 inches: clay loam

H4 - 38 to 42 inches: silty clay

H5 - 42 to 60 inches: silty clay

Properties and qualities

Slope: 0 to 2 percent

Depth to restrictive feature: 30 to 60 inches to densic material

Natural drainage class: Somewhat poorly drained

Runoff class: Low

Capacity of the most limiting layer to transmit water (Ksat): Moderately low (0.02 to 0.06 in/hr)

Depth to water table: About 12 to 24 inches

Frequency of flooding: None

Frequency of ponding: None

Calcium carbonate, maximum in profile: 30 percent

Available water storage in profile: Moderate (about 6.2 inches)

Interpretive groups

Land capability classification (irrigated): None specified

Land capability classification (nonirrigated): 2s

Hydrologic Soil Group: C/D

Hydric soil rating: No

Minor Components

Bryce

Percent of map unit: 6 percent

Landform: Ground moraines, glacial lakes (relict)

Landform position (two-dimensional): Toeslope

Landform position (three-dimensional): Talf

Down-slope shape: Linear

Across-slope shape: Concave

Hydric soil rating: Yes

Urban land

Percent of map unit: 2 percent

Down-slope shape: Linear

Across-slope shape: Linear

Hydric soil rating: No

300A—Westland clay loam, 0 to 2 percent slopes

Map Unit Setting

National map unit symbol: 5y4d

Custom Soil Resource Report

Elevation: 590 to 840 feet
Mean annual precipitation: 30 to 42 inches
Mean annual air temperature: 48 to 52 degrees F
Frost-free period: 150 to 200 days
Farmland classification: Prime farmland if drained

Map Unit Composition

Westland and similar soils: 95 percent
Estimates are based on observations, descriptions, and transects of the mapunit.

Description of Westland

Setting

Landform: Flats
Landform position (two-dimensional): Toeslope
Landform position (three-dimensional): Talf
Down-slope shape: Linear
Across-slope shape: Linear
Parent material: Loamy outwash over gravelly outwash

Typical profile

A - 0 to 17 inches: clay loam
Btg - 17 to 37 inches: clay loam
2Btg - 37 to 49 inches: gravelly clay loam
2C - 49 to 60 inches: very gravelly loamy coarse sand

Properties and qualities

Slope: 0 to 2 percent
Depth to restrictive feature: 40 to 60 inches to strongly contrasting textural stratification
Natural drainage class: Poorly drained
Runoff class: Negligible
Capacity of the most limiting layer to transmit water (Ksat): Moderately high to high (0.60 to 2.00 in/hr)
Depth to water table: About 0 to 12 inches
Frequency of flooding: None
Frequency of ponding: Frequent
Calcium carbonate, maximum in profile: 35 percent
Available water storage in profile: Moderate (about 8.7 inches)

Interpretive groups

Land capability classification (irrigated): None specified
Land capability classification (nonirrigated): 2w
Hydrologic Soil Group: B/D
Hydric soil rating: Yes

609A—Crane loam, 0 to 2 percent slopes

Map Unit Setting

National map unit symbol: 5y5j
Elevation: 590 to 840 feet
Mean annual precipitation: 30 to 42 inches

Custom Soil Resource Report

Mean annual air temperature: 48 to 52 degrees F
Frost-free period: 145 to 200 days
Farmland classification: All areas are prime farmland

Map Unit Composition

Crane and similar soils: 94 percent
Minor components: 5 percent
Estimates are based on observations, descriptions, and transects of the mapunit.

Description of Crane

Setting

Landform: Stream terraces, outwash plains
Landform position (two-dimensional): Summit
Landform position (three-dimensional): Rise
Down-slope shape: Linear
Across-slope shape: Linear
Parent material: Loamy outwash over gravelly outwash

Typical profile

H1 - 0 to 11 inches: loam
H2 - 11 to 31 inches: clay loam
H3 - 31 to 51 inches: gravelly sandy clay loam
H4 - 51 to 60 inches: very gravelly loamy coarse sand

Properties and qualities

Slope: 0 to 2 percent
Depth to restrictive feature: 40 to 60 inches to strongly contrasting textural stratification
Natural drainage class: Somewhat poorly drained
Runoff class: Low
Capacity of the most limiting layer to transmit water (Ksat): Moderately high to high (0.60 to 2.00 in/hr)
Depth to water table: About 12 to 24 inches
Frequency of flooding: None
Frequency of ponding: None
Calcium carbonate, maximum in profile: 25 percent
Available water storage in profile: Moderate (about 8.2 inches)

Interpretive groups

Land capability classification (irrigated): None specified
Land capability classification (nonirrigated): 2w
Hydrologic Soil Group: B/D
Hydric soil rating: No

Minor Components

Westland

Percent of map unit: 5 percent
Landform: Flats
Landform position (two-dimensional): Toeslope
Landform position (three-dimensional): Talf
Down-slope shape: Linear
Across-slope shape: Linear
Hydric soil rating: Yes

Custom Soil Resource Report

802B—Orthents, loamy, undulating

Map Unit Setting

National map unit symbol: 2rltw
Elevation: 510 to 1,020 feet
Mean annual precipitation: 28 to 40 inches
Mean annual air temperature: 45 to 54 degrees F
Frost-free period: 140 to 180 days
Farmland classification: Not prime farmland

Map Unit Composition

Orthents, loamy, undulating, and similar soils: 90 percent
Minor components: 10 percent
Estimates are based on observations, descriptions, and transects of the mapunit.

Description of Orthents, Loamy, Undulating

Setting

Landform: Ground moraines, outwash plains, lake plains
Landform position (two-dimensional): Backslope, summit
Landform position (three-dimensional): Interfluvium
Down-slope shape: Convex
Across-slope shape: Convex
Parent material: Earthy fill

Typical profile

H1 - 0 to 7 inches: loam
H2 - 7 to 60 inches: clay loam

Properties and qualities

Slope: 1 to 6 percent
Depth to restrictive feature: More than 80 inches
Natural drainage class: Well drained
Runoff class: Low
Capacity of the most limiting layer to transmit water (Ksat): Moderately high (0.20 to 0.60 in/hr)
Depth to water table: About 42 to 60 inches
Frequency of flooding: None
Frequency of ponding: None
Calcium carbonate, maximum in profile: 20 percent
Available water storage in profile: Moderate (about 8.0 inches)

Interpretive groups

Land capability classification (irrigated): None specified
Land capability classification (nonirrigated): 3e
Hydrologic Soil Group: C
Hydric soil rating: No

Custom Soil Resource Report

Minor Components

Urban land

Percent of map unit: 3 percent
Down-slope shape: Linear
Across-slope shape: Linear
Hydric soil rating: No

Orthents, clayey

Percent of map unit: 3 percent
Landform: Ground moraines, lake plains
Landform position (two-dimensional): Summit, backslope
Landform position (three-dimensional): Interfluvium
Down-slope shape: Convex
Across-slope shape: Convex
Hydric soil rating: No

Orthents, loamy-skeletal, undulating

Percent of map unit: 2 percent
Landform: Ground moraines, lake plains
Landform position (two-dimensional): Summit, backslope
Landform position (three-dimensional): Interfluvium
Down-slope shape: Convex
Across-slope shape: Convex
Hydric soil rating: No

Pella

Percent of map unit: 1 percent
Landform: Ground moraines, outwash plains, lake plains
Landform position (two-dimensional): Toeslope
Landform position (three-dimensional): Talf
Down-slope shape: Linear
Across-slope shape: Linear
Hydric soil rating: Yes

Drummer

Percent of map unit: 1 percent
Landform: Ground moraines, outwash plains
Landform position (two-dimensional): Toeslope
Landform position (three-dimensional): Talf
Down-slope shape: Linear
Across-slope shape: Linear
Hydric soil rating: Yes

805B—Orthents, clayey undulating

Map Unit Setting

National map unit symbol: 5y5r
Elevation: 510 to 980 feet
Mean annual precipitation: 28 to 40 inches

Custom Soil Resource Report

Mean annual air temperature: 45 to 54 degrees F
Frost-free period: 140 to 190 days
Farmland classification: Not prime farmland

Map Unit Composition

Orthents, clayey, undulating, and similar soils: 91 percent
Minor components: 9 percent
Estimates are based on observations, descriptions, and transects of the mapunit.

Description of Orthents, Clayey, Undulating

Setting

Landform: Ground moraines, lake plains
Landform position (two-dimensional): Summit, backslope
Landform position (three-dimensional): Interfluve
Down-slope shape: Convex
Across-slope shape: Convex
Parent material: Earthy fill

Typical profile

H1 - 0 to 7 inches: silty clay
H2 - 7 to 60 inches: silty clay

Properties and qualities

Slope: 1 to 6 percent
Depth to restrictive feature: 4 to 10 inches to densic material
Natural drainage class: Moderately well drained
Runoff class: Very high
Capacity of the most limiting layer to transmit water (Ksat): Moderately low (0.02 to 0.06 in/hr)
Depth to water table: About 24 to 42 inches
Frequency of flooding: None
Frequency of ponding: None
Calcium carbonate, maximum in profile: 25 percent
Available water storage in profile: Very low (about 0.8 inches)

Interpretive groups

Land capability classification (irrigated): None specified
Land capability classification (nonirrigated): 4s
Hydrologic Soil Group: D
Hydric soil rating: No

Minor Components

Ashkum

Percent of map unit: 3 percent
Landform: Ground moraines, end moraines
Landform position (two-dimensional): Toeslope
Landform position (three-dimensional): Talf
Down-slope shape: Linear
Across-slope shape: Concave
Hydric soil rating: Yes

Urban land

Percent of map unit: 3 percent
Down-slope shape: Linear
Across-slope shape: Linear

Custom Soil Resource Report

Hydric soil rating: No

Bryce

Percent of map unit: 2 percent
Landform: Ground moraines, glacial lakes (relict)
Landform position (two-dimensional): Toeslope
Landform position (three-dimensional): Talf
Down-slope shape: Linear
Across-slope shape: Concave
Hydric soil rating: Yes

Aquents, clayey

Percent of map unit: 1 percent
Landform: Lake plains
Landform position (two-dimensional): Toeslope
Landform position (three-dimensional): Talf
Down-slope shape: Linear
Across-slope shape: Linear
Hydric soil rating: Yes

3405A—Zook silty clay, 0 to 2 percent slopes, frequently flooded

Map Unit Setting

National map unit symbol: 5y4l
Elevation: 610 to 850 feet
Mean annual precipitation: 28 to 40 inches
Mean annual air temperature: 45 to 52 degrees F
Frost-free period: 140 to 180 days
Farmland classification: Prime farmland if drained and either protected from flooding or not frequently flooded during the growing season

Map Unit Composition

Zook and similar soils: 92 percent
Estimates are based on observations, descriptions, and transects of the mapunit.

Description of Zook

Setting

Landform: Flood plains
Down-slope shape: Linear
Across-slope shape: Linear

Typical profile

H1 - 0 to 7 inches: silty clay
H2 - 7 to 27 inches: silty clay
H3 - 27 to 53 inches: silty clay loam
H4 - 53 to 60 inches: silty clay loam

Properties and qualities

Slope: 0 to 2 percent
Depth to restrictive feature: More than 80 inches

Custom Soil Resource Report

Natural drainage class: Poorly drained
Runoff class: Negligible
Capacity of the most limiting layer to transmit water (Ksat): Moderately low to moderately high (0.06 to 0.20 in/hr)
Depth to water table: About 0 to 12 inches
Frequency of flooding: Frequent
Frequency of ponding: Frequent
Calcium carbonate, maximum in profile: 10 percent
Available water storage in profile: Moderate (about 8.8 inches)

Interpretive groups

Land capability classification (irrigated): None specified
Land capability classification (nonirrigated): 3w
Hydrologic Soil Group: C/D
Hydric soil rating: Yes

Soil Information for All Uses

Soil Properties and Qualities

The Soil Properties and Qualities section includes various soil properties and qualities displayed as thematic maps with a summary table for the soil map units in the selected area of interest. A single value or rating for each map unit is generated by aggregating the interpretive ratings of individual map unit components. This aggregation process is defined for each property or quality.

Soil Erosion Factors


Soil Erosion Factors are soil properties and interpretations used in evaluating the soil for potential erosion. Example soil erosion factors can include K factor for the whole soil or on a rock free basis, T factor, wind erodibility group and wind erodibility index.

K Factor, Whole Soil (66F23)

Erosion factor K indicates the susceptibility of a soil to sheet and rill erosion by water. Factor K is one of six factors used in the Universal Soil Loss Equation (USLE) and the Revised Universal Soil Loss Equation (RUSLE) to predict the average annual rate of soil loss by sheet and rill erosion in tons per acre per year. The estimates are based primarily on percentage of silt, sand, and organic matter and on soil structure and saturated hydraulic conductivity (Ksat). Values of K range from 0.02 to 0.69. Other factors being equal, the higher the value, the more susceptible the soil is to sheet and rill erosion by water.

"Erosion factor Kw (whole soil)" indicates the erodibility of the whole soil. The estimates are modified by the presence of rock fragments.

Custom Soil Resource Report
 Map—K Factor, Whole Soil (66F23)



Custom Soil Resource Report

MAP LEGEND

Area of Interest (AOI)
 Area of Interest (AOI)

Soils
 Soil Rating Polygons

	.02
	.05
	.10
	.15
	.17
	.20
	.24
	.28
	.32
	.37
	.43
	.49
	.55
	.64
	Not rated or not available

Soil Rating Lines

	.02
	.05
	.10
	.15
	.17
	.20
	.24
	.28
	.32
	.37
	.43
	.49
	.55
	.64
	Not rated or not available

MAP INFORMATION

The soil surveys that comprise your AOI were mapped at 1:15,800.

Please rely on the bar scale on each map sheet for map measurements.

Source of Map: Natural Resources Conservation Service
 Web Soil Survey URL: <http://websoilsurvey.sc.egov.usda.gov>
 Coordinate System: Web Mercator (EPSG:3857)

Maps from the Web Soil Survey are based on the Web Mercator projection, which preserves direction and shape but distorts distance and area. A projection that preserves area, such as the Albers equal-area conic projection, should be used if more accurate calculations of distance or area are required.

This product is generated from the USDA-NRCS certified data as of the version date(s) listed below.

Soil Survey Area: Livingston County, Illinois
 Survey Area Data: Version 10, Sep 16, 2016

Soil map units are labeled (as space allows) for map scales 1:50,000 or larger.

Date(s) aerial images were photographed: Jun 16, 2011—Jul 9, 2011

The orthophoto or other base map on which the soil lines were compiled and digitized probably differs from the background imagery displayed on these maps. As a result, some minor shifting of map unit boundaries may be evident.

Streams and Canals

Transportation

	Streams and Canals
	Rails
	Interstate Highways
	US Routes
	Major Roads
	Local Roads

Background

	Aerial Photography
--	--------------------

Soil Rating Points

	.02
	.05
	.10
	.15
	.17
	.20
	.24
	.28
	.32
	.37
	.43
	.49
	.55
	.64
	Not rated or not available

Water Features

Custom Soil Resource Report

Table—K Factor, Whole Soil (66F23)

K Factor, Whole Soil— Summary by Map Unit — Livingston County, Illinois (IL105)				
Map unit symbol	Map unit name	Rating	Acres in AOI	Percent of AOI
91A	Swygert silty clay loam, 0 to 2 percent slopes	.24	0.9	0.7%
91B2	Swygert silty clay loam, 2 to 4 percent slopes, eroded	.28	0.7	0.5%
102A	La Hogue loam, 0 to 2 percent slopes	.24	0.5	0.4%
125A	Selma loam, 0 to 2 percent slopes	.24	1.8	1.3%
147B2	Clarence silty clay loam, 2 to 4 percent slopes, eroded	.32	1.3	1.0%
150B	Onarga fine sandy loam, 2 to 5 percent slopes	.24	0.3	0.2%
230A	Rowe silty clay loam, 0 to 2 percent slopes	.28	1.8	1.3%
235A	Bryce silty clay, 0 to 2 percent slopes	.17	2.8	2.1%
238A	Rantoul silty clay, 0 to 2 percent slopes	.24	0.3	0.2%
295A	Mokena silt loam, 0 to 2 percent slopes	.32	0.5	0.4%
300A	Westland clay loam, 0 to 2 percent slopes	.17	0.4	0.3%
609A	Crane loam, 0 to 2 percent slopes	.24	0.7	0.5%
802B	Orthents, loamy, undulating	.37	18.8	13.9%
805B	Orthents, clayey undulating	.32	104.2	77.2%
3405A	Zook silty clay, 0 to 2 percent slopes, frequently flooded	.28	0.1	0.1%
Totals for Area of Interest			135.1	100.0%

Rating Options—K Factor, Whole Soil (66F23)

Aggregation Method: Dominant Condition

Component Percent Cutoff: None Specified

Tie-break Rule: Higher


Layer Options (Horizon Aggregation Method): Surface Layer (Not applicable)

Custom Soil Resource Report

Wind Erodibility Group (66F23)

A wind erodibility group (WEG) consists of soils that have similar properties affecting their susceptibility to wind erosion in cultivated areas. The soils assigned to group 1 are the most susceptible to wind erosion, and those assigned to group 8 are the least susceptible.

Custom Soil Resource Report
 Map—Wind Erodibility Group (66F23)



Custom Soil Resource Report

MAP LEGEND

Area of Interest (AOI)
 Area of Interest (AOI)

Soils
Soil Rating Polygons
 1
 2
 3
 4
 4L
 5
 6
 7
 8
 Not rated or not available

Water Features
 Streams and Canals

Transportation
Rails
 Ralls

Interstate Highways
 Interstate Highways

US Routes
 US Routes

Major Roads
 Major Roads

Local Roads
 Local Roads

Background
 Aerial Photography

Soil Rating Lines
 1
 2
 3
 4
 4L
 5
 6
 7
 8
 Not rated or not available

Soil Rating Points
 Not rated or not available

MAP INFORMATION

The soil surveys that comprise your AOI were mapped at 1:15,800.

Please rely on the bar scale on each map sheet for map measurements.

Source of Map: Natural Resources Conservation Service
 Web Soil Survey URL: <http://websoilsurvey.sc.egov.usda.gov>
 Coordinate System: Web Mercator (EPSG:3857)

Maps from the Web Soil Survey are based on the Web Mercator projection, which preserves direction and shape but distorts distance and area. A projection that preserves area, such as the Albers equal-area conic projection, should be used if more accurate calculations of distance or area are required.

This product is generated from the USDA-NRCS certified data as of the version date(s) listed below.

Soil Survey Area: Livingston County, Illinois
 Survey Area Data: Version 10, Sep 16, 2016

Soil map units are labeled (as space allows) for map scales 1:50,000 or larger.

Date(s) aerial images were photographed: Jun 16, 2011—Jul 9, 2011

The orthophoto or other base map on which the soil lines were compiled and digitized probably differs from the background imagery displayed on these maps. As a result, some minor shifting of map unit boundaries may be evident.

Custom Soil Resource Report

Table—Wind Erodibility Group (66F23)

Wind Erodibility Group— Summary by Map Unit — Livingston County, Illinois (IL105)				
Map unit symbol	Map unit name	Rating	Acres in AOI	Percent of AOI
91A	Swygert silty clay loam, 0 to 2 percent slopes	6	0.9	0.7%
91B2	Swygert silty clay loam, 2 to 4 percent slopes, eroded	6	0.7	0.5%
102A	La Hogue loam, 0 to 2 percent slopes	6	0.5	0.4%
125A	Selma loam, 0 to 2 percent slopes	6	1.8	1.3%
147B2	Clarence silty clay loam, 2 to 4 percent slopes, eroded	6	1.3	1.0%
150B	Onarga fine sandy loam, 2 to 5 percent slopes	3	0.3	0.2%
230A	Rowe silty clay loam, 0 to 2 percent slopes	6	1.8	1.3%
235A	Bryce silty clay, 0 to 2 percent slopes	4	2.8	2.1%
238A	Rantoul silty clay, 0 to 2 percent slopes	4	0.3	0.2%
295A	Mokena silt loam, 0 to 2 percent slopes	6	0.5	0.4%
300A	Westland clay loam, 0 to 2 percent slopes	6	0.4	0.3%
609A	Crane loam, 0 to 2 percent slopes	6	0.7	0.5%
802B	Orthents, loamy, undulating	6	18.8	13.9%
805B	Orthents, clayey undulating	4	104.2	77.2%
3405A	Zook silty clay, 0 to 2 percent slopes, frequently flooded	4	0.1	0.1%
Totals for Area of Interest			135.1	100.0%

Rating Options—Wind Erodibility Group (66F23)

Aggregation Method: Dominant Condition


Component Percent Cutoff: None Specified

Tie-break Rule: Lower

Custom Soil Resource Report

Wind Erodibility Index (66F23)

The wind erodibility index is a numerical value indicating the susceptibility of soil to wind erosion, or the tons per acre per year that can be expected to be lost to wind erosion. There is a close correlation between wind erosion and the texture of the surface layer, the size and durability of surface clods, rock fragments, organic matter, and a calcareous reaction. Soil moisture and frozen soil layers also influence wind erosion.



Custom Soil Resource Report

MAP LEGEND

Area of Interest (AOI)
 Area of Interest (AOI)

Soils
 Soil Rating Polygons

	0
	38
	48
	56
	86
	134
	160
	180
	220
	250
	310
	Not rated or not available

Soil Rating Lines

	0
	38
	48
	56
	86
	134
	160
	180
	220

MAP INFORMATION

The soil surveys that comprise your AOI were mapped at 1:15,800.

Please rely on the bar scale on each map sheet for map measurements.

Source of Map: Natural Resources Conservation Service
 Web Soil Survey URL:
 Coordinate System: Web Mercator (EPSG:3857)

Maps from the Web Soil Survey are based on the Web Mercator projection, which preserves direction and shape but distorts distance and area. A projection that preserves area, such as the Albers equal-area conic projection, should be used if more accurate calculations of distance or area are required.

This product is generated from the USDA-NRCS certified data as of the version date(s) listed below.

Soil Survey Area: Livingston County, Illinois
 Survey Area Data: Version 10, Sep 16, 2016

Soil map units are labeled (as space allows) for map scales 1:50,000 or larger.

Date(s) aerial images were photographed: Jun 16, 2011—Jul 9, 2011

The orthophoto or other base map on which the soil lines were compiled and digitized probably differs from the background imagery displayed on these maps. As a result, some minor shifting of map unit boundaries may be evident.

MAP LEGEND

Area of Interest (AOI)
 Area of Interest (AOI)

Soils
 Soil Rating Polygons

	0
	38
	48
	56
	86
	134
	160
	180
	220

Soil Rating Lines

	0
	38
	48
	56
	86
	134
	160
	180
	220

Water Features

	Streams and Canals
--	--------------------

Transportation

	Rails
	Interstate Highways
	US Routes
	Major Roads
	Local Roads

Background

	Aerial Photography
--	--------------------

Custom Soil Resource Report

Table—Wind Erodibility Index (66F23)

Wind Erodibility Index— Summary by Map Unit — Livingston County, Illinois (IL105)				
Map unit symbol	Map unit name	Rating (tons per acre per year)	Acres in AOI	Percent of AOI
91A	Swygart silty clay loam, 0 to 2 percent slopes	48	0.9	0.7%
91B2	Swygart silty clay loam, 2 to 4 percent slopes, eroded	48	0.7	0.5%
102A	La Hogue loam, 0 to 2 percent slopes	48	0.5	0.4%
125A	Selma loam, 0 to 2 percent slopes	48	1.8	1.3%
147B2	Clarence silty clay loam, 2 to 4 percent slopes, eroded	48	1.3	1.0%
150B	Onarga fine sandy loam, 2 to 5 percent slopes	86	0.3	0.2%
230A	Rowe silty clay loam, 0 to 2 percent slopes	48	1.8	1.3%
235A	Bryce silty clay, 0 to 2 percent slopes	86	2.8	2.1%
238A	Rantoul silty clay, 0 to 2 percent slopes	86	0.3	0.2%
295A	Mokena silt loam, 0 to 2 percent slopes	48	0.5	0.4%
300A	Westland clay loam, 0 to 2 percent slopes	48	0.4	0.3%
609A	Crane loam, 0 to 2 percent slopes	48	0.7	0.5%
802B	Orthents, loamy, undulating	48	18.8	13.9%
805B	Orthents, clayey undulating	86	104.2	77.2%
3405A	Zook silty clay, 0 to 2 percent slopes, frequently flooded	86	0.1	0.1%
Totals for Area of Interest			135.1	100.0%

Rating Options—Wind Erodibility Index (66F23)

Units of Measure: tons per acre per year

Aggregation Method: Dominant Condition

Component Percent Cutoff: None Specified

Tie-break Rule: Higher

References

- American Association of State Highway and Transportation Officials (AASHTO). 2004. Standard specifications for transportation materials and methods of sampling and testing. 24th edition.
- American Society for Testing and Materials (ASTM). 2005. Standard classification of soils for engineering purposes. ASTM Standard D2487-00.
- Cowardin, L.M., V. Carter, F.C. Golet, and E.T. LaRoe. 1979. Classification of wetlands and deep-water habitats of the United States. U.S. Fish and Wildlife Service FWS/OBS-79/31.
- Federal Register. July 13, 1994. Changes in hydric soils of the United States.
- Federal Register. September 18, 2002. Hydric soils of the United States.
- Hurt, G.W., and L.M. Vasilas, editors. Version 6.0, 2006. Field indicators of hydric soils in the United States.
- National Research Council. 1995. Wetlands: Characteristics and boundaries.
- Soil Survey Division Staff. 1993. Soil survey manual. Soil Conservation Service. U.S. Department of Agriculture Handbook 18. http://www.nrcs.usda.gov/wps/portal/nrcs/detail/national/soils/?cid=nrcs142p2_054262
- Soil Survey Staff. 1999. Soil taxonomy: A basic system of soil classification for making and interpreting soil surveys. 2nd edition. Natural Resources Conservation Service, U.S. Department of Agriculture Handbook 436. http://www.nrcs.usda.gov/wps/portal/nrcs/detail/national/soils/?cid=nrcs142p2_053577
- Soil Survey Staff. 2010. Keys to soil taxonomy. 11th edition. U.S. Department of Agriculture, Natural Resources Conservation Service. http://www.nrcs.usda.gov/wps/portal/nrcs/detail/national/soils/?cid=nrcs142p2_053580
- Tiner, R.W., Jr. 1985. Wetlands of Delaware. U.S. Fish and Wildlife Service and Delaware Department of Natural Resources and Environmental Control, Wetlands Section.
- United States Army Corps of Engineers, Environmental Laboratory. 1987. Corps of Engineers wetlands delineation manual. Waterways Experiment Station Technical Report Y-87-1.
- United States Department of Agriculture, Natural Resources Conservation Service. National forestry manual. http://www.nrcs.usda.gov/wps/portal/nrcs/detail/soils/home/?cid=nrcs142p2_053374
- United States Department of Agriculture, Natural Resources Conservation Service. National range and pasture handbook. <http://www.nrcs.usda.gov/wps/portal/nrcs/detail/national/landuse/rangepasture/?cid=stelp2db1043084>



Custom Soil Resource Report

United States Department of Agriculture, Natural Resources Conservation Service.
National soil survey handbook, title 430-VI. http://www.nrcs.usda.gov/wps/portal/nrcs/detail/soils/scientists/?cid=nrcs142p2_054242

United States Department of Agriculture, Natural Resources Conservation Service.
2006. Land resource regions and major land resource areas of the United States,
the Caribbean, and the Pacific Basin. U.S. Department of Agriculture Handbook
296. http://www.nrcs.usda.gov/wps/portal/nrcs/detail/national/soils/?cid=nrcs142p2_053624

United States Department of Agriculture, Soil Conservation Service. 1961. Land
capability classification. U.S. Department of Agriculture Handbook 210. http://www.nrcs.usda.gov/Internet/FSE_DOCUMENTS/nrcs142p2_052290.pdf

REQUIRED CONTRACT PROVISIONS FEDERAL-AID CONSTRUCTION CONTRACTS

- I. General
- II. Nondiscrimination
- III. Nonsegregated Facilities
- IV. Davis-Bacon and Related Act Provisions
- V. Contract Work Hours and Safety Standards Act Provisions
- VI. Subletting or Assigning the Contract
- VII. Safety: Accident Prevention
- VIII. False Statements Concerning Highway Projects
- IX. Implementation of Clean Air Act and Federal Water Pollution Control Act
- X. Compliance with Governmentwide Suspension and Debarment Requirements
- XI. Certification Regarding Use of Contract Funds for Lobbying

ATTACHMENTS

A. Employment and Materials Preference for Appalachian Development Highway System or Appalachian Local Access Road Contracts (included in Appalachian contracts only)

I. GENERAL

1. Form FHWA-1273 must be physically incorporated in each construction contract funded under Title 23 (excluding emergency contracts solely intended for debris removal). The contractor (or subcontractor) must insert this form in each subcontract and further require its inclusion in all lower tier subcontracts (excluding purchase orders, rental agreements and other agreements for supplies or services).

The applicable requirements of Form FHWA-1273 are incorporated by reference for work done under any purchase order, rental agreement or agreement for other services. The prime contractor shall be responsible for compliance by any subcontractor, lower-tier subcontractor or service provider.

Form FHWA-1273 must be included in all Federal-aid design-build contracts, in all subcontracts and in lower tier subcontracts (excluding subcontracts for design services, purchase orders, rental agreements and other agreements for supplies or services). The design-builder shall be responsible for compliance by any subcontractor, lower-tier subcontractor or service provider.

Contracting agencies may reference Form FHWA-1273 in bid proposal or request for proposal documents, however, the Form FHWA-1273 must be physically incorporated (not referenced) in all contracts, subcontracts and lower-tier subcontracts (excluding purchase orders, rental agreements and other agreements for supplies or services related to a construction contract).

2. Subject to the applicability criteria noted in the following sections, these contract provisions shall apply to all work performed on the contract by the contractor's own organization and with the assistance of workers under the contractor's immediate superintendence and to all work performed on the contract by piecework, station work, or by subcontract.

3. A breach of any of the stipulations contained in these Required Contract Provisions may be sufficient grounds for withholding of progress payments, withholding of final payment, termination of the contract, suspension / debarment or any other action determined to be appropriate by the contracting agency and FHWA.

4. Selection of Labor: During the performance of this contract, the contractor shall not use convict labor for any purpose within the limits of a construction project on a Federal-aid highway unless it is labor performed by convicts who are on parole, supervised release, or probation. The term Federal-aid highway does not include roadways functionally classified as local roads or rural minor collectors.

II. NONDISCRIMINATION

The provisions of this section related to 23 CFR Part 230 are applicable to all Federal-aid construction contracts and to all related construction subcontracts of \$10,000 or more. The provisions of 23 CFR Part 230 are not applicable to material supply, engineering, or architectural service contracts.

In addition, the contractor and all subcontractors must comply with the following policies: Executive Order 11246, 41 CFR 60, 29 CFR 1625-1627, Title 23 USC Section 140, the Rehabilitation Act of 1973, as amended (29 USC 794), Title VI of the Civil Rights Act of 1964, as amended, and related regulations including 49 CFR Parts 21, 26 and 27; and 23 CFR Parts 200, 230, and 633.

The contractor and all subcontractors must comply with: the requirements of the Equal Opportunity Clause in 41 CFR 60-1.4(b) and, for all construction contracts exceeding \$10,000, the Standard Federal Equal Employment Opportunity Construction Contract Specifications in 41 CFR 60-4.3.

Note: The U.S. Department of Labor has exclusive authority to determine compliance with Executive Order 11246 and the policies of the Secretary of Labor including 41 CFR 60, and 29 CFR 1625-1627. The contracting agency and the FHWA have the authority and the responsibility to ensure compliance with Title 23 USC Section 140, the Rehabilitation Act of 1973, as amended (29 USC 794), and Title VI of the Civil Rights Act of 1964, as amended, and related regulations including 49 CFR Parts 21, 26 and 27; and 23 CFR Parts 200, 230, and 633.

The following provision is adopted from 23 CFR 230, Appendix A, with appropriate revisions to conform to the U.S. Department of Labor (US DOL) and FHWA requirements.

1. Equal Employment Opportunity: Equal employment opportunity (EEO) requirements not to discriminate and to take affirmative action to assure equal opportunity as set forth under laws, executive orders, rules, regulations (28 CFR 35, 29 CFR 1630, 29 CFR 1625-1627, 41 CFR 60 and 49 CFR 27) and orders of the Secretary of Labor as modified by the provisions prescribed herein, and imposed pursuant to 23 U.S.C. 140 shall constitute the EEO and specific affirmative action standards for the contractor's project activities under this contract. The provisions of the Americans with Disabilities Act of 1990 (42 U.S.C. 12101 et seq.) set forth under 28 CFR 35 and 29 CFR 1630 are incorporated by reference in this contract. In the execution of this contract, the contractor agrees to comply with the following minimum specific requirement activities of EEO:

a. The contractor will work with the contracting agency and the Federal Government to ensure that it has made every good faith effort to provide equal opportunity with respect to all of its terms and conditions of employment and in their review of activities under the contract.

b. The contractor will accept as its operating policy the following statement:

"It is the policy of this Company to assure that applicants are employed, and that employees are treated during employment, without regard to their race, religion, sex, color, national origin, age or disability. Such action shall include: employment, upgrading, demotion, or transfer; recruitment or recruitment advertising; layoff or termination; rates of pay or other forms of compensation; and selection for training, including apprenticeship, pre-apprenticeship, and/or on-the-job training."

2. EEO Officer: The contractor will designate and make known to the contracting officers an EEO Officer who will have the responsibility for and must be capable of effectively administering and promoting an active EEO program and who must be assigned adequate authority and responsibility to do so.

3. Dissemination of Policy: All members of the contractor's staff who are authorized to hire, supervise, promote, and discharge employees, or who recommend such action, or who are substantially involved in such action, will be made fully cognizant of, and will implement, the contractor's EEO policy and contractual responsibilities to provide EEO in each grade and classification of employment. To ensure that the above agreement will be met, the following actions will be taken as a minimum:

a. Periodic meetings of supervisory and personnel office employees will be conducted before the start of work and then not less often than once every six months, at which time the contractor's EEO policy and its implementation will be reviewed and explained. The meetings will be conducted by the EEO Officer.

b. All new supervisory or personnel office employees will be given a thorough indoctrination by the EEO Officer, covering all major aspects of the contractor's EEO obligations within thirty days following their reporting for duty with the contractor.

c. All personnel who are engaged in direct recruitment for the project will be instructed by the EEO Officer in the contractor's procedures for locating and hiring minorities and women.

d. Notices and posters setting forth the contractor's EEO policy will be placed in areas readily accessible to employees, applicants for employment and potential employees.

e. The contractor's EEO policy and the procedures to implement such policy will be brought to the attention of employees by means of meetings, employee handbooks, or other appropriate means.

4. Recruitment: When advertising for employees, the contractor will include in all advertisements for employees the notation: "An Equal Opportunity Employer." All such advertisements will be placed in publications having a large circulation among minorities and women in the area from which the project work force would normally be derived.

a. The contractor will, unless precluded by a valid bargaining agreement, conduct systematic and direct recruitment through public and private employee referral sources likely to yield qualified minorities and women. To meet this requirement, the contractor will identify sources of potential minority group employees, and establish with such identified sources procedures whereby minority and women applicants may be referred to the contractor for employment consideration.

b. In the event the contractor has a valid bargaining agreement providing for exclusive hiring hall referrals, the contractor is expected to observe the provisions of that agreement to the extent that the system meets the contractor's compliance with EEO contract provisions. Where implementation of such an agreement has the effect of discriminating against minorities or women, or obligates the contractor to do the same, such implementation violates Federal nondiscrimination provisions.

c. The contractor will encourage its present employees to refer minorities and women as applicants for employment. Information and procedures with regard to referring such applicants will be discussed with employees.

5. Personnel Actions: Wages, working conditions, and employee benefits shall be established and administered, and personnel actions of every type, including hiring, upgrading, promotion, transfer, demotion, layoff, and termination, shall be taken without regard to race, color, religion, sex, national origin, age or disability. The following procedures shall be followed:

a. The contractor will conduct periodic inspections of project sites to insure that working conditions and employee facilities do not indicate discriminatory treatment of project site personnel.

b. The contractor will periodically evaluate the spread of wages paid within each classification to determine any evidence of discriminatory wage practices.

c. The contractor will periodically review selected personnel actions in depth to determine whether there is evidence of discrimination. Where evidence is found, the contractor will promptly take corrective action. If

the review indicates that the discrimination may extend beyond the actions reviewed, such corrective action shall include all affected persons.

d. The contractor will promptly investigate all complaints of alleged discrimination made to the contractor in connection with its obligations under this contract, will attempt to resolve such complaints, and will take appropriate corrective action within a reasonable time. If the investigation indicates that the discrimination may affect persons other than the complainant, such corrective action shall include such other persons. Upon completion of each investigation, the contractor will inform every complainant of all of their avenues of appeal.

6. Training and Promotion:

a. The contractor will assist in locating, qualifying, and increasing the skills of minorities and women who are applicants for employment or current employees. Such efforts should be aimed at developing full journey level status employees in the type of trade or job classification involved.

b. Consistent with the contractor's work force requirements and as permissible under Federal and State regulations, the contractor shall make full use of training programs, i.e., apprenticeship, and on-the-job training programs for the geographical area of contract performance. In the event a special provision for training is provided under this contract, this subparagraph will be superseded as indicated in the special provision. The contracting agency may reserve training positions for persons who receive welfare assistance in accordance with 23 U.S.C. 140(a).

c. The contractor will advise employees and applicants for employment of available training programs and entrance requirements for each.

d. The contractor will periodically review the training and promotion potential of employees who are minorities and women and will encourage eligible employees to apply for such training and promotion.

7. Unions: If the contractor relies in whole or in part upon unions as a source of employees, the contractor will use good faith efforts to obtain the cooperation of such unions to increase opportunities for minorities and women. Actions by the contractor, either directly or through a contractor's association acting as agent, will include the procedures set forth below:

a. The contractor will use good faith efforts to develop, in cooperation with the unions, joint training programs aimed toward qualifying more minorities and women for membership in the unions and increasing the skills of minorities and women so that they may qualify for higher paying employment.

b. The contractor will use good faith efforts to incorporate an EEO clause into each union agreement to the end that such union will be contractually bound to refer applicants without regard to their race, color, religion, sex, national origin, age or disability.

c. The contractor is to obtain information as to the referral practices and policies of the labor union except that to the extent such information is within the exclusive possession of the labor union and such labor union refuses to furnish such information to the contractor, the contractor shall so certify to the contracting agency and shall set forth what efforts have been made to obtain such information.

d. In the event the union is unable to provide the contractor with a reasonable flow of referrals within the time limit set forth in the collective bargaining agreement, the contractor will, through independent recruitment efforts, fill the employment vacancies without regard to race, color, religion, sex, national origin, age or disability; making full efforts to obtain qualified and/or qualifiable minorities and women. The failure of a union to provide sufficient referrals (even though it is obligated to provide exclusive referrals under the terms of a collective bargaining agreement) does not relieve the contractor from the requirements of this paragraph. In the event the union referral practice prevents the contractor from meeting the obligations pursuant to Executive Order 11246, as amended, and these special provisions, such contractor shall immediately notify the contracting agency.

8. Reasonable Accommodation for Applicants / Employees with Disabilities: The contractor must be familiar with the requirements for and comply with the Americans with Disabilities Act and all rules and regulations established there under. Employers must provide reasonable accommodation in all employment activities unless to do so would cause an undue hardship.

9. Selection of Subcontractors, Procurement of Materials and Leasing of Equipment: The contractor shall not discriminate on the grounds of race, color, religion, sex, national origin, age or disability in the selection and retention of subcontractors, including procurement of materials and leases of equipment. The contractor shall take all necessary and reasonable steps to ensure nondiscrimination in the administration of this contract.

a. The contractor shall notify all potential subcontractors and suppliers and lessors of their EEO obligations under this contract.

b. The contractor will use good faith efforts to ensure subcontractor compliance with their EEO obligations.

10. Assurance Required by 49 CFR 26.13(b):

a. The requirements of 49 CFR Part 26 and the State DOT's U.S. DOT-approved DBE program are incorporated by reference.

b. The contractor or subcontractor shall not discriminate on the basis of race, color, national origin, or sex in the performance of this contract. The contractor shall carry out applicable requirements of 49 CFR Part 26 in the award and administration of DOT-assisted contracts. Failure by the contractor to carry out these requirements is a material breach of this contract, which may result in the termination of this contract or such other remedy as the contracting agency deems appropriate.

11. Records and Reports: The contractor shall keep such records as necessary to document compliance with the EEO requirements. Such records shall be retained for a period of three years following the date of the final payment to the contractor for all contract work and shall be available at reasonable times and places for inspection by authorized representatives of the contracting agency and the FHWA.

a. The records kept by the contractor shall document the following:

(1) The number and work hours of minority and non-minority group members and women employed in each work classification on the project;

(2) The progress and efforts being made in cooperation with unions, when applicable, to increase employment opportunities for minorities and women; and

(3) The progress and efforts being made in locating, hiring, training, qualifying, and upgrading minorities and women;

b. The contractors and subcontractors will submit an annual report to the contracting agency each July for the duration of the project, indicating the number of minority, women, and non-minority group employees currently engaged in each work classification required by the contract work. This information is to be reported on [Form FHWA-1391](#). The staffing data should represent the project work force on board in all or any part of the last payroll period preceding the end of July. If on-the-job training is being required by special provision, the contractor will be required to collect and report training data. The employment data should reflect the work force on board during all or any part of the last payroll period preceding the end of July.

III. NONSEGREGATED FACILITIES

This provision is applicable to all Federal-aid construction contracts and to all related construction subcontracts of \$10,000 or more.

The contractor must ensure that facilities provided for employees are provided in such a manner that segregation on the basis of race, color,

religion, sex, or national origin cannot result. The contractor may neither require such segregated use by written or oral policies nor tolerate such use by employee custom. The contractor's obligation extends further to ensure that its employees are not assigned to perform their services at any location, under the contractor's control, where the facilities are segregated. The term "facilities" includes waiting rooms, work areas, restaurants and other eating areas, time clocks, restrooms, washrooms, locker rooms, and other storage or dressing areas, parking lots, drinking fountains, recreation or entertainment areas, transportation, and housing provided for employees. The contractor shall provide separate or single-user restrooms and necessary dressing or sleeping areas to assure privacy between sexes.

IV. Davis-Bacon and Related Act Provisions

This section is applicable to all Federal-aid construction projects exceeding \$2,000 and to all related subcontracts and lower-tier subcontracts (regardless of subcontract size). The requirements apply to all projects located within the right-of-way of a roadway that is functionally classified as Federal-aid highway. This excludes roadways functionally classified as local roads or rural minor collectors, which are exempt. Contracting agencies may elect to apply these requirements to other projects.

The following provisions are from the U.S. Department of Labor regulations in 29 CFR 5.5 "Contract provisions and related matters" with minor revisions to conform to the FHWA-1273 format and FHWA program requirements.

1. Minimum wages

a. All laborers and mechanics employed or working upon the site of the work, will be paid unconditionally and not less often than once a week, and without subsequent deduction or rebate on any account (except such payroll deductions as are permitted by regulations issued by the Secretary of Labor under the Copeland Act (29 CFR part 3)), the full amount of wages and bona fide fringe benefits (or cash equivalents thereof) due at time of payment computed at rates not less than those contained in the wage determination of the Secretary of Labor which is attached hereto and made a part hereof, regardless of any contractual relationship which may be alleged to exist between the contractor and such laborers and mechanics.

Contributions made or costs reasonably anticipated for bona fide fringe benefits under section 1(b)(2) of the Davis-Bacon Act on behalf of laborers or mechanics are considered wages paid to such laborers or mechanics, subject to the provisions of paragraph 1.d. of this section; also, regular contributions made or costs incurred for more than a weekly period (but not less often than quarterly) under plans, funds, or programs which cover the particular weekly period, are deemed to be constructively made or incurred during such weekly period. Such laborers and mechanics shall be paid the appropriate wage rate and fringe benefits on the wage determination for the classification of work actually performed, without regard to skill, except as provided in 29 CFR 5.5(a)(4). Laborers or mechanics performing work in more than one classification may be compensated at the rate specified for each classification for the time actually worked therein: Provided, That the employer's payroll records accurately set forth the time spent in each classification in which work is performed. The wage determination (including any additional classification and wage rates conformed under paragraph 1.b. of this section) and the Davis-Bacon poster (WH-1321) shall be posted at all times by the contractor and its subcontractors at the site of the work in a prominent and accessible place where it can be easily seen by the workers.

b.(1) The contracting officer shall require that any class of laborers or mechanics, including helpers, which is not listed in the wage determination and which is to be employed under the contract shall be classified in conformance with the wage determination. The contracting officer shall approve an additional classification and wage rate and fringe benefits therefore only when the following criteria have been met:

(i) The work to be performed by the classification requested is not performed by a classification in the wage determination; and

(ii) The classification is utilized in the area by the construction industry; and

(iii) The proposed wage rate, including any bona fide fringe benefits, bears a reasonable relationship to the wage rates contained in the wage determination.

(2) If the contractor and the laborers and mechanics to be employed in the classification (if known), or their representatives, and the contracting officer agree on the classification and wage rate (including the amount designated for fringe benefits where appropriate), a report of the action taken shall be sent by the contracting officer to the Administrator of the Wage and Hour Division, Employment Standards Administration, U.S. Department of Labor, Washington, DC 20210. The Administrator, or an authorized representative, will approve, modify, or disapprove every additional classification action within 30 days of receipt and so advise the contracting officer or will notify the contracting officer within the 30-day period that additional time is necessary.

(3) In the event the contractor, the laborers or mechanics to be employed in the classification or their representatives, and the contracting officer do not agree on the proposed classification and wage rate (including the amount designated for fringe benefits, where appropriate), the contracting officer shall refer the questions, including the views of all interested parties and the recommendation of the contracting officer, to the Wage and Hour Administrator for determination. The Wage and Hour Administrator, or an authorized representative, will issue a determination within 30 days of receipt and so advise the contracting officer or will notify the contracting officer within the 30-day period that additional time is necessary.

(4) The wage rate (including fringe benefits where appropriate) determined pursuant to paragraphs 1.b.(2) or 1.b.(3) of this section, shall be paid to all workers performing work in the classification under this contract from the first day on which work is performed in the classification.

c. Whenever the minimum wage rate prescribed in the contract for a class of laborers or mechanics includes a fringe benefit which is not expressed as an hourly rate, the contractor shall either pay the benefit as stated in the wage determination or shall pay another bona fide fringe benefit or an hourly cash equivalent thereof.

d. If the contractor does not make payments to a trustee or other third person, the contractor may consider as part of the wages of any laborer or mechanic the amount of any costs reasonably anticipated in providing bona fide fringe benefits under a plan or program, Provided, That the Secretary of Labor has found, upon the written request of the contractor, that the applicable standards of the Davis-Bacon Act have been met. The Secretary of Labor may require the contractor to set aside in a separate account assets for the meeting of obligations under the plan or program.

2. Withholding

The contracting agency shall upon its own action or upon written request of an authorized representative of the Department of Labor, withhold or cause to be withheld from the contractor under this contract, or any other Federal contract with the same prime contractor, or any other federally-assisted contract subject to Davis-Bacon prevailing wage requirements, which is held by the same prime contractor, so much of the accrued payments or advances as may be considered necessary to pay laborers and mechanics, including apprentices, trainees, and helpers, employed by the contractor or any subcontractor the full amount of wages required by the contract. In the event of failure to pay any laborer or mechanic, including any apprentice, trainee, or helper, employed or working on the site of the work, all or part of the wages required by the contract, the contracting agency may, after written notice to the contractor, take such

action as may be necessary to cause the suspension of any further payment, advance, or guarantee of funds until such violations have ceased.

3. Payrolls and basic records

a. Payrolls and basic records relating thereto shall be maintained by the contractor during the course of the work and preserved for a period of three years thereafter for all laborers and mechanics working at the site of the work. Such records shall contain the name, address, and social security number of each such worker, his or her correct classification, hourly rates of wages paid (including rates of contributions or costs anticipated for bona fide fringe benefits or cash equivalents thereof of the types described in section 1(b)(2)(B) of the Davis-Bacon Act), daily and weekly number of hours worked, deductions made and actual wages paid. Whenever the Secretary of Labor has found under 29 CFR 5.5(a)(1)(iv) that the wages of any laborer or mechanic include the amount of any costs reasonably anticipated in providing benefits under a plan or program described in section 1(b)(2)(B) of the Davis-Bacon Act, the contractor shall maintain records which show that the commitment to provide such benefits is enforceable, that the plan or program is financially responsible, and that the plan or program has been communicated in writing to the laborers or mechanics affected, and records which show the costs anticipated or the actual cost incurred in providing such benefits. Contractors employing apprentices or trainees under approved programs shall maintain written evidence of the registration of apprenticeship programs and certification of trainee programs, the registration of the apprentices and trainees, and the ratios and wage rates prescribed in the applicable programs.

b. (1) The contractor shall submit weekly for each week in which any contract work is performed a copy of all payrolls to the contracting agency. The payrolls submitted shall set out accurately and completely all of the information required to be maintained under 29 CFR 5.5(a)(3)(i), except that full social security numbers and home addresses shall not be included on weekly transmittals. Instead the payrolls shall only need to include an individually identifying number for each employee (e.g. , the last four digits of the employee's social security number). The required weekly payroll information may be submitted in any form desired. Optional Form WH-347 is available for this purpose from the Wage and Hour Division Web site at <http://www.dol.gov/esa/whd/forms/wh347instr.htm> or its successor site. The prime contractor is responsible for the submission of copies of payrolls by all subcontractors. Contractors and subcontractors shall maintain the full social security number and current address of each covered worker, and shall provide them upon request to the contracting agency for transmission to the State DOT, the FHWA or the Wage and Hour Division of the Department of Labor for purposes of an investigation or audit of compliance with prevailing wage requirements. It is not a violation of this section for a prime contractor to require a subcontractor to provide addresses and social security numbers to the prime contractor for its own records, without weekly submission to the contracting agency..

(2) Each payroll submitted shall be accompanied by a "Statement of Compliance," signed by the contractor or subcontractor or his or her agent who pays or supervises the payment of the persons employed under the contract and shall certify the following:

(i) That the payroll for the payroll period contains the information required to be provided under §5.5 (a)(3)(ii) of Regulations, 29 CFR part 5, the appropriate information is being maintained under §5.5 (a)(3)(i) of Regulations, 29 CFR part 5, and that such information is correct and complete;

(ii) That each laborer or mechanic (including each helper, apprentice, and trainee) employed on the contract during the payroll period has been paid the full weekly wages earned, without rebate, either directly or indirectly, and that no deductions have been made either directly or indirectly from the full wages earned, other than permissible deductions as set forth in Regulations, 29 CFR part 3;

(iii) That each laborer or mechanic has been paid not less than the applicable wage rates and fringe benefits or cash equivalents for the classification of work performed, as specified in the applicable wage determination incorporated into the contract.

(3) The weekly submission of a properly executed certification set forth on the reverse side of Optional Form WH-347 shall satisfy the requirement for submission of the "Statement of Compliance" required by paragraph 3.b.(2) of this section.

(4) The falsification of any of the above certifications may subject the contractor or subcontractor to civil or criminal prosecution under section 1001 of title 18 and section 231 of title 31 of the United States Code.

c. The contractor or subcontractor shall make the records required under paragraph 3.a. of this section available for inspection, copying, or transcription by authorized representatives of the contracting agency, the State DOT, the FHWA, or the Department of Labor, and shall permit such representatives to interview employees during working hours on the job. If the contractor or subcontractor fails to submit the required records or to make them available, the FHWA may, after written notice to the contractor, the contracting agency or the State DOT, take such action as may be necessary to cause the suspension of any further payment, advance, or guarantee of funds. Furthermore, failure to submit the required records upon request or to make such records available may be grounds for debarment action pursuant to 29 CFR 5.12.

4. Apprentices and trainees

a. Apprentices (programs of the USDOL).

Apprentices will be permitted to work at less than the predetermined rate for the work they performed when they are employed pursuant to and individually registered in a bona fide apprenticeship program registered with the U.S. Department of Labor, Employment and Training Administration, Office of Apprenticeship Training, Employer and Labor Services, or with a State Apprenticeship Agency recognized by the Office, or if a person is employed in his or her first 90 days of probationary employment as an apprentice in such an apprenticeship program, who is not individually registered in the program, but who has been certified by the Office of Apprenticeship Training, Employer and Labor Services or a State Apprenticeship Agency (where appropriate) to be eligible for probationary employment as an apprentice.

The allowable ratio of apprentices to journeymen on the job site in any craft classification shall not be greater than the ratio permitted to the contractor as to the entire work force under the registered program. Any worker listed on a payroll at an apprentice wage rate, who is not registered or otherwise employed as stated above, shall be paid not less than the applicable wage rate on the wage determination for the classification of work actually performed. In addition, any apprentice performing work on the job site in excess of the ratio permitted under the registered program shall be paid not less than the applicable wage rate on the wage determination for the work actually performed. Where a contractor is performing construction on a project in a locality other than that in which its program is registered, the ratios and wage rates (expressed in percentages of the journeyman's hourly rate) specified in the contractor's or subcontractor's registered program shall be observed.

Every apprentice must be paid at not less than the rate specified in the registered program for the apprentice's level of progress, expressed as a percentage of the journeymen hourly rate specified in the applicable wage determination. Apprentices shall be paid fringe benefits in accordance with the provisions of the apprenticeship program. If the apprenticeship program does not specify fringe benefits, apprentices must be paid the full amount of fringe benefits listed on the wage determination for the applicable classification. If the Administrator determines that a different practice prevails for the applicable apprentice classification, fringes shall be paid in accordance with that determination.

In the event the Office of Apprenticeship Training, Employer and Labor Services, or a State Apprenticeship Agency recognized by the Office, withdraws approval of an apprenticeship program, the contractor will no longer be permitted to utilize apprentices at less than the applicable predetermined rate for the work performed until an acceptable program is approved.

b. Trainees (programs of the USDOL).

Except as provided in 29 CFR 5.16, trainees will not be permitted to work at less than the predetermined rate for the work performed unless they are employed pursuant to and individually registered in a program which has received prior approval, evidenced by formal certification by the U.S. Department of Labor, Employment and Training Administration.

The ratio of trainees to journeymen on the job site shall not be greater than permitted under the plan approved by the Employment and Training Administration.

Every trainee must be paid at not less than the rate specified in the approved program for the trainee's level of progress, expressed as a percentage of the journeyman hourly rate specified in the applicable wage determination. Trainees shall be paid fringe benefits in accordance with the provisions of the trainee program. If the trainee program does not mention fringe benefits, trainees shall be paid the full amount of fringe benefits listed on the wage determination unless the Administrator of the Wage and Hour Division determines that there is an apprenticeship program associated with the corresponding journeyman wage rate on the wage determination which provides for less than full fringe benefits for apprentices. Any employee listed on the payroll at a trainee rate who is not registered and participating in a training plan approved by the Employment and Training Administration shall be paid not less than the applicable wage rate on the wage determination for the classification of work actually performed. In addition, any trainee performing work on the job site in excess of the ratio permitted under the registered program shall be paid not less than the applicable wage rate on the wage determination for the work actually performed.

In the event the Employment and Training Administration withdraws approval of a training program, the contractor will no longer be permitted to utilize trainees at less than the applicable predetermined rate for the work performed until an acceptable program is approved.

c. Equal employment opportunity. The utilization of apprentices, trainees and journeymen under this part shall be in conformity with the equal employment opportunity requirements of Executive Order 11246, as amended, and 29 CFR part 30.

d. Apprentices and Trainees (programs of the U.S. DOT).

Apprentices and trainees working under apprenticeship and skill training programs which have been certified by the Secretary of Transportation as promoting EEO in connection with Federal-aid highway construction programs are not subject to the requirements of paragraph 4 of this Section IV. The straight time hourly wage rates for apprentices and trainees under such programs will be established by the particular programs. The ratio of apprentices and trainees to journeymen shall not be greater than permitted by the terms of the particular program.

5. Compliance with Copeland Act requirements. The contractor shall comply with the requirements of 29 CFR part 3, which are incorporated by reference in this contract.

6. Subcontracts. The contractor or subcontractor shall insert Form FHWA-1273 in any subcontracts and also require the subcontractors to include Form FHWA-1273 in any lower tier subcontracts. The prime contractor shall be responsible for the compliance by any subcontractor or lower tier subcontractor with all the contract clauses in 29 CFR 5.5.

7. Contract termination: debarment. A breach of the contract clauses in 29 CFR 5.5 may be grounds for termination of the contract, and for

debarment as a contractor and a subcontractor as provided in 29 CFR 5.12.

8. Compliance with Davis-Bacon and Related Act requirements. All rulings and interpretations of the Davis-Bacon and Related Acts contained in 29 CFR parts 1, 3, and 5 are herein incorporated by reference in this contract.

9. Disputes concerning labor standards. Disputes arising out of the labor standards provisions of this contract shall not be subject to the general disputes clause of this contract. Such disputes shall be resolved in accordance with the procedures of the Department of Labor set forth in 29 CFR parts 5, 6, and 7. Disputes within the meaning of this clause include disputes between the contractor (or any of its subcontractors) and the contracting agency, the U.S. Department of Labor, or the employees or their representatives.

10. Certification of eligibility.

a. By entering into this contract, the contractor certifies that neither it (nor he or she) nor any person or firm who has an interest in the contractor's firm is a person or firm ineligible to be awarded Government contracts by virtue of section 3(a) of the Davis-Bacon Act or 29 CFR 5.12(a)(1).

b. No part of this contract shall be subcontracted to any person or firm ineligible for award of a Government contract by virtue of section 3(a) of the Davis-Bacon Act or 29 CFR 5.12(a)(1).

c. The penalty for making false statements is prescribed in the U.S. Criminal Code, 18 U.S.C. 1001.

V. CONTRACT WORK HOURS AND SAFETY STANDARDS ACT

The following clauses apply to any Federal-aid construction contract in an amount in excess of \$100,000 and subject to the overtime provisions of the Contract Work Hours and Safety Standards Act. These clauses shall be inserted in addition to the clauses required by 29 CFR 5.5(a) or 29 CFR 4.6. As used in this paragraph, the terms laborers and mechanics include watchmen and guards.

1. Overtime requirements. No contractor or subcontractor contracting for any part of the contract work which may require or involve the employment of laborers or mechanics shall require or permit any such laborer or mechanic in any workweek in which he or she is employed on such work to work in excess of forty hours in such workweek unless such laborer or mechanic receives compensation at a rate not less than one and one-half times the basic rate of pay for all hours worked in excess of forty hours in such workweek.

2. Violation; liability for unpaid wages; liquidated damages. In the event of any violation of the clause set forth in paragraph (1.) of this section, the contractor and any subcontractor responsible therefor shall be liable for the unpaid wages. In addition, such contractor and subcontractor shall be liable to the United States (in the case of work done under contract for the District of Columbia or a territory, to such District or to such territory), for liquidated damages. Such liquidated damages shall be computed with respect to each individual laborer or mechanic, including watchmen and guards, employed in violation of the clause set forth in paragraph (1.) of this section, in the sum of \$10 for each calendar day on which such individual was required or permitted to work in excess of the standard workweek of forty hours without payment of the overtime wages required by the clause set forth in paragraph (1.) of this section.

3. Withholding for unpaid wages and liquidated damages. The FHWA or the contacting agency shall upon its own action or upon written request of an authorized representative of the Department of Labor withhold or cause to be withheld, from any moneys payable on account of work performed by the contractor or subcontractor under any such

contract or any other Federal contract with the same prime contractor, or any other federally-assisted contract subject to the Contract Work Hours and Safety Standards Act, which is held by the same prime contractor, such sums as may be determined to be necessary to satisfy any liabilities of such contractor or subcontractor for unpaid wages and liquidated damages as provided in the clause set forth in paragraph (2.) of this section.

4. Subcontracts. The contractor or subcontractor shall insert in any subcontracts the clauses set forth in paragraph (1.) through (4.) of this section and also a clause requiring the subcontractors to include these clauses in any lower tier subcontracts. The prime contractor shall be responsible for compliance by any subcontractor or lower tier subcontractor with the clauses set forth in paragraphs (1.) through (4.) of this section.

VI. SUBLETTING OR ASSIGNING THE CONTRACT

This provision is applicable to all Federal-aid construction contracts on the National Highway System.

1. The contractor shall perform with its own organization contract work amounting to not less than 30 percent (or a greater percentage if specified elsewhere in the contract) of the total original contract price, excluding any specialty items designated by the contracting agency. Specialty items may be performed by subcontract and the amount of any such specialty items performed may be deducted from the total original contract price before computing the amount of work required to be performed by the contractor's own organization (23 CFR 635.116).

a. The term "perform work with its own organization" refers to workers employed or leased by the prime contractor, and equipment owned or rented by the prime contractor, with or without operators. Such term does not include employees or equipment of a subcontractor or lower tier subcontractor, agents of the prime contractor, or any other assignees. The term may include payments for the costs of hiring leased employees from an employee leasing firm meeting all relevant Federal and State regulatory requirements. Leased employees may only be included in this term if the prime contractor meets all of the following conditions:

(1) the prime contractor maintains control over the supervision of the day-to-day activities of the leased employees;

(2) the prime contractor remains responsible for the quality of the work of the leased employees;

(3) the prime contractor retains all power to accept or exclude individual employees from work on the project; and

(4) the prime contractor remains ultimately responsible for the payment of predetermined minimum wages, the submission of payrolls, statements of compliance and all other Federal regulatory requirements.

b. "Specialty Items" shall be construed to be limited to work that requires highly specialized knowledge, abilities, or equipment not ordinarily available in the type of contracting organizations qualified and expected to bid or propose on the contract as a whole and in general are to be limited to minor components of the overall contract.

2. The contract amount upon which the requirements set forth in paragraph (1) of Section VI is computed includes the cost of material and manufactured products which are to be purchased or produced by the contractor under the contract provisions.

3. The contractor shall furnish (a) a competent superintendent or supervisor who is employed by the firm, has full authority to direct performance of the work in accordance with the contract requirements, and is in charge of all construction operations (regardless of who performs the work) and (b) such other of its own organizational resources (supervision, management, and engineering services) as the contracting officer determines is necessary to assure the performance of the contract.

4. No portion of the contract shall be sublet, assigned or otherwise disposed of except with the written consent of the contracting officer, or authorized representative, and such consent when given shall not be construed to relieve the contractor of any responsibility for the fulfillment of the contract. Written consent will be given only after the contracting agency has assured that each subcontract is evidenced in writing and that it contains all pertinent provisions and requirements of the prime contract.

5. The 30% self-performance requirement of paragraph (1) is not applicable to design-build contracts; however, contracting agencies may establish their own self-performance requirements.

VII. SAFETY: ACCIDENT PREVENTION

This provision is applicable to all Federal-aid construction contracts and to all related subcontracts.

1. In the performance of this contract the contractor shall comply with all applicable Federal, State, and local laws governing safety, health, and sanitation (23 CFR 635). The contractor shall provide all safeguards, safety devices and protective equipment and take any other needed actions as it determines, or as the contracting officer may determine, to be reasonably necessary to protect the life and health of employees on the job and the safety of the public and to protect property in connection with the performance of the work covered by the contract.

2. It is a condition of this contract, and shall be made a condition of each subcontract, which the contractor enters into pursuant to this contract, that the contractor and any subcontractor shall not permit any employee, in performance of the contract, to work in surroundings or under conditions which are unsanitary, hazardous or dangerous to his/her health or safety, as determined under construction safety and health standards (29 CFR 1926) promulgated by the Secretary of Labor, in accordance with Section 107 of the Contract Work Hours and Safety Standards Act (40 U.S.C. 3704).

3. Pursuant to 29 CFR 1926.3, it is a condition of this contract that the Secretary of Labor or authorized representative thereof, shall have right of entry to any site of contract performance to inspect or investigate the matter of compliance with the construction safety and health standards and to carry out the duties of the Secretary under Section 107 of the Contract Work Hours and Safety Standards Act (40 U.S.C.3704).

VIII. FALSE STATEMENTS CONCERNING HIGHWAY PROJECTS

This provision is applicable to all Federal-aid construction contracts and to all related subcontracts.

In order to assure high quality and durable construction in conformity with approved plans and specifications and a high degree of reliability on statements and representations made by engineers, contractors, suppliers, and workers on Federal-aid highway projects, it is essential that all persons concerned with the project perform their functions as carefully, thoroughly, and honestly as possible. Willful falsification, distortion, or misrepresentation with respect to any facts related to the project is a violation of Federal law. To prevent any misunderstanding regarding the seriousness of these and similar acts, Form FHWA-1022 shall be posted on each Federal-aid highway project (23 CFR 635) in one or more places where it is readily available to all persons concerned with the project:

18 U.S.C. 1020 reads as follows:

"Whoever, being an officer, agent, or employee of the United States, or of any State or Territory, or whoever, whether a person, association, firm, or corporation, knowingly makes any false statement, false representation, or false report as to the character, quality, quantity, or cost of the material used or to be used, or the quantity or quality of the work performed or to be performed, or the cost thereof in connection with the submission of plans, maps, specifications, contracts, or costs of construction on any highway or related project submitted for approval to the Secretary of Transportation; or

Whoever knowingly makes any false statement, false representation, false report or false claim with respect to the character, quality, quantity, or cost of any work performed or to be performed, or materials furnished or to be furnished, in connection with the construction of any highway or related project approved by the Secretary of Transportation; or

Whoever knowingly makes any false statement or false representation as to material fact in any statement, certificate, or report submitted pursuant to provisions of the Federal-aid Roads Act approved July 1, 1916, (39 Stat. 355), as amended and supplemented;

Shall be fined under this title or imprisoned not more than 5 years or both."

IX. IMPLEMENTATION OF CLEAN AIR ACT AND FEDERAL WATER POLLUTION CONTROL ACT

This provision is applicable to all Federal-aid construction contracts and to all related subcontracts.

By submission of this bid/proposal or the execution of this contract, or subcontract, as appropriate, the bidder, proposer, Federal-aid construction contractor, or subcontractor, as appropriate, will be deemed to have stipulated as follows:

1. That any person who is or will be utilized in the performance of this contract is not prohibited from receiving an award due to a violation of Section 508 of the Clean Water Act or Section 306 of the Clean Air Act.

2. That the contractor agrees to include or cause to be included the requirements of paragraph (1) of this Section X in every subcontract, and further agrees to take such action as the contracting agency may direct as a means of enforcing such requirements.

X. CERTIFICATION REGARDING DEBARMENT, SUSPENSION, INELIGIBILITY AND VOLUNTARY EXCLUSION

This provision is applicable to all Federal-aid construction contracts, design-build contracts, subcontracts, lower-tier subcontracts, purchase orders, lease agreements, consultant contracts or any other covered transaction requiring FHWA approval or that is estimated to cost \$25,000 or more – as defined in 2 CFR Parts 180 and 1200.

1. Instructions for Certification – First Tier Participants:

a. By signing and submitting this proposal, the prospective first tier participant is providing the certification set out below.

b. The inability of a person to provide the certification set out below will not necessarily result in denial of participation in this covered transaction. The prospective first tier participant shall submit an explanation of why it cannot provide the certification set out below. The certification or explanation will be considered in connection with the department or agency's determination whether to enter into this transaction. However, failure of the prospective first tier participant to furnish a certification or an explanation shall disqualify such a person from participation in this transaction.

c. The certification in this clause is a material representation of fact upon which reliance was placed when the contracting agency determined to enter into this transaction. If it is later determined that the prospective participant knowingly rendered an erroneous certification, in addition to other remedies available to the Federal Government, the contracting agency may terminate this transaction for cause of default.

d. The prospective first tier participant shall provide immediate written notice to the contracting agency to whom this proposal is submitted if any time the prospective first tier participant learns that its certification was erroneous when submitted or has become erroneous by reason of changed circumstances.

e. The terms "covered transaction," "debarred," "suspended," "ineligible," "participant," "person," "principal," and "voluntarily excluded,"

as used in this clause, are defined in 2 CFR Parts 180 and 1200. "First Tier Covered Transactions" refers to any covered transaction between a grantee or subgrantee of Federal funds and a participant (such as the prime or general contract). "Lower Tier Covered Transactions" refers to any covered transaction under a First Tier Covered Transaction (such as subcontracts). "First Tier Participant" refers to the participant who has entered into a covered transaction with a grantee or subgrantee of Federal funds (such as the prime or general contractor). "Lower Tier Participant" refers any participant who has entered into a covered transaction with a First Tier Participant or other Lower Tier Participants (such as subcontractors and suppliers).

f. The prospective first tier participant agrees by submitting this proposal that, should the proposed covered transaction be entered into, it shall not knowingly enter into any lower tier covered transaction with a person who is debarred, suspended, declared ineligible, or voluntarily excluded from participation in this covered transaction, unless authorized by the department or agency entering into this transaction.

g. The prospective first tier participant further agrees by submitting this proposal that it will include the clause titled "Certification Regarding Debarment, Suspension, Ineligibility and Voluntary Exclusion-Lower Tier Covered Transactions," provided by the department or contracting agency, entering into this covered transaction, without modification, in all lower tier covered transactions and in all solicitations for lower tier covered transactions exceeding the \$25,000 threshold.

h. A participant in a covered transaction may rely upon a certification of a prospective participant in a lower tier covered transaction that is not debarred, suspended, ineligible, or voluntarily excluded from the covered transaction, unless it knows that the certification is erroneous. A participant is responsible for ensuring that its principals are not suspended, debarred, or otherwise ineligible to participate in covered transactions. To verify the eligibility of its principals, as well as the eligibility of any lower tier prospective participants, each participant may, but is not required to, check the Excluded Parties List System website (<https://www.epls.gov/>), which is compiled by the General Services Administration.

i. Nothing contained in the foregoing shall be construed to require the establishment of a system of records in order to render in good faith the certification required by this clause. The knowledge and information of the prospective participant is not required to exceed that which is normally possessed by a prudent person in the ordinary course of business dealings.

j. Except for transactions authorized under paragraph (f) of these instructions, if a participant in a covered transaction knowingly enters into a lower tier covered transaction with a person who is suspended, debarred, ineligible, or voluntarily excluded from participation in this transaction, in addition to other remedies available to the Federal Government, the department or agency may terminate this transaction for cause or default.

* * * * *

2. Certification Regarding Debarment, Suspension, Ineligibility and Voluntary Exclusion – First Tier Participants:

a. The prospective first tier participant certifies to the best of its knowledge and belief, that it and its principals:

(1) Are not presently debarred, suspended, proposed for debarment, declared ineligible, or voluntarily excluded from participating in covered transactions by any Federal department or agency;

(2) Have not within a three-year period preceding this proposal been convicted of or had a civil judgment rendered against them for commission of fraud or a criminal offense in connection with obtaining, attempting to obtain, or performing a public (Federal, State or local) transaction or contract under a public transaction; violation of Federal or State antitrust statutes or commission of embezzlement, theft, forgery, bribery, falsification or destruction of records, making false statements, or receiving stolen property;

(3) Are not presently indicted for or otherwise criminally or civilly charged by a governmental entity (Federal, State or local) with

commission of any of the offenses enumerated in paragraph (a)(2) of this certification; and

(4) Have not within a three-year period preceding this application/proposal had one or more public transactions (Federal, State or local) terminated for cause or default.

b. Where the prospective participant is unable to certify to any of the statements in this certification, such prospective participant shall attach an explanation to this proposal.

2. Instructions for Certification - Lower Tier Participants:

(Applicable to all subcontracts, purchase orders and other lower tier transactions requiring prior FHWA approval or estimated to cost \$25,000 or more - 2 CFR Parts 180 and 1200)

a. By signing and submitting this proposal, the prospective lower tier is providing the certification set out below.

b. The certification in this clause is a material representation of fact upon which reliance was placed when this transaction was entered into. If it is later determined that the prospective lower tier participant knowingly rendered an erroneous certification, in addition to other remedies available to the Federal Government, the department, or agency with which this transaction originated may pursue available remedies, including suspension and/or debarment.

c. The prospective lower tier participant shall provide immediate written notice to the person to which this proposal is submitted if at any time the prospective lower tier participant learns that its certification was erroneous by reason of changed circumstances.

d. The terms "covered transaction," "debarred," "suspended," "ineligible," "participant," "person," "principal," and "voluntarily excluded," as used in this clause, are defined in 2 CFR Parts 180 and 1200. You may contact the person to which this proposal is submitted for assistance in obtaining a copy of those regulations. "First Tier Covered Transactions" refers to any covered transaction between a grantee or subgrantee of Federal funds and a participant (such as the prime or general contract). "Lower Tier Covered Transactions" refers to any covered transaction under a First Tier Covered Transaction (such as subcontracts). "First Tier Participant" refers to the participant who has entered into a covered transaction with a grantee or subgrantee of Federal funds (such as the prime or general contractor). "Lower Tier Participant" refers any participant who has entered into a covered transaction with a First Tier Participant or other Lower Tier Participants (such as subcontractors and suppliers).

e. The prospective lower tier participant agrees by submitting this proposal that, should the proposed covered transaction be entered into, it shall not knowingly enter into any lower tier covered transaction with a person who is debarred, suspended, declared ineligible, or voluntarily excluded from participation in this covered transaction, unless authorized by the department or agency with which this transaction originated.

f. The prospective lower tier participant further agrees by submitting this proposal that it will include this clause titled "Certification Regarding Debarment, Suspension, Ineligibility and Voluntary Exclusion-Lower Tier Covered Transaction," without modification, in all lower tier covered transactions and in all solicitations for lower tier covered transactions exceeding the \$25,000 threshold.

g. A participant in a covered transaction may rely upon a certification of a prospective participant in a lower tier covered transaction that is not debarred, suspended, ineligible, or voluntarily excluded from the covered transaction, unless it knows that the certification is erroneous. A participant is responsible for ensuring that its principals are not suspended, debarred, or otherwise ineligible to participate in covered transactions. To verify the eligibility of its principals, as well as the eligibility of any lower tier prospective participants, each participant may, but is not required to, check the Excluded Parties List System website (<https://www.epls.gov/>), which is compiled by the General Services Administration.

h. Nothing contained in the foregoing shall be construed to require establishment of a system of records in order to render in good faith the

certification required by this clause. The knowledge and information of participant is not required to exceed that which is normally possessed by a prudent person in the ordinary course of business dealings.

i. Except for transactions authorized under paragraph e of these instructions, if a participant in a covered transaction knowingly enters into a lower tier covered transaction with a person who is suspended, debarred, ineligible, or voluntarily excluded from participation in this transaction, in addition to other remedies available to the Federal Government, the department or agency with which this transaction originated may pursue available remedies, including suspension and/or debarment.

* * * * *

Certification Regarding Debarment, Suspension, Ineligibility and Voluntary Exclusion--Lower Tier Participants:

1. The prospective lower tier participant certifies, by submission of this proposal, that neither it nor its principals is presently debarred, suspended, proposed for debarment, declared ineligible, or voluntarily excluded from participating in covered transactions by any Federal department or agency.

2. Where the prospective lower tier participant is unable to certify to any of the statements in this certification, such prospective participant shall attach an explanation to this proposal.

* * * * *

XI. CERTIFICATION REGARDING USE OF CONTRACT FUNDS FOR LOBBYING

This provision is applicable to all Federal-aid construction contracts and to all related subcontracts which exceed \$100,000 (49 CFR 20).

1. The prospective participant certifies, by signing and submitting this bid or proposal, to the best of his or her knowledge and belief, that:

a. No Federal appropriated funds have been paid or will be paid, by or on behalf of the undersigned, to any person for influencing or attempting to influence an officer or employee of any Federal agency, a Member of Congress, an officer or employee of Congress, or an employee of a Member of Congress in connection with the awarding of any Federal contract, the making of any Federal grant, the making of any Federal loan, the entering into of any cooperative agreement, and the extension, continuation, renewal, amendment, or modification of any Federal contract, grant, loan, or cooperative agreement.

b. If any funds other than Federal appropriated funds have been paid or will be paid to any person for influencing or attempting to influence an officer or employee of any Federal agency, a Member of Congress, an officer or employee of Congress, or an employee of a Member of Congress in connection with this Federal contract, grant, loan, or cooperative agreement, the undersigned shall complete and submit Standard Form-LLL, "Disclosure Form to Report Lobbying," in accordance with its instructions.

2. This certification is a material representation of fact upon which reliance was placed when this transaction was made or entered into. Submission of this certification is a prerequisite for making or entering into this transaction imposed by 31 U.S.C. 1352. Any person who fails to file the required certification shall be subject to a civil penalty of not less than \$10,000 and not more than \$100,000 for each such failure.

3. The prospective participant also agrees by submitting its bid or proposal that the participant shall require that the language of this certification be included in all lower tier subcontracts, which exceed \$100,000 and that all such recipients shall certify and disclose accordingly.

Contract Provision - Cargo Preference Requirements

In accordance with Title 46 CFR § 381.7 (b), the contractor agrees—

“(1) To utilize privately owned United States-flag commercial vessels to ship at least 50 percent of the gross tonnage (computed separately for dry bulk carriers, dry cargo liners, and tankers) involved, whenever shipping any equipment, material, or commodities pursuant to this contract, to the extent such vessels are available at fair and reasonable rates for United States-flag commercial vessels.

(2) To furnish within 20 days following the date of loading for shipments originating within the United States or within 30 working days following the date of loading for shipments originating outside the United States, a legible copy of a rated, ‘on-board’ commercial ocean bill-of-lading in English for each shipment of cargo described in paragraph (b) (1) of this section to both the Contracting Officer (through the prime contractor in the case of subcontractor bills-of-lading) and to the Division of National Cargo, Office of Market Development, Maritime Administration, Washington, DC 20590.

(3) To insert the substance of the provisions of this clause in all subcontracts issued pursuant to this contract.”

Provisions (1) and (2) apply to materials or equipment that are acquired solely for the project. The two provisions do not apply to goods or materials that come into inventories independent of the project, such as shipments of Portland cement, asphalt cement, or aggregates, when industry suppliers and contractors use these materials to replenish existing inventories.

**MINIMUM WAGES FOR FEDERAL AND FEDERALLY
ASSISTED CONSTRUCTION CONTRACTS**

This project is funded, in part, with Federal-aid funds and, as such, is subject to the provisions of the Davis-Bacon Act of March 3, 1931, as amended (46 Sta. 1494, as amended, 40 U.S.C. 276a) and of other Federal statutes referred to in a 29 CFR Part 1, Appendix A, as well as such additional statutes as may from time to time be enacted containing provisions for the payment of wages determined to be prevailing by the Secretary of Labor in accordance with the Davis-Bacon Act and pursuant to the provisions of 29 CFR Part 1. The prevailing rates and fringe benefits shown in the General Wage Determination Decisions issued by the U.S. Department of Labor shall, in accordance with the provisions of the foregoing statutes, constitute the minimum wages payable on Federal and federally assisted construction projects to laborers and mechanics of the specified classes engaged on contract work of the character and in the localities described therein.

General Wage Determination Decisions, modifications and supersedes decisions thereto are to be used in accordance with the provisions of 29 CFR Parts 1 and 5. Accordingly, the applicable decision, together with any modifications issued, must be made a part of every contract for performance of the described work within the geographic area indicated as required by an applicable DBRA Federal prevailing wage law and 29 CFR Part 5. The wage rates and fringe benefits contained in the General Wage Determination Decision shall be the minimum paid by contractors and subcontractors to laborers and mechanics.