

F.A.I. RTE.	SECTION	COUNTY	TOTAL SHEETS	SHEET NO.
55	(68,84-5-2HB-1)BRR	MONT./SANG.	5	1
		ILLINOIS	CONTRACT NO. 72708	

06-16-2023 LETTING ITEM 059

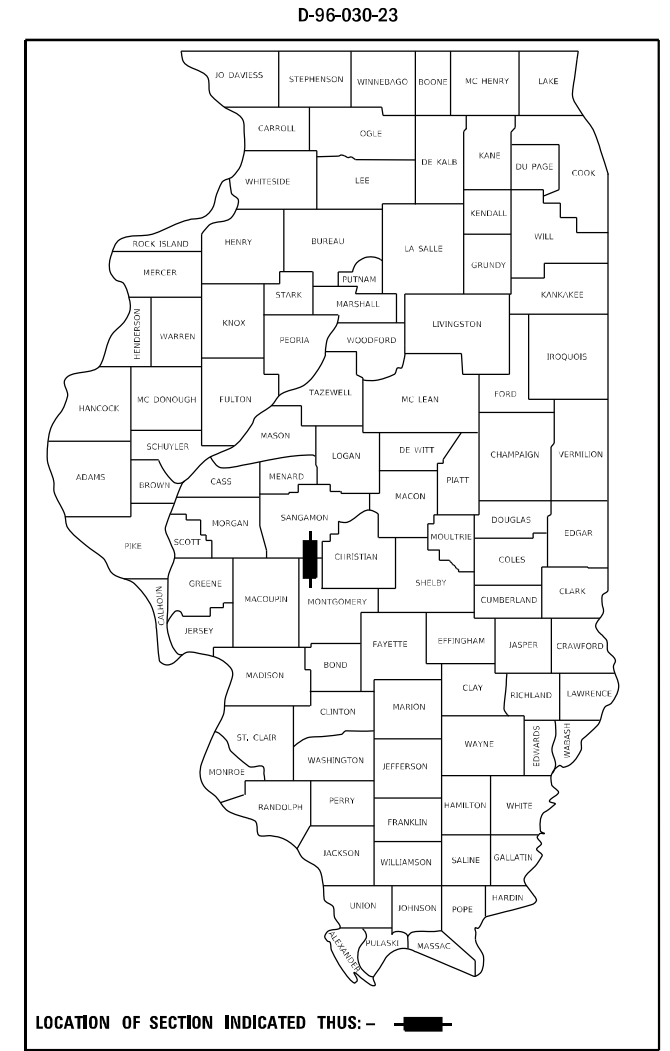
STATE OF ILLINOIS
DEPARTMENT OF TRANSPORTATION

FOR INDEX OF SHEETS, SEE SHEET NO. 2

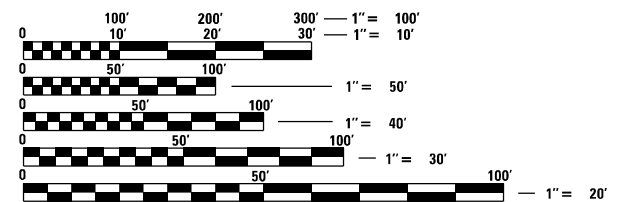
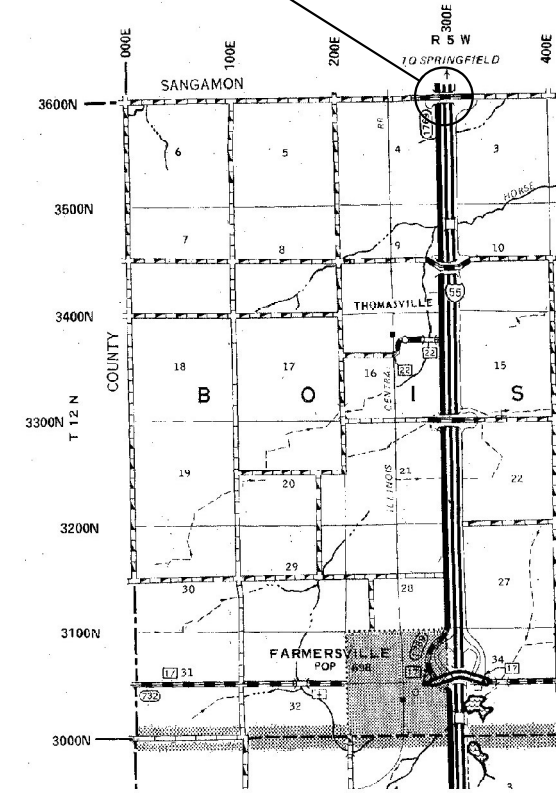
PROPOSED MCHD BRIDGE REPAIRS

FAI ROUTE 55 (I-55)
SECTION (68,84-5-2HB-1)BRR
PROJECT (STATE)
BRIDGE CONCRETE REPAIR
MONTGOMERY COUNTY

C-96-073-23



PROJECT LOCATION
SN 068-0105
TR-1 OVER I-55 & WFR
AT SANGAMON / MONTGOMERY
COUTY LINE



FULL SIZE PLANS HAVE BEEN PREPARED USING STANDARD ENGINEERING SCALES, REDUCED SIZED PLANS WILL NOT CONFORM TO STANDARD SCALES. IN MAKING MEASUREMENTS ON REDUCED PLANS, THE ABOVE SCALES MAY BE USED.

J.U.L.I.E.
JOINT UTILITY LOCATION INFORMATION FOR EXCAVATORS
1-800-892-0123
OR 811

BRIDGE MAINTENANCE ENGINEER: BRANDON DUDLEY - (217) 785-9290

GROSS LENGTH = XX FT. = XX MILE
NET LENGTH = XX FT. = XX MILE

CONTRACT NO. 72708

STATE OF ILLINOIS
DEPARTMENT OF TRANSPORTATION

SUBMITTED March 22 20 23

John P. Meyer
REGIONAL ENGINEER

May 12, 2023 *Scott A. Etkin*
ENGINEER OF DESIGN AND ENVIRONMENT

May 12, 2023 *Stephen M. Smith*
DIRECTOR OF HIGHWAYS PROJECT IMPLEMENTATION

PRINTED BY THE AUTHORITY
OF THE STATE OF ILLINOIS




INDEX OF SHEETS

- 1 COVER SHEET
- 2 INDEX, STANDARDS, SIGNATURES, & GENERAL NOTES
- 3 SUMMARY OF QUANTITIES
- 4-5 SN 068-0105 BRIDGE PLANS

STANDARDS

- 000001-08
- 001001-02
- 001006
- 630001-12
- 701001-02
- 701006-05
- 701101-05
- 701106-02
- 701201-05
- 701301-04
- 701901-08

GENERAL NOTES:

STATE OF ILLINOIS DEPARTMENT OF TRANSPORTATION DIVISION OF HIGHWAYS DISTRICT 6	
EXAMINED <u>March, 17</u> 20 <u>23</u>	 ENGINEER OF OPERATIONS
EXAMINED <u>March, 21</u> 20 <u>23</u>	 ENGINEER OF PROJECT IMPLEMENTATION
EXAMINED <u>March, 21</u> 20 <u>23</u>	 ENGINEER OF PROGRAM DEVELOPMENT

MODEL: D:\p\h\l...
FILE NAME: S:\Addresses\Bridges\plans_CAD\72708 - 0680.015 concrete_repair\plan\sheet.dgn

USER NAME = Brandon.Dudley	DESIGNED -	REVISED -
	DRAWN -	REVISED -
PLOT SCALE = 100,0000 ' / in.	CHECKED -	REVISED -
PLOT DATE = 3/22/2023	DATE -	REVISED -

**STATE OF ILLINOIS
DEPARTMENT OF TRANSPORTATION**

INDEX OF SHEETS, GENERAL NOTES, HIGHWAY STANDARDS, & SIGNATURES	
SCALE:	SHEET OF SHEETS STA. TO STA.

F.A.I. RTE.	SECTION	COUNTY	TOTAL SHEETS	SHEET NO.
55	(68,84-5-2HB-1)BRR	MONT./SANG.	5	2
			CONTRACT NO. 72708	
		ILLINOIS FED. AID PROJECT		

100% STATE

6-01600-9997
SN 068-0105

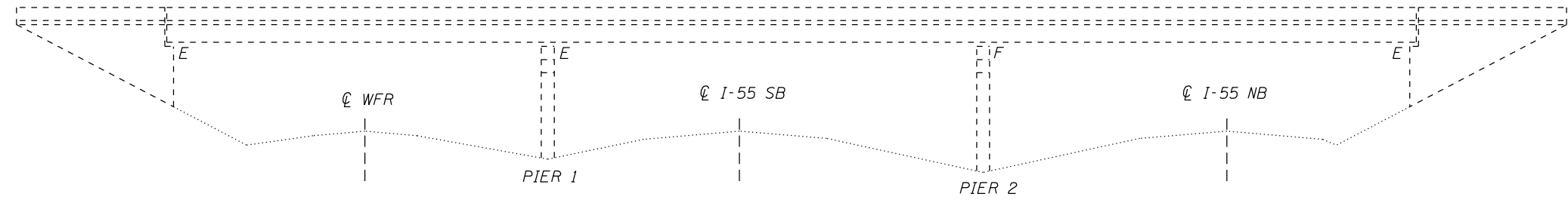
MCHD

BRIDGE/RURAL
0013
MONTGOMERY

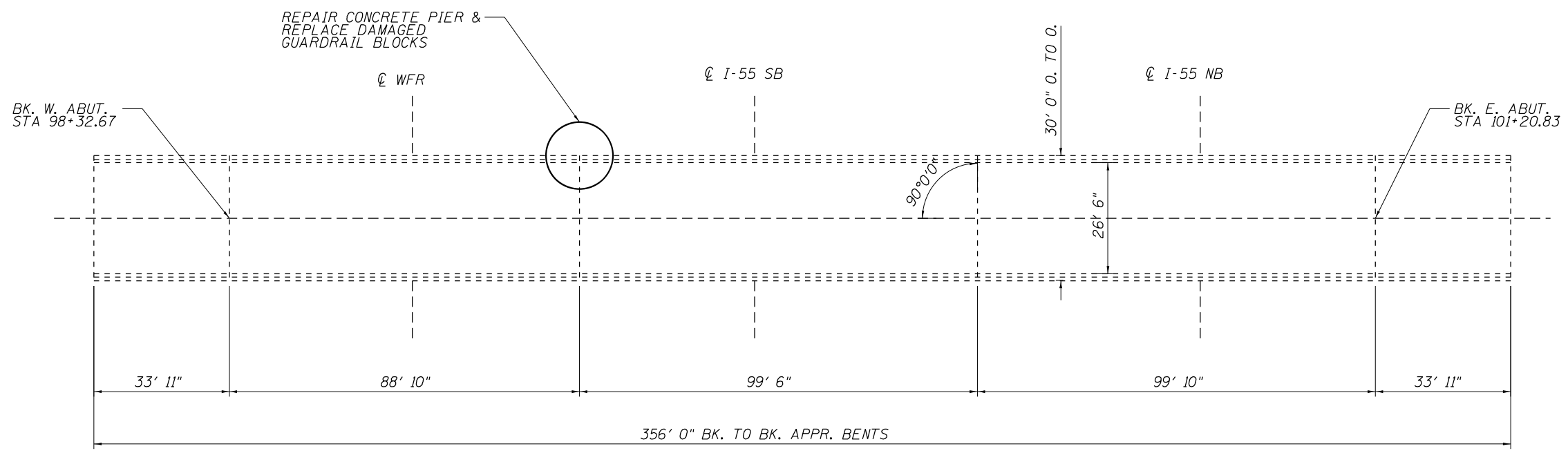
CODE NO.	ITEM	UNIT	TOTAL QUANTITY	
67100100	MOBILIZATION	L SUM	1	1
70100450	TRAFFIC CONTROL AND PROTECTION, STANDARD 701201	L SUM	1	1
X6300210	GUARDRAIL BLOCKS	EACH	4	4
Z0012754	STRUCTURAL REPAIR OF CONCRETE (DEPTH EQUAL TO OR LESS THAN 5 INCHES)	SQ FT	80	80

MODEL: Default
FILE NAME: S:\Bridges\Bridges\plans_CAD\72708 - 0680105 concrete repair\plan\sheet.dgn


REV. - MS



ELEVATION



PLAN



EXPIRES 11-30-2024

Jayme F. Schiff

STRUCTURE GENERAL NOTES:

PLAN DIMENSIONS AND DETAILS RELATIVE TO EXISTING PLANS ARE SUBJECT TO NOMINAL CONSTRUCTION VARIATIONS. THE CONTRACTOR SHALL FIELD VERIFY EXISTING DIMENSIONS AND DETAILS AFFECTING NEW CONSTRUCTION AND MAKE NECESSARY APPROVED ADJUSTMENTS PRIOR TO CONSTRUCTION OR ORDERING OF MATERIALS. SUCH VARIATIONS SHALL NOT BE CAUSE FOR ADDITIONAL COMPENSATION FOR A CHANGE IN THE SCOPE OF WORK, HOWEVER, THE CONTRACTOR WILL BE PAID FOR THE QUANTITY ACTUALLY FURNISHED AT THE UNIT PRICE BID FOR THE WORK.

EXISTING REINFORCEMENT BARS EXTENDING INTO THE REMOVAL AREA SHALL BE CLEANED, STRAIGHTENED, AND INCORPORATED INTO THE NEW CONSTRUCTION. ANY REINFORCEMENT BARS THAT ARE DAMAGED DURING CONCRETE REMOVAL SHALL BE REPLACED WITH AN APPROVED BAR SPLICER OR ANCHORAGE SYSTEM. COST INCLUDED WITH CONCRETE REMOVAL.

TOTAL BILL OF MATERIAL (068-0105)

ITEM	UNIT	QUANTITY
Structural Repair of Concrete (Depth Equal to or Less Than 5")	Sq. Ft.	80
Guardrail Blocks	Each	4

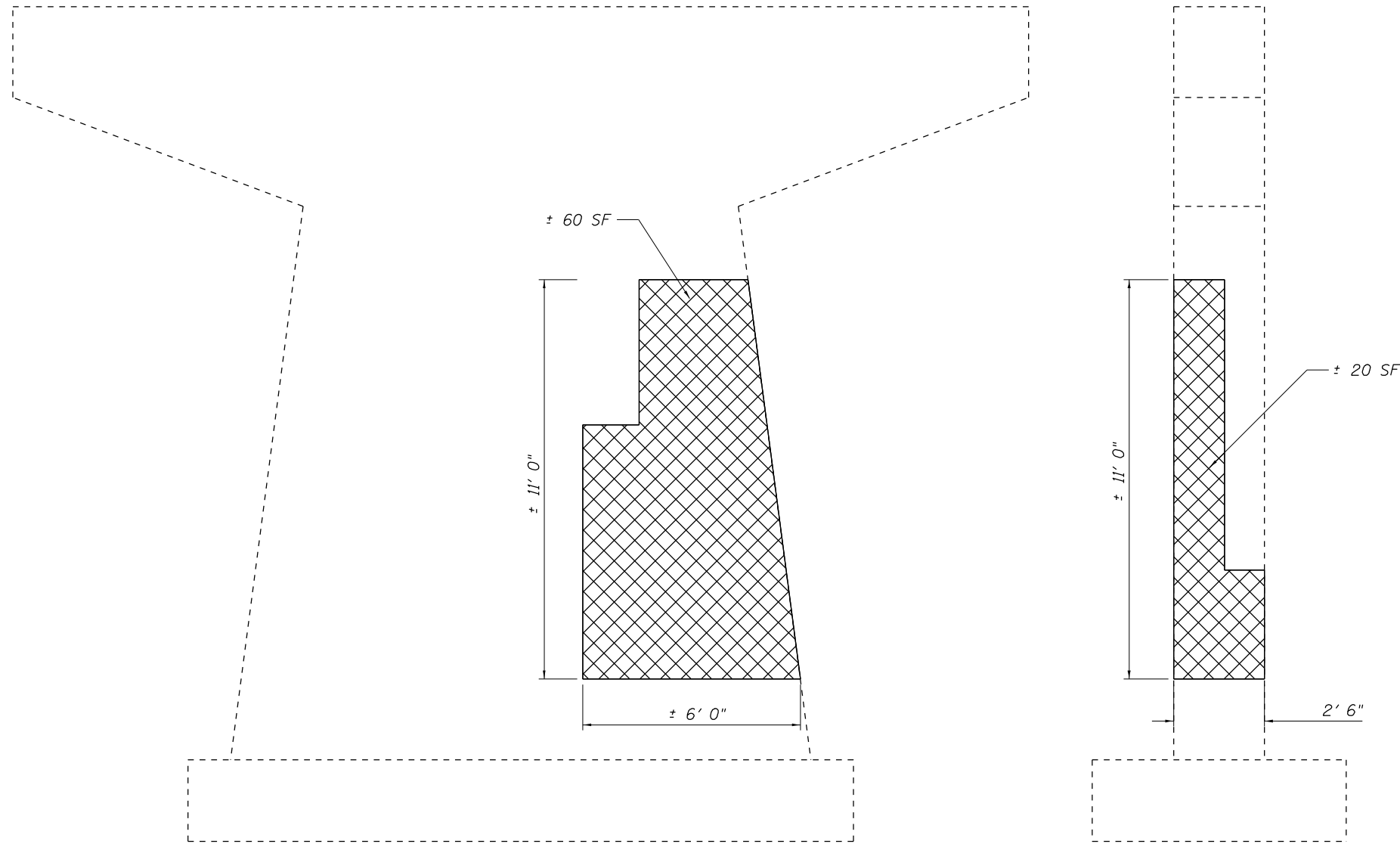
MODEL: D:\p\h\l... FILE NAME: S:\Addresses\Bridges\068-0105 concrete repair\planstruct.dgn

USER NAME = Brandon.Dudley	DESIGNED - BRANDON DUDLEY	REVISED -
	DRAWN - BRANDON DUDLEY	REVISED -
PLOT SCALE = 100,0000' / in.	CHECKED -	REVISED -
PLOT DATE = 3/22/2023	DATE - 2/22/2023	REVISED -

**STATE OF ILLINOIS
DEPARTMENT OF TRANSPORTATION**

BRIDGE PLAN & ELEVATION SN 068-0105	
SCALE:	SHEET OF SHEETS STA. TO STA.

F.A.I. RTE.	SECTION	COUNTY	TOTAL SHEETS	SHEET NO.
55	(68,84-5-2HB-1)BRR	MONT./SANG.	5	4
ILLINOIS FED. AID PROJECT			CONTRACT NO. 72708	



EAST ELEVATION

NORTH ELEVATION



STRUCTURAL REPAIR OF CONCRETE



EXISTING PIER DAMAGE TO BE REPAIRED



DAMAGED GUARDRAIL BLOCKS TO BE REPLACED

MODEL: Default
 FILE NAME: S:\Addresses\Bridges\068-015 concrete repair\068sheet.dgn

USER NAME = Brandon.Dudley	DESIGNED -	REVISED -
	DRAWN -	REVISED -
PLOT SCALE = 100,0000 ' / in.	CHECKED -	REVISED -
PLOT DATE = 3/22/2023	DATE -	REVISED -

STATE OF ILLINOIS
DEPARTMENT OF TRANSPORTATION

PIER 1 REPAIR DETAIL
SN 068-0105

SCALE: SHEET OF SHEETS STA. TO STA.

F.A.I. RTE.	SECTION	COUNTY	TOTAL SHEETS	SHEET NO.
55	(68,84-5-2HB-1)BRR	MONT./SANG.	5	5
			CONTRACT NO. 72708	
			ILLINOIS FED. AID PROJECT	