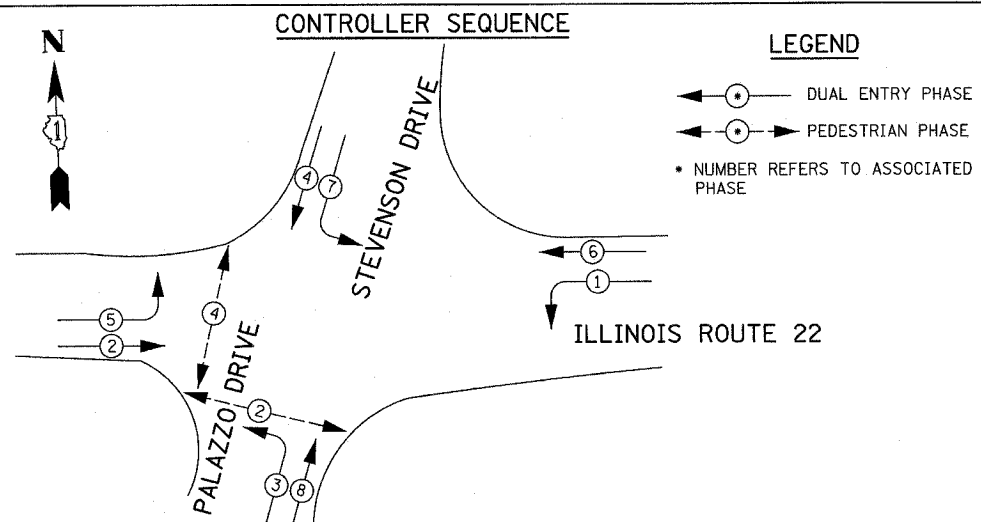
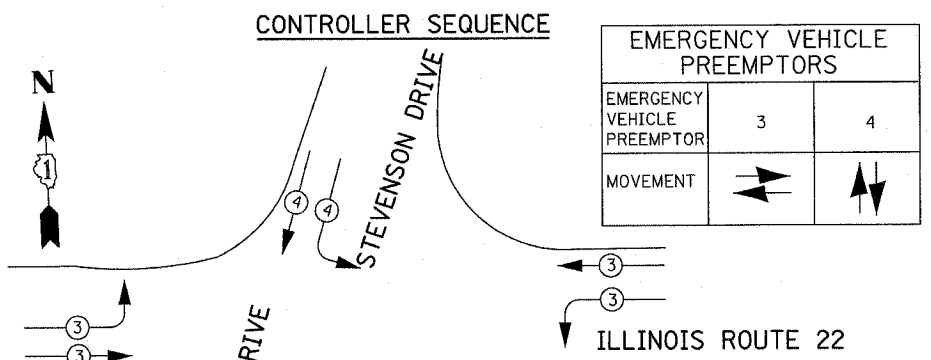


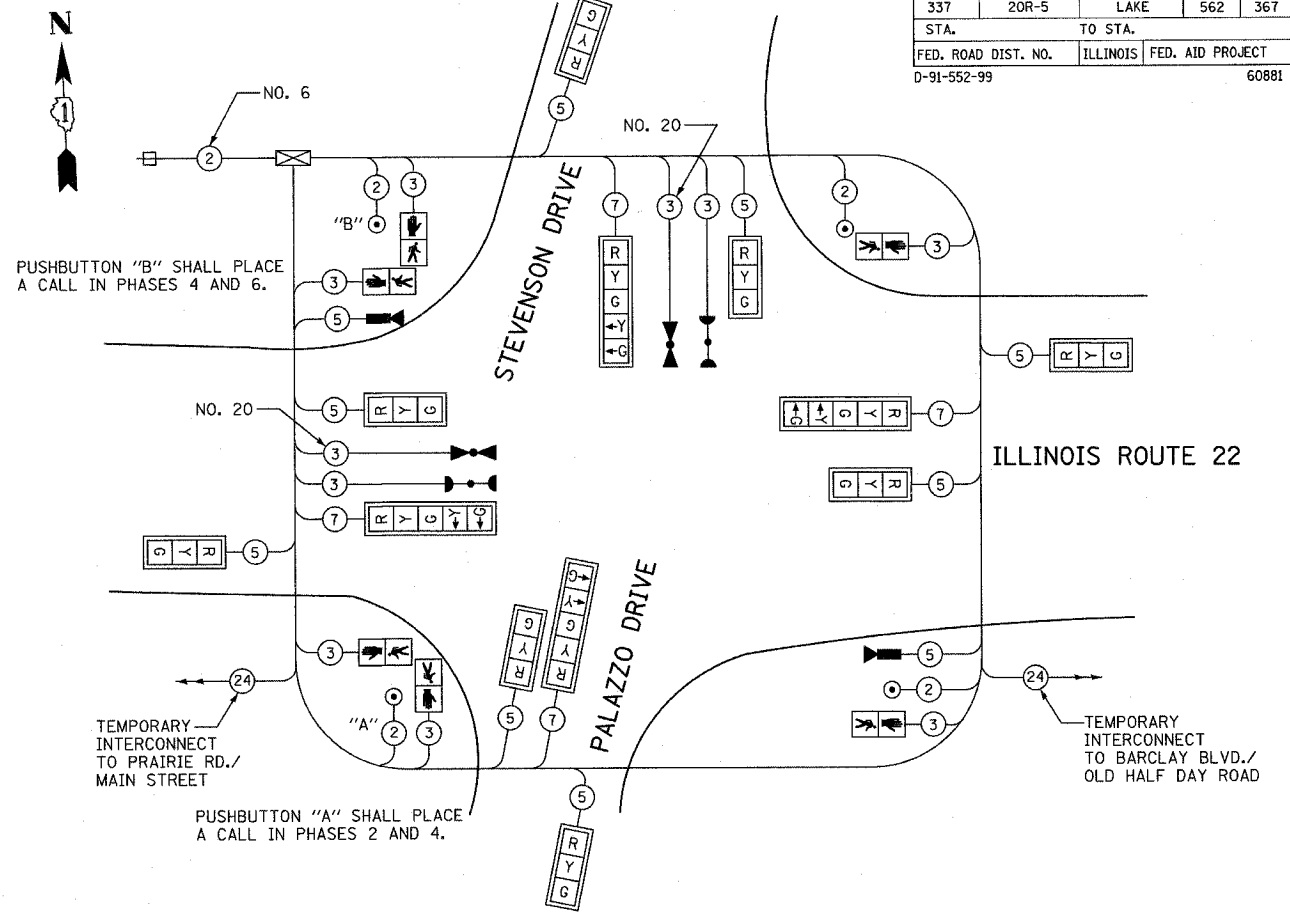
F.A.P. RTE.	SECTION	COUNTY	TOTAL SHEETS	SHEET NO.
337	20R-5	LAKE	562	367
STA.		TO STA.		
FED. ROAD DIST. NO.	ILLINOIS	FED. AID PROJECT		
D-91-552-99				60881



TEMPORARY PHASE DESIGNATION DIAGRAM STAGES 1, 2, & 3 CONSTRUCTION



EMERGENCY VEHICLE PREEMPTION SEQUENCE STAGES 1, 2, & 3 CONSTRUCTION



TEMPORARY SIGNALS CABLE PLAN STAGES 1, 2, & 3 CONSTRUCTION

DATE	
BY	
FINAL SURVEY PLOTTED	
NOTE BOOK TEMPLATE	
AREAS CHECKED	
NO.	

DATE	
BY	
ORIGINAL SURVEY PLOTTED	
NOTE BOOK TEMPLATE	
AREAS CHECKED	
NO.	

I.D.O.T. TRAFFIC SIGNAL INSTALLATION ELECTRICAL SERVICE REQUIREMENTS					
TYPE	NO. OF LAMPS	WATTAGE		% OPERATIONS	TOTAL WATTAGE
		INCAND.	LED		
SIGNAL (RED)	12	135	17	0.50	810
(YELLOW)	12	135	25	0.25	405
(GREEN)	12	135	15	0.25	405
ARROW	8	135	12	0.10	108
PED. SIGNAL	4	90	25	1.00	360
CONTROLLER	1	100	100	1.00	100
ILLUM. SIGN		252		0.05	
FLASHER				0.05	
ENERGY COSTS TO:				TOTAL =	2188

ILLINOIS DEPARTMENT OF TRANSPORTATION
 DIVISION OF HIGHWAY/DISTRICT 1
 201 WEST CENTER COURT/SCHAUMBURG, ILLINOIS 60196-1096

ENERGY SUPPLY: CONTACT: DOTTI PROSEN
 PHONE: (847) 816-5529
 COMPANY: COMED

TEMPORARY CABLE DIAGRAM LEGEND

- [R] TEMPORARY TRAFFIC SIGNAL SECTION OR PEDESTRIAN SIGNAL SECTION 12" (300mm)
- [X] TEMPORARY CONTROLLER CABINET
- [⊕] TEMPORARY SERVICE INSTALLATION
- INDICATES NUMBER OF CONDUCTORS. IN CABLE. ALL CONDUCTORS TO BE NUMBER 14 AWG WIRE UNLESS OTHERWISE NOTED.
- (5)
- ▲ EMERGENCY VEHICLE LIGHT DETECTOR
- ⌚ CONFIRMATION BEACON
- VEHICLE DETECTOR, INDUCTION LOOP
- ⊙ PEDESTRIAN PUSHBUTTON DETECTOR
- [R] 12" (300mm) PEDESTRIAN SIGNAL SECTION
- V VIDEO DETECTION
- ▬ MICROWAVE VEHICLE SENSOR

REVISIONS		ILLINOIS DEPARTMENT OF TRANSPORTATION IL RTE 22 (FAP 337) IL RTE 83 TO US 45 / IL 21 (MILWAUKEE AVE) TEMPORARY CABLE PLAN AND TEMPORARY PHASE DESIGNATION DIAGRAM (STAGES 1,2&3) ILLINOIS ROUTE 22 AT STEVENSON DRIVE
NAME	DATE	
		SCALE: NONE
		DATE: 03-22-2004
		DRAWN BY: AMB
		DESIGNED BY: AMB
		CHECKED BY: JPS