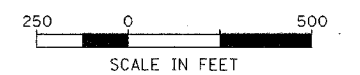
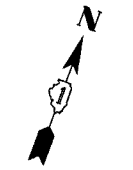
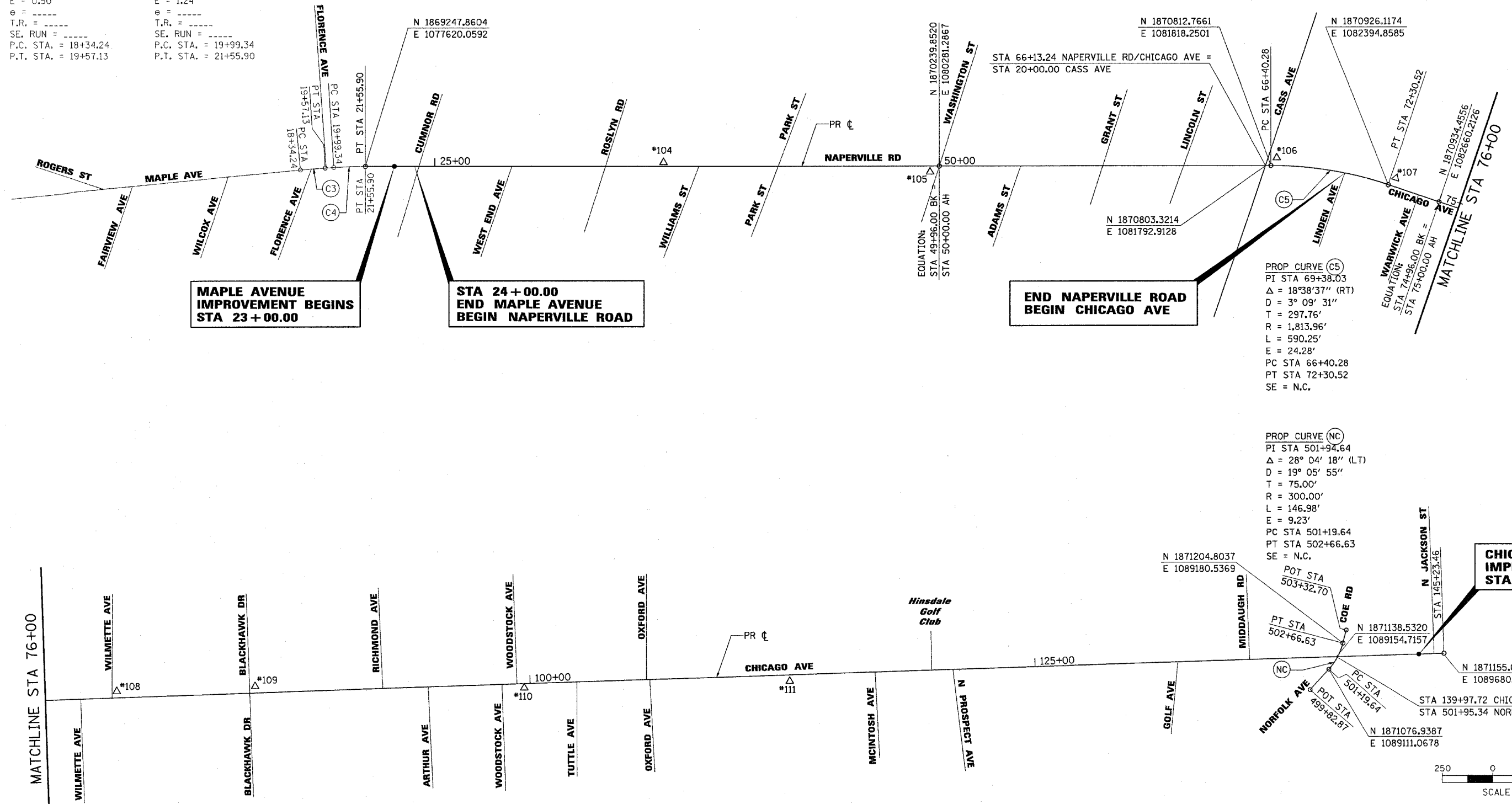


F.A. RTE.	SECTION	COUNTY	TOTAL SHEETS	SHEET NO.
	66R	DU PAGE	4/2	24
STA 23+00.00		TO STA 144+00.0		
FED. ROAD DIST. NO.		ILLINOIS FED. AID PROJECT		
CONTRACT NO. 62376				

EXIST CURVE C3
 PI STA. = 18+95.69
 $\Delta = 1^\circ 51' 15''$ (RT)
 D = 1° 30' 31"
 R = 3,797.62'
 T = 61.45'
 L = 122.90'
 E = 0.50'
 e = -----
 T.R. = -----
 SE. RUN = -----
 P.C. STA. = 18+34.24
 P.T. STA. = 19+57.13

EXIST CURVE C4
 PI STA. = 20+77.65
 $\Delta = 3^\circ 38' 07''$ (RT)
 D = 2° 19' 19"
 R = 2,467.56'
 T = 78.31'
 L = 156.56'
 E = 1.24'
 e = -----
 T.R. = -----
 SE. RUN = -----
 P.C. STA. = 19+99.34
 P.T. STA. = 21+55.90



REVISIONS	
NAME	DATE

ILLINOIS DEPARTMENT OF TRANSPORTATION

ALIGNMENT SHEET
MAPLE AVENUE / CHICAGO AVENUE
SHEET 1 OF 2

SCALE: 1"=250'
 DATE 19-NOV-2004

DRAWN BY E.D.
 CHECKED BY G.T.

Illinois Firm Registration No. 04-00533

Stanley Consultants INC.
 850 West Higgins Road, Suite 130
 Chicago, Illinois 60630-2800
 www.stanleygroup.com