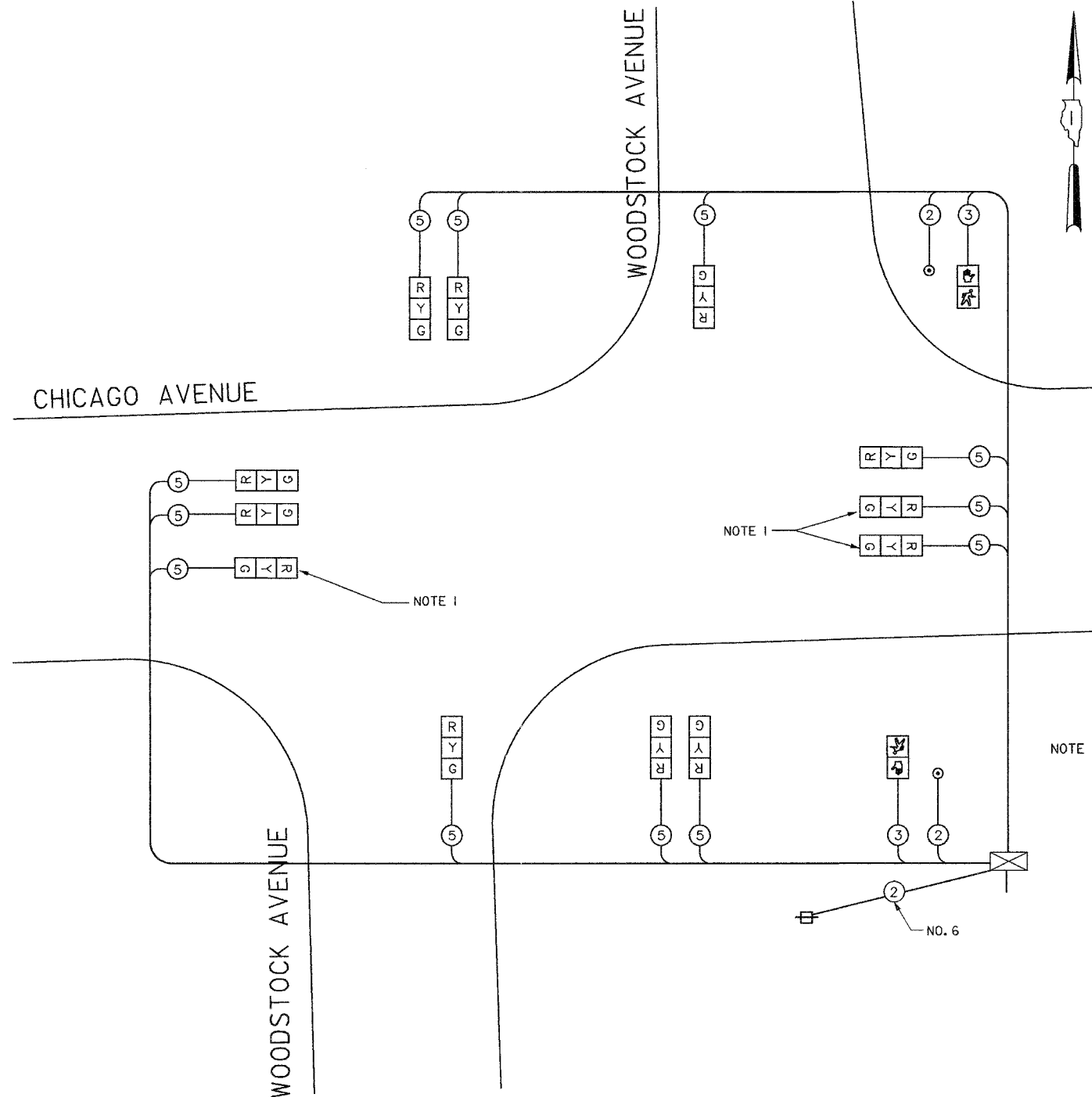
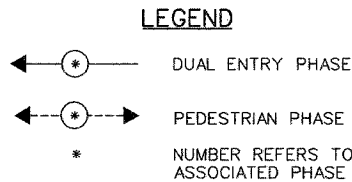
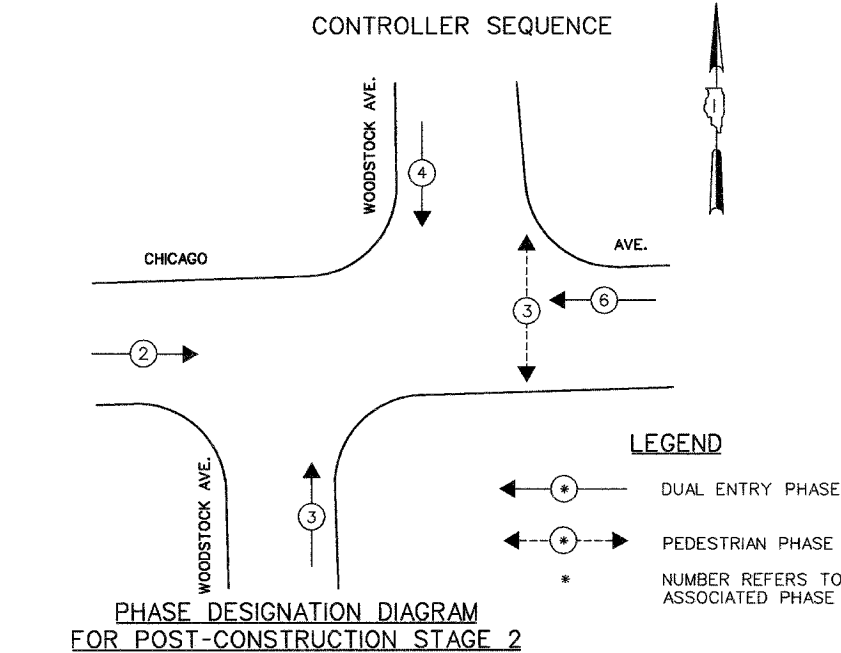
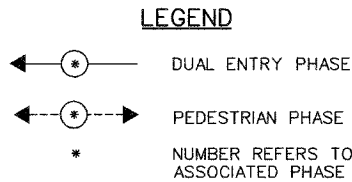
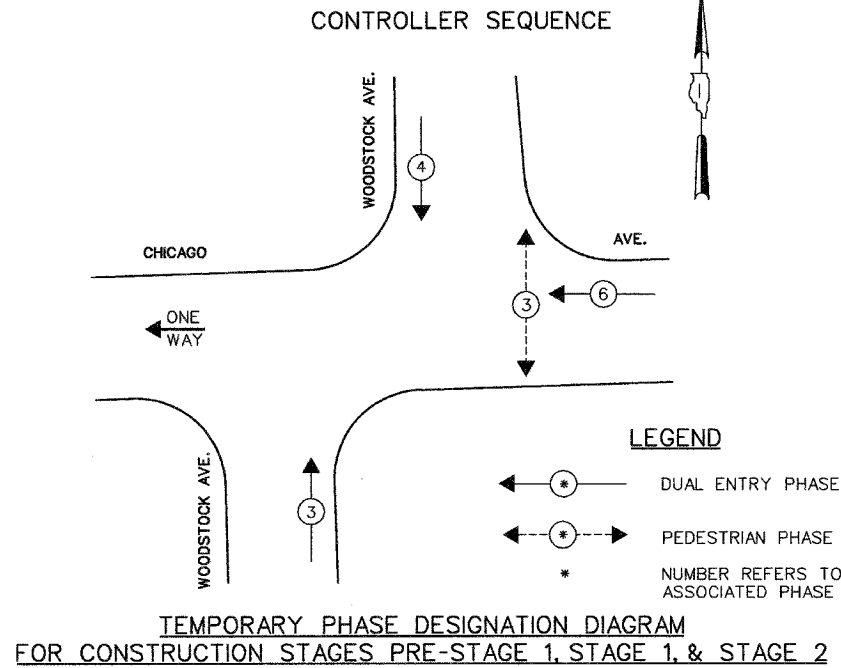


F.A.U. RTE.	SECTION	COUNTY	TOTAL SHEETS	SHEET NO.
1487	66R	DuPAGE	412	154
STA. 23+00		TO STA. 144+00		
FED. ROAD DIST. NO.	ILLINOIS	FED. AID PROJECT:		
CONTRACT No. G2376				



**TEMPORARY CABLE DIAGRAM LEGEND**

- TEMPORARY TRAFFIC SIGNAL SECTION OR PEDESTRIAN SIGNAL SECTION 12" (300mm)
- TEMPORARY CONTROLLER CABINET
- TEMPORARY SERVICE INSTALLATION
- INDICATES NUMBER OF CONDUCTORS IN CABLE. ALL CONDUCTORS TO BE NUMBER 14 AWG WIRE UNLESS OTHERWISE NOTED.
- EMERGENCY VEHICLE LIGHT DETECTOR
- CONFIRMATION BEACON
- VEHICLE DETECTOR, INDUCTION LOOP
- PEDESTRIAN PUSHBUTTON DETECTOR
- 12" (300mm) PEDESTRIAN SIGNAL SECTION
- MICROWAVE VEHICLE SENSOR

NOTE 1: THESE SIGNAL HEADS FOR THE EASTBOUND DIRECTION OF TRAFFIC SHALL BE DISABLED AND BAGGED DURING CONSTRUCTION STAGES PRE-STAGE, STAGE 1, AND STAGE 2. THEY SHALL BE IN OPERATION AFTER ALL THE PAVEMENT GEOMETRICS ARE IN PLACE AND TWO-WAY (EAST-WEST) TRAFFIC IS RESTORED.

I.D.O.T. TRAFFIC SIGNAL INSTALLATION ELECTRICAL SERVICE REQUIREMENTS						TOTAL WATTAGE
TYPE	NO LAMPS	WATTAGE		OPERATION		
		INCAND.	LED			
SIGNAL (RED)	12	135	17	0.50	810.0	
(YELLOW)	12	135	25	0.25	405.0	
(GREEN)	12	135	15	0.25	405.0	
ARROW		135	12	0.10		
PED. SIGNAL	2	90	25	1.00	180.0	
CONTROLLER	1	100	100	1.00	100.0	
ILLUM. SIGN				0.05		
FLASHER				0.50		
ENERGY COSTS TO:				TOTAL =	1900.0	

ILLINOIS DEPARTMENT OF TRANSPORTATION  
201 WEST CENTER COURT  
SCHAUMBURG, ILLINOIS 60196-1096

ENERGY SUPPLY CONTACT: COMED  
PHONE: (866) 639-3532  
COMPANY: COMED

REVISIONS	
NAME	DATE

ILLINOIS DEPARTMENT OF TRANSPORTATION

**TEMPORARY CABLE PLAN  
PHASE DESIGNATION DIAGRAM  
CHICAGO AVENUE AT WOODSTOCK AVENUE**

SCALE: N.T.S.  
DATE: SEPTEMBER 30, 2004

DRAWN BY: BB  
DESIGNED BY: PKG  
CHECKED BY: PKG