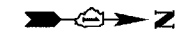
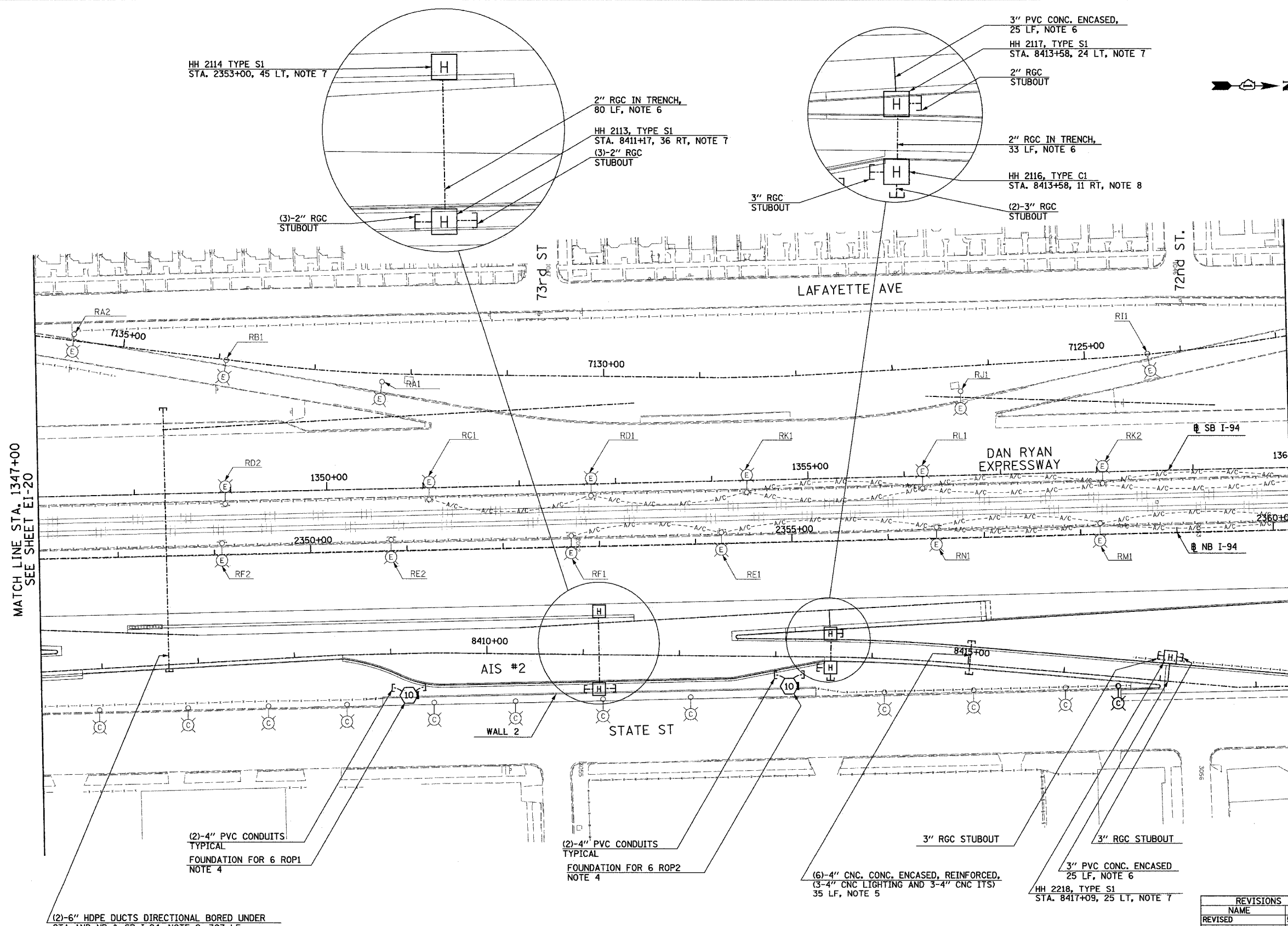


F.A.I. RTE.	SECTION	COUNTY	TOTAL SHEETS	SHEET NO.
90/94	*	COOK	860	396
STA. 1347+00		TO STA. 1360+00		
FED. ROAD DIST. NO.		ILLINOIS	FED. AID PROJECT	
* (1516,1,1717 & 1818) R-8		62694		



- NOTES:**
- SEE DRAWINGS EI-100 AND EI-101 FOR ELECTRICAL SYMBOLS AND ABBREVIATIONS.
 - COORDINATE ALL WORK WITH IDOT CONTRACTS 62583 AND 62695.
 - UNLESS NOTED OTHERWISE, ALL ITEMS AND WORK SHOWN IN HEAVY LINE WEIGHT ON THIS DRAWING ARE PROPOSED NEW ITEMS AND WORK.
 - REFER STRUCTURAL DRAWINGS AND EI-104 FOR CONDUIT INSTALLATION DETAILS FOR LIGHT TOWERS FOUNDATIONS MOUNTED ON RETAINING WALLS.
 - REFER TO SHEETS EI-102 AND ME-04 FOR DUCTBANK INSTALLATION DETAILS.
 - REFER TO SHEETS EI-106, EI-110 AND EI-113 FOR RAMP METERING DETAILS.
 - REFER TO SHEETS EI-103, EI-106 AND EI-110 FOR HANDHOLE DETAILS.
 - REFER TO SHEET EI-107 FOR COMMUNICATIONS VAULT C1 DETAILS.
 - SEE EI-22A FOR DIRECTIONAL BORING DETAILS.

MATCH LINE STA. 1347+00
SEE SHEET EI-20

MATCH LINE STA. 1360+00
SEE SHEET EI-22

(2)-4" PVC CONDUITS
TYPICAL
FOUNDATION FOR 6 ROP1
NOTE 4

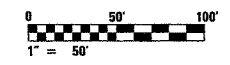
(2)-6" HDPE DUCTS DIRECTIONAL BORED UNDER
CTA AND NB & SB I-94, NOTE 9, 307 LF

(2)-4" PVC CONDUITS
TYPICAL
FOUNDATION FOR 6 ROP2
NOTE 4

(6)-4" CNC CONC. ENCASED, REINFORCED,
(3-4" CNC LIGHTING AND 3-4" CNC ITS)
35 LF, NOTE 5

3" PVC CONC. ENCASED
25 LF, NOTE 6

HH 2218, TYPE S1
STA. 8417+09, 25 LT, NOTE 7



SINGH 300 W. ADAMS ST.
CHICAGO, IL 60606
SINGH & ASSOCIATES, INC. TEL: (312) 629-0240
CONSULTING ENGINEERS FAX: (312) 629-8449

REVISIONS	
NAME	DATE
REVISD	5/06/05

ILLINOIS DEPARTMENT OF TRANSPORTATION
F.A.I. 90/94 (DAN RYAN EXPRESSWAY)

ELECTRICAL INFRASTRUCTURE PLANS
PROPOSED IMPROVEMENTS

SCALE: 1"=50'
DATE: MARCH 18, 2005

DRAWN BY: VK
CHECKED BY: TM

17A/EI-21

5/5/2005 5:04:32 PM