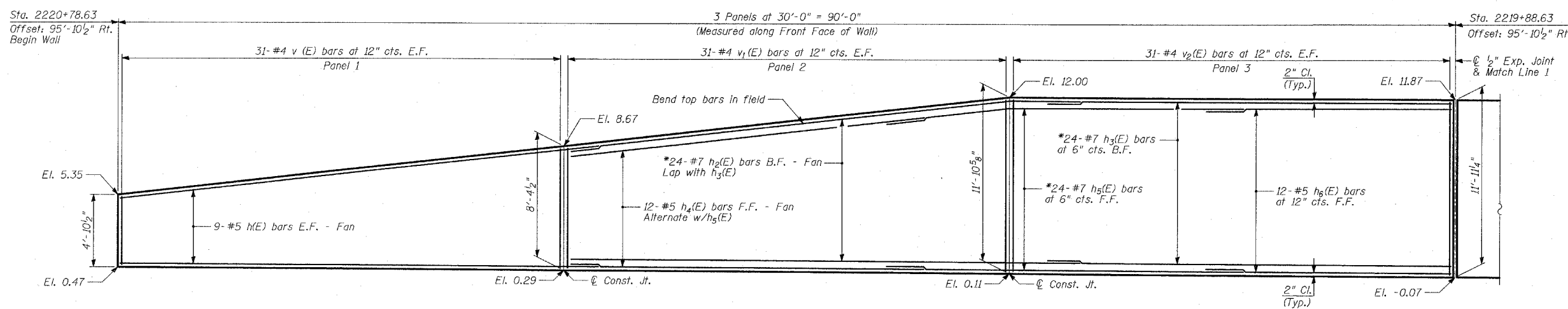
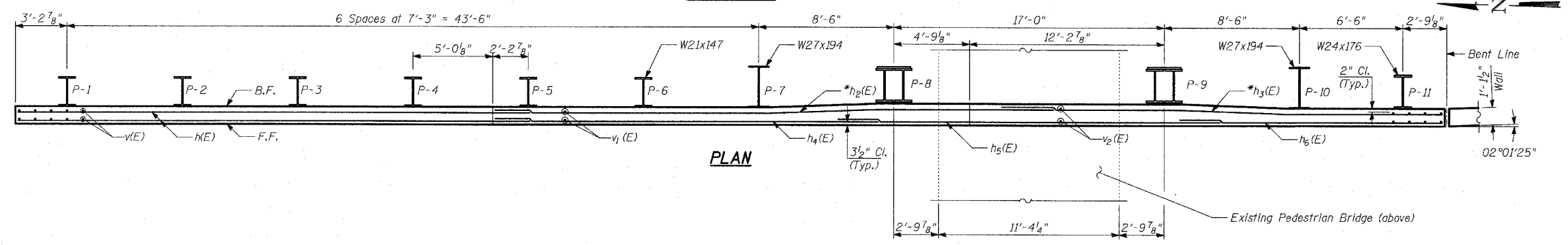


F.A.I. RTE.	SECTION	COUNTY	TOTAL SHEETS	SHEET NO.
94		COOK	860	433
STA. 2200+00.00 TO STA. 2362+00.00		ILLINOIS FED. AID PROJECT		
FED. ROAD DIST. NO.		• (1516.1, 1717 & 1818) R-8		

62694



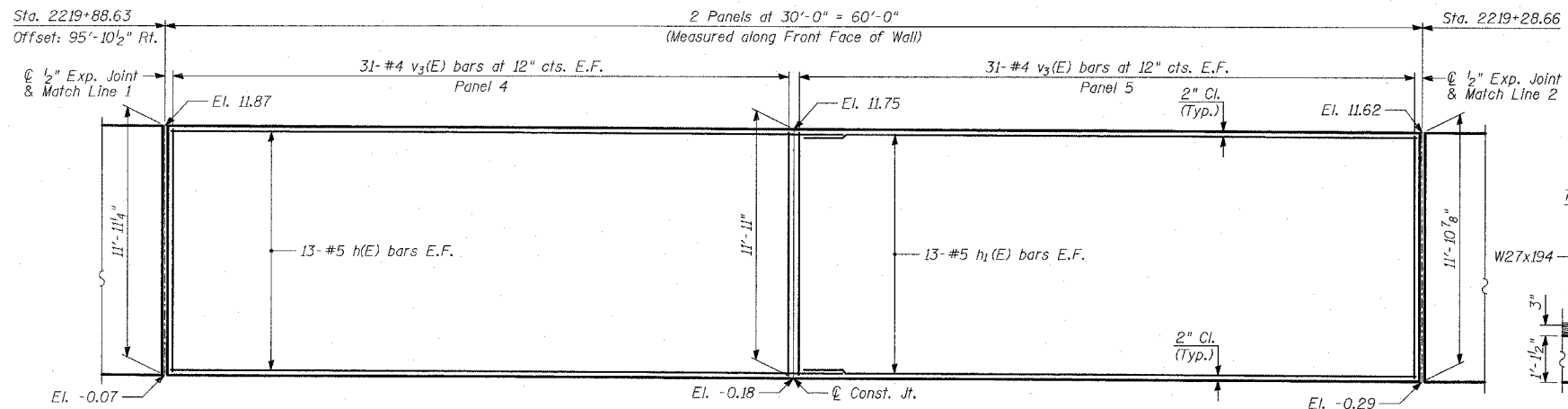
**ELEVATION**



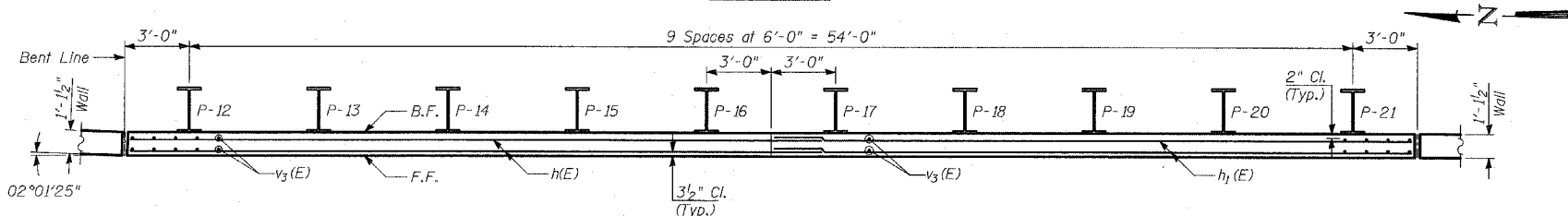
**PLAN**

**NOTE:**

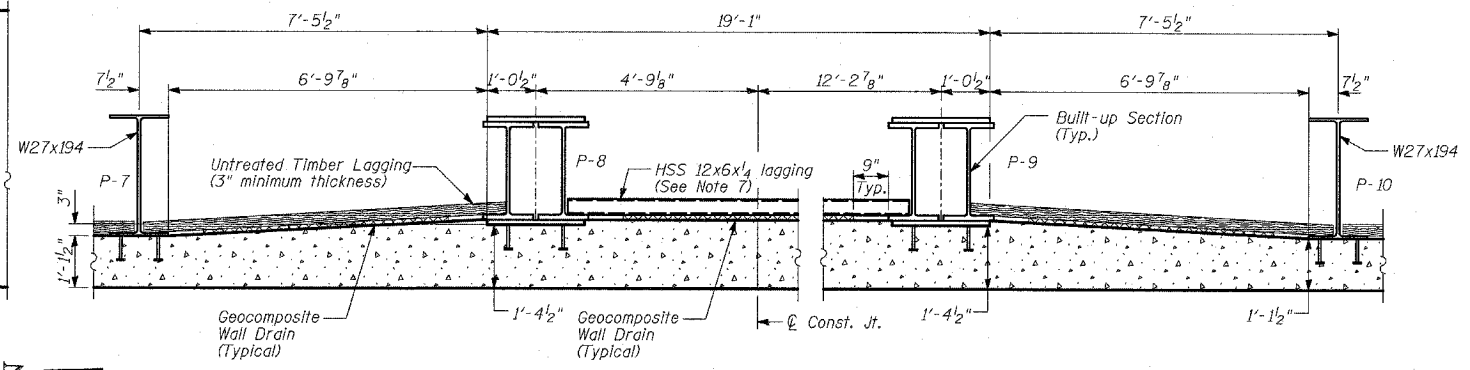
\* Bend bars to fit in field as required.



**ELEVATION**



**PLAN**



**BUILT-UP SECTION**

**NOTES:**

1. B.F. - denotes Back Face.
2. E.F. - denotes Each Face.
3. F.F. - denotes Front Face.
4. Work this Sheet with Sheets 7 thru 10 of 18.
5. Pile spacing measured along front face of wall.
6. For Lap Splices, see Sheet 7 of 18.
7. HSS 12x6x1/4 to serve as lagging between piles P-8 & P-9. Cost of the steel lagging as well as work necessary to place the lagging shall be included with "Furnishing and Erecting Structural Steel".

**TYLIN INTERNATIONAL**

REVISIONS	
NAME	DATE

ILLINOIS DEPARTMENT OF TRANSPORTATION  
**F.A.I. 94 (DAN RYAN EXPRESSWAY)**  
**RETAINING WALL ALONG STATE ST.**  
**ENTRANCE RAMP FROM 95TH ST. TO 93RD ST.**  
**WALL 2A - PLAN AND ELEVATION**  
**STA. 2220+78.63 TO STA. 2219+28.66**  
 S.N. 016-W944  
 SCALE: N.T.S.  
 DATE: MARCH 18, 2005

DESIGNED BY: MI, DJR  
 DRAWN BY: DJR, MAF  
 CHECKED BY: TD, MI