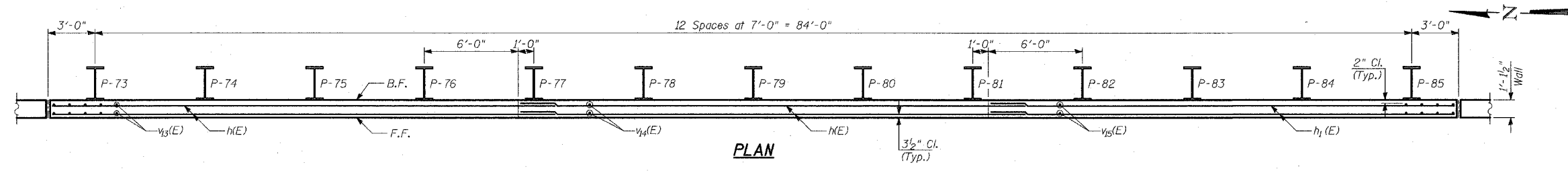



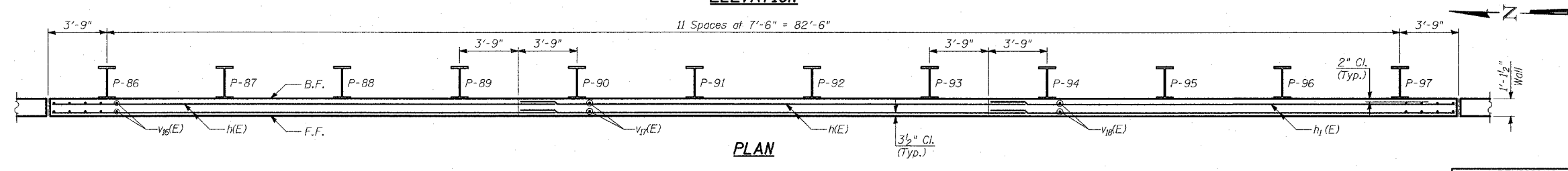
**ELEVATION**



**PLAN**



**ELEVATION**



**PLAN**

- NOTES:**
1. B.F. - denotes Back Face.
  2. E.F. - denotes Each Face.
  3. F.F. - denotes Front Face.
  4. Work this Sheet with Sheets 7 thru 10 of 18.
  5. Pile spacing measured along front face of wall.
  6. For Lap Splices, see Sheet 7 of 18.

**TYLIN INTERNATIONAL**

REVISIONS	
NAME	DATE

ILLINOIS DEPARTMENT OF TRANSPORTATION  
 F.A.I. 94 (DAN RYAN EXPRESSWAY)  
 RETAINING WALL ALONG STATE ST.  
 ENTRANCE RAMP FROM 95TH ST. TO 93RD ST.  
 WALL 2A - PLAN AND ELEVATION  
 STA. 2215+98.87 TO STA. 2214+18.98  
 S.N. 016-W944  
 SCALE: N.T.S.  
 DATE: MARCH 18, 2005

DESIGNED BY: MI, DJR  
 DRAWN BY: DJR, MAF  
 CHECKED BY: TD, MI