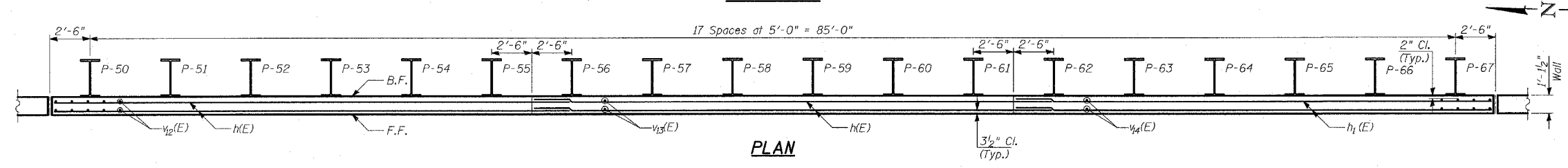
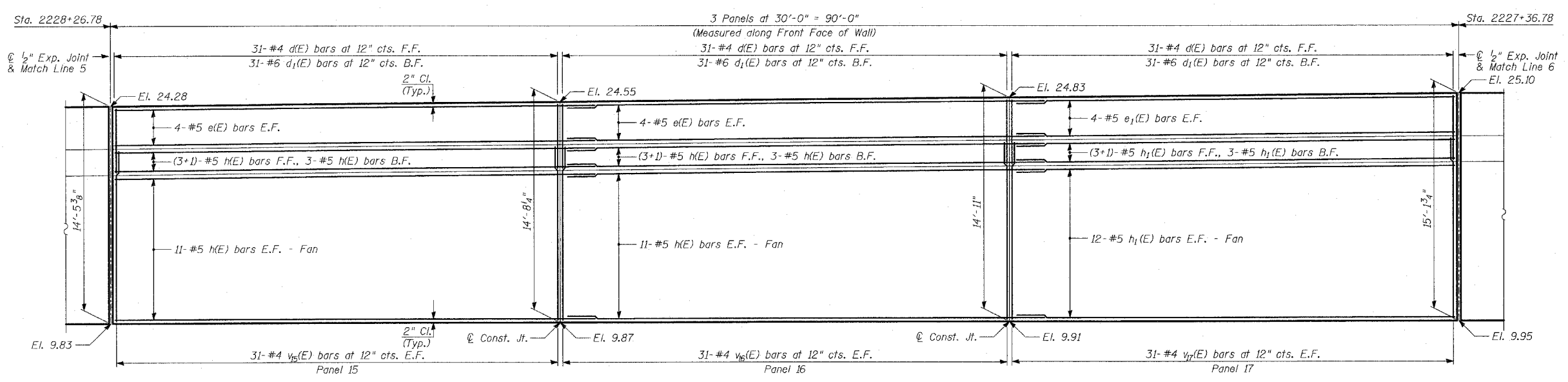


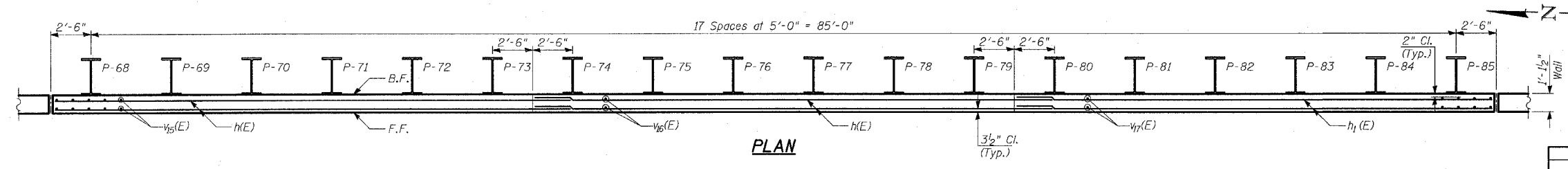
**ELEVATION**



**PLAN**



**ELEVATION**



**PLAN**

- NOTES:**
1. B.F. - denotes Back Face.
  2. E.F. - denotes Each Face.
  3. F.F. - denotes Front Face.
  4. Work this Sheet with Sheets 11, 12 & 17 thru 20 of 33.
  5. Pile spacing measured along front face of wall.
  6. For Lap Splices, see Sheet 12 of 33.

**TYLIN INTERNATIONAL**

REVISIONS	
NAME	DATE

ILLINOIS DEPARTMENT OF TRANSPORTATION  
 F.A.I. 94 (DAN RYAN EXPRESSWAY)  
 RETAINING WALL ALONG STATE ST.  
 93RD ST. TO 91ST ST.  
 WALL 2B - PLAN AND ELEVATION  
 STA. 2229+16.78 TO STA. 2227+36.78  
 S.N. 016-W961 DESIGNED BY: MI, DJR  
 SCALE: N.T.S. DRAWN BY: DJR, MAF  
 DATE: MARCH 18, 2005 CHECKED BY: TD, MI