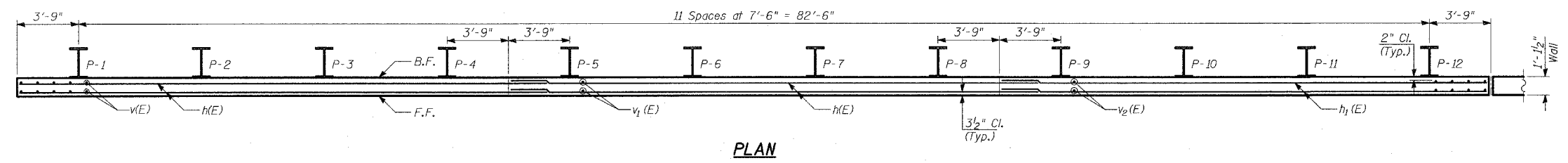
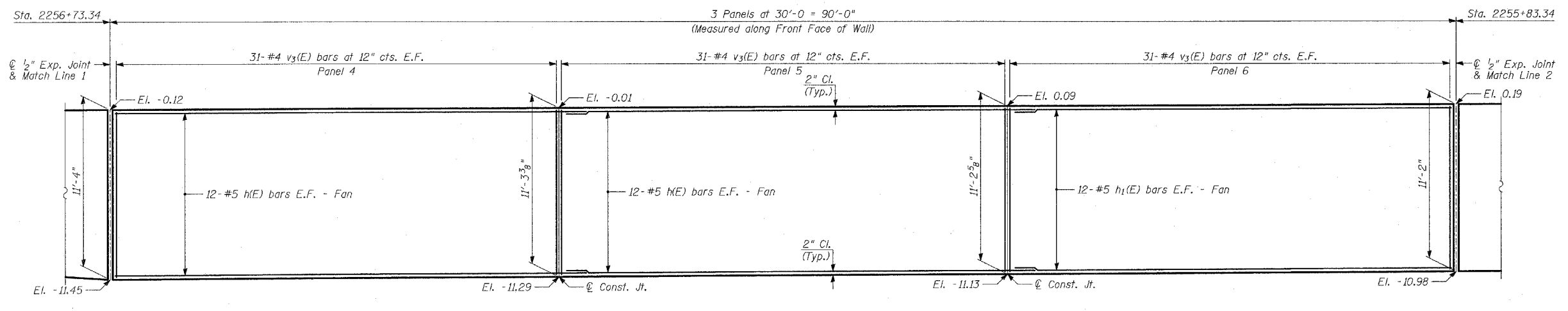


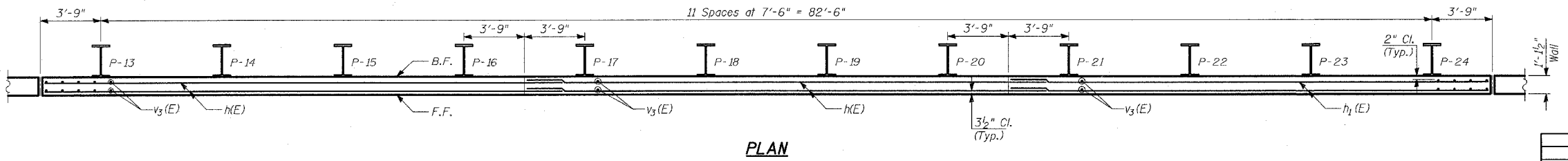
ELEVATION



PLAN




ELEVATION



PLAN

- NOTES:**
1. B.F. - denotes Back Face.
 2. E.F. - denotes Each Face.
 3. F.F. - denotes Front Face.
 4. Work this sheet with Sheets 9 thru 12 of 22.
 5. Pile spacing measured along front face of wall.
 6. For Lap Splices, see Sheet 9 of 22.



REVISIONS	
NAME	DATE

ILLINOIS DEPARTMENT OF TRANSPORTATION
F.A.I. 94 (DAN RYAN EXPRESSWAY)
RETAINING WALL ALONG STATE ST.
EXIT RAMP TO 87TH ST.
WALL 5 - PLAN AND ELEVATION
STA. 2257+63.34 TO STA. 2255+83.34
 S.N. 016-W955 DESIGNED BY: MI, TB
 SCALE: N.T.S. DRAWN BY: TB, DJR
 DATE: MARCH 18, 2005 CHECKED BY: TD, MI