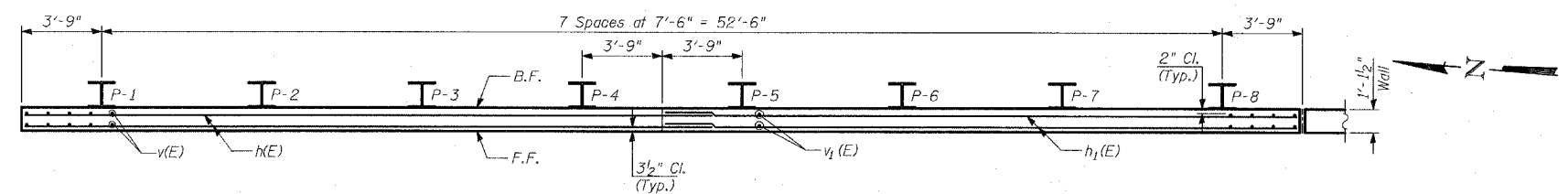
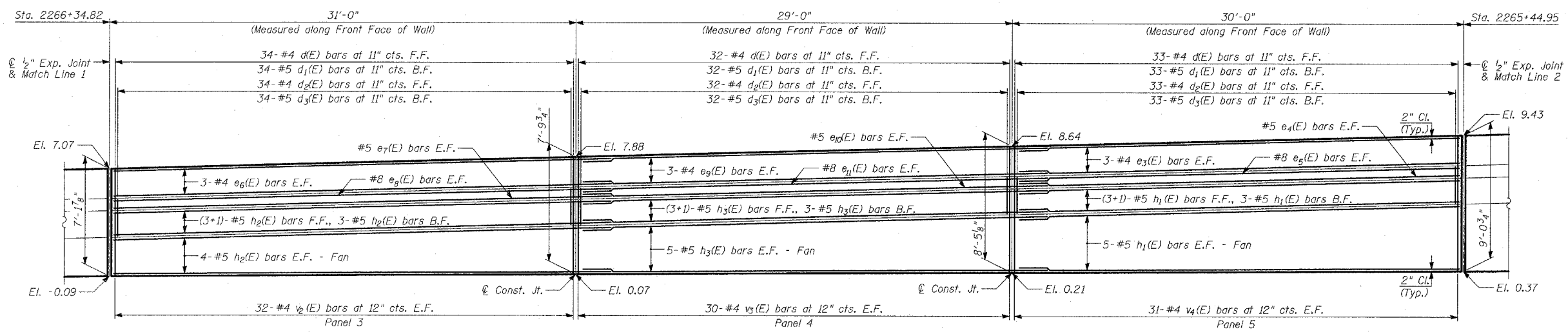


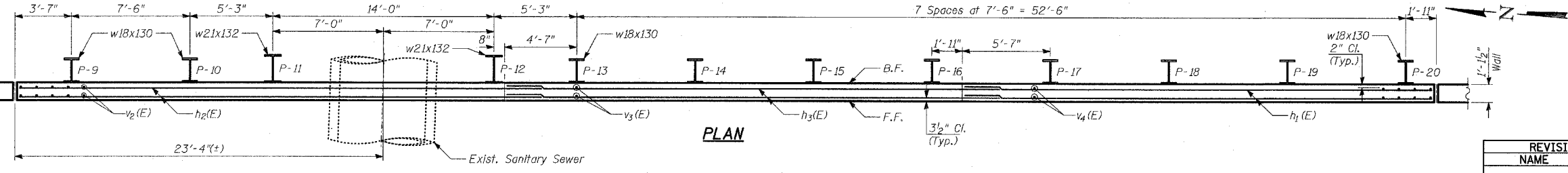
ELEVATION



PLAN



ELEVATION



PLAN

- NOTES:**
1. B.F. - denotes Back Face.
 2. E.F. - denotes Each Face.
 3. F.F. - denotes Front Face.
 4. Work this sheet with Sheets 6 thru 18 of 23.
 5. Pile spacing measured along front face of wall.
 6. For Lap Splices, see Sheet 7 of 23.

REVISIONS	
NAME	DATE

ILLINOIS DEPARTMENT OF TRANSPORTATION
F.A.I. 94 (DAN RYAN EXPRESSWAY)
RETAINING WALL ALONG STATE ST.
ENTRANCE RAMP FROM 87TH ST.
WALL 6 - PLAN AND ELEVATION
STA. 2266+94.73 TO STA. 2265+44.95
 S.N. 016-W956 DESIGNED BY: MI, MAF
 SCALE: N.T.S. DRAWN BY: MAF, DJR
 DATE: MARCH 18, 2005 CHECKED BY: TD, MI

