F.A.I. RTE.	SECTION	COUNTY	TOTAL SHEETS	SHEET NO.
94	•	COOK	860	550
STA. 2200+00.00	TO STA. 2362+00.00			
FED. ROAD DIST. NO.	ILLINOIS	FED. AID PROJECT		

• (1516.1, 1717 & 1818) R-8

62694

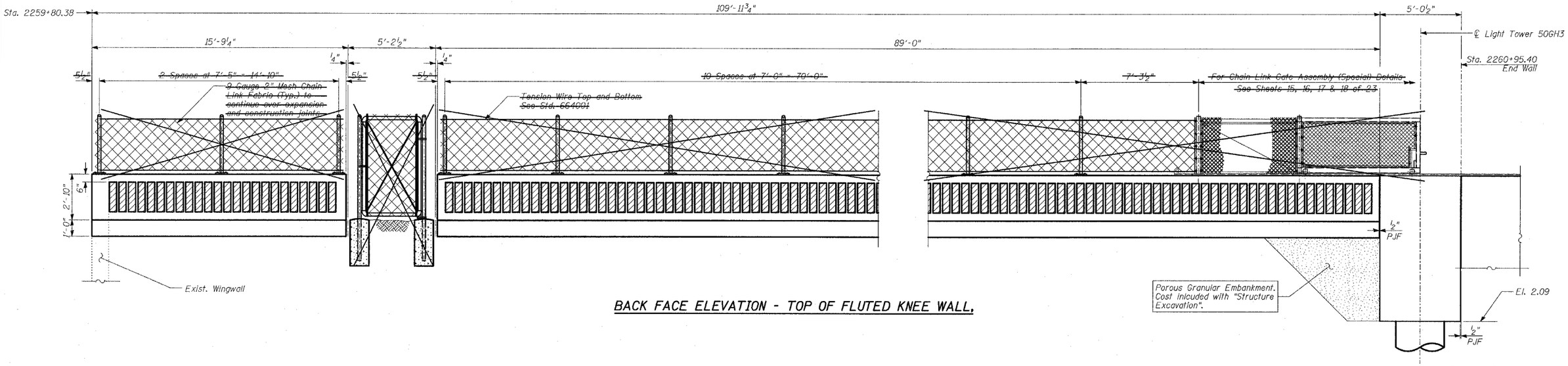

BACK FACE ELEVATION - TOP OF FLUTED KNEE WALL.

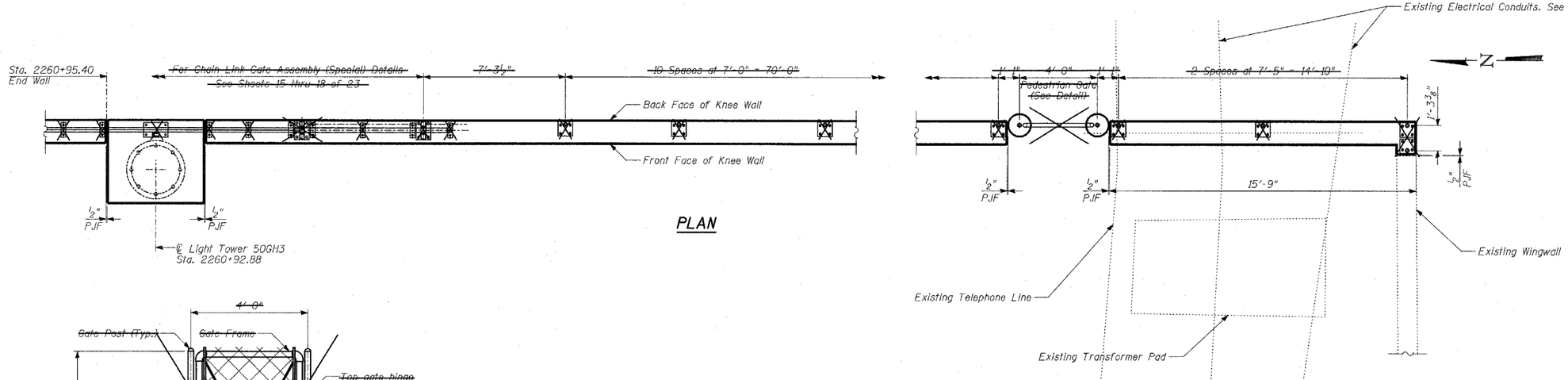

PLAN

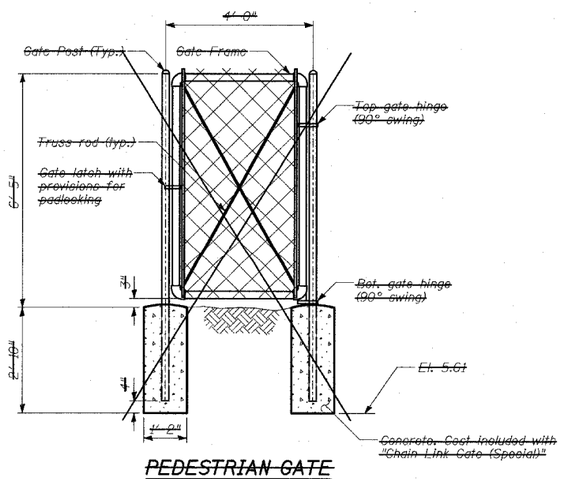

PEDESTRIAN GATE

NOTES:

1. Manual excavation shall be performed to limit disturbance to the existing CTA transformer and servicing conduit(s). Service to the CTA transformer shall not be interrupted.
2. The Contractor shall inform the Engineer 5 days in advance when manual excavation is anticipated in the area of the ComEd conduits servicing the CTA Transformer. The Engineer shall contact ComEd and request their presence during excavation, and to determine if any conduit sleeves are required in the area under the kneewall, or possibly in the kneewall itself. ComEd shall determine the type, size, number and location of any sleeve(s). The cost of the sleeve(s), their installation, and any associated labor and equipment shall all be included in the cost of "Concrete Structures".
3. Work this sheet with Sheets 10, and 12 thru 18 of 23.

BILL OF MATERIAL

ITEM	UNIT	TOTAL
Chain Link Gates (Special)	Each	1

REVISIONS NAME	DATE
REVISED	04/15/05

SHEET 11 OF 23

ILLINOIS DEPARTMENT OF TRANSPORTATION

F.A.I. 94 (DAN RYAN EXPRESSWAY)
RETAINING WALL ALONG STATE ST.
ENTRANCE RAMP FROM 87TH ST.
WALL 6 - TYPICAL SECTIONS, ELEVATIONS AND DETAILS - FLUTED KNEE WALL

S.N. 016-W956 DESIGNED BY: MI, MAF
SCALE: N.T.S. DRAWN BY: MAF, DJR
DATE: MARCH 18, 2005 CHECKED BY: TD, MI

TY·LIN INTERNATIONAL

STWC6