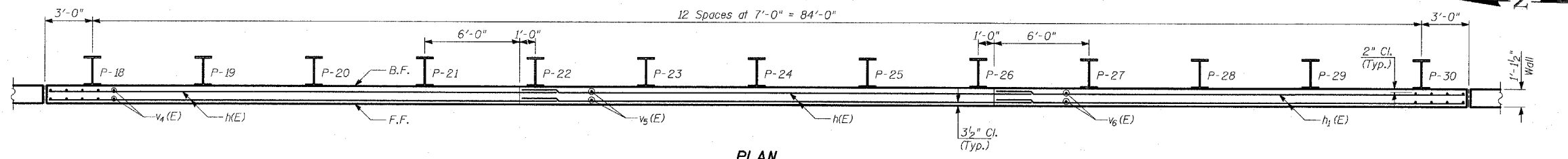
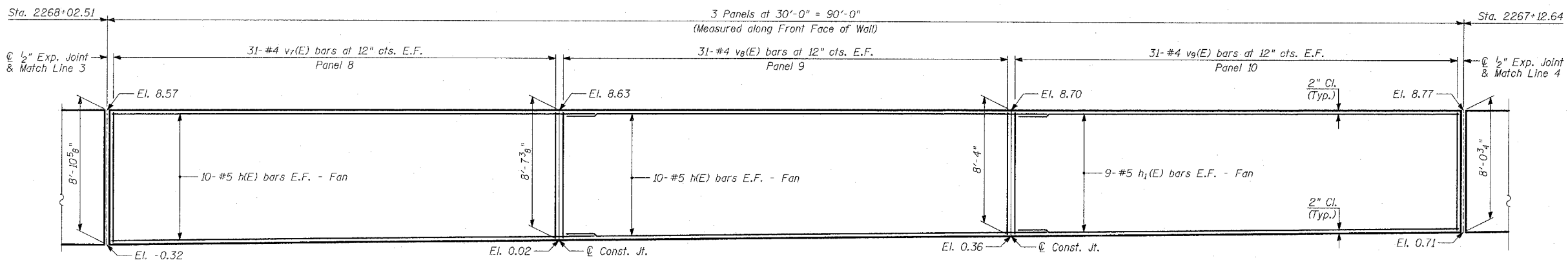


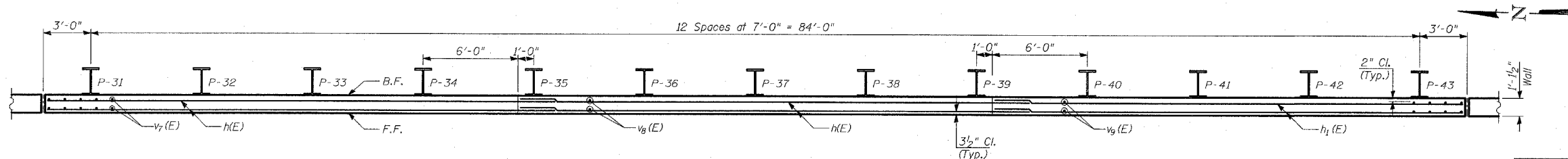
ELEVATION



PLAN



ELEVATION



PLAN

NOTES:

1. B.F. - denotes Back Face.
2. E.F. - denotes Each Face.
3. F.F. - denotes Front Face.
4. Work this Sheet with Sheets 5 thru 8 of 11.
5. Pile spacing measured along front face of wall.
6. For Lap Splices, see Sheet 5 of 11.

SHEET 3 OF 11

REVISIONS	
NAME	DATE

ILLINOIS DEPARTMENT OF TRANSPORTATION
F.A.I. 94 (DAN RYAN EXPRESSWAY)
RETAINING WALL ALONG STATE ST.
ENTRANCE RAMP FROM 86TH ST. TO 85TH ST.
WALL 7 - PLAN AND ELEVATION
STA. 2268+92.38 TO STA. 2267+12.64
 S.N. 016-W957 DESIGNED BY: MI, TB
 SCALE: N.T.S. DRAWN BY: TB, DJR
 DATE: MARCH 18, 2005 CHECKED BY: TD, MI

03/21/2005 02:30:48 PM