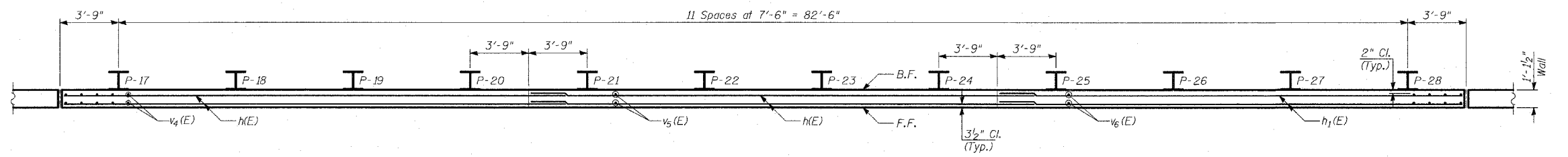
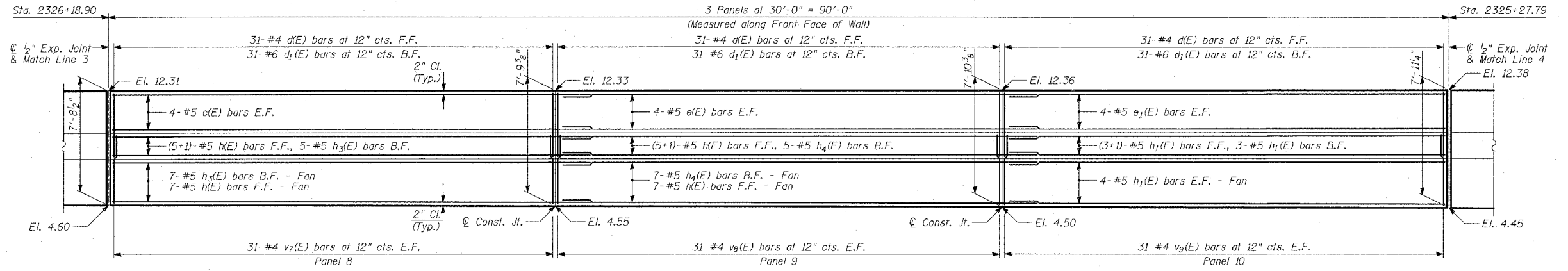


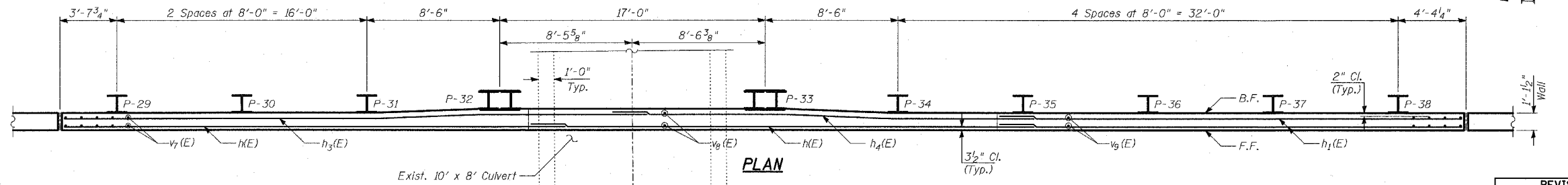
ELEVATION



PLAN



ELEVATION



PLAN

- NOTES:**
1. B.F. - denotes Back Face.
 2. E.F. - denotes Each Face.
 3. F.F. - denotes Front Face.
 4. Work this sheet with Sheets 14, 15, and 20 thru 23 of 36.
 5. Pile spacing measured along front face of wall.
 6. For Lap Splices, see Sheet 15 of 36.

TYLIN INTERNATIONAL

REVISIONS	
NAME	DATE

ILLINOIS DEPARTMENT OF TRANSPORTATION
 F.A.I. 94 (DAN RYAN EXPRESSWAY)
 RETAINING WALL ALONG STATE ST.
 77TH ST. TO 78TH ST.
 WALL 70 - PLAN AND ELEVATION
 STA. 2327+10.14 TO STA. 2325+27.79
 S.N. 016-W976 DESIGNED BY: MI, DJR
 SCALE: N.T.S. DRAWN BY: MAF
 DATE: MARCH 18, 2005 CHECKED BY: TD, MI