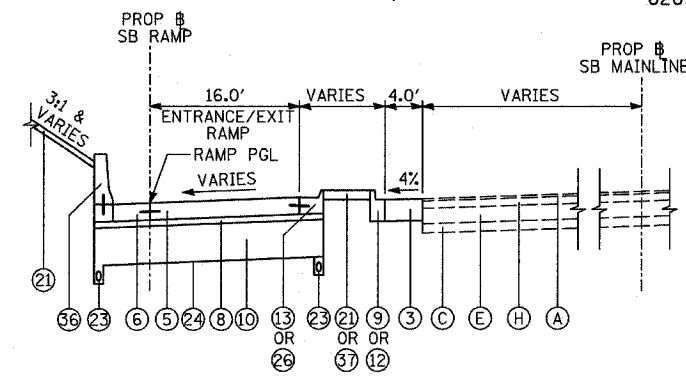
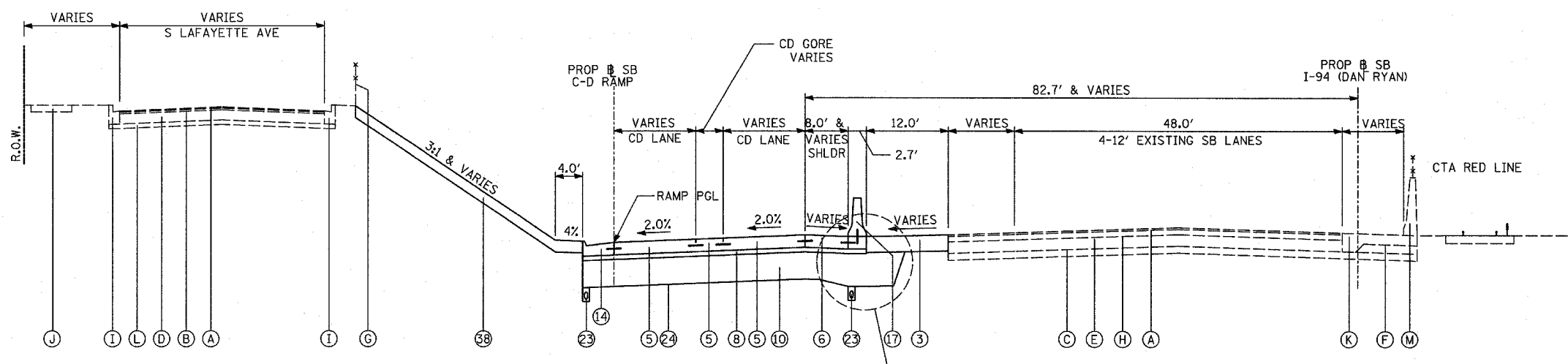


**PROPOSED SB C-D RAMPS**  
C-D RAMP GORE AHEAD OF C-D CROSSOVER

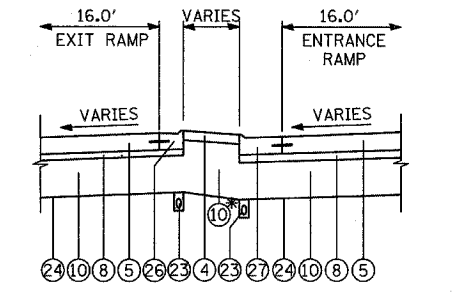
\* - ADDITIONAL THICKNESS OF SUB-BASE GRANULAR MATERIAL SHALL BE INCLUDED IN THE COST OF SUB-BASE GRANULAR MATERIAL, TYPE B 24".



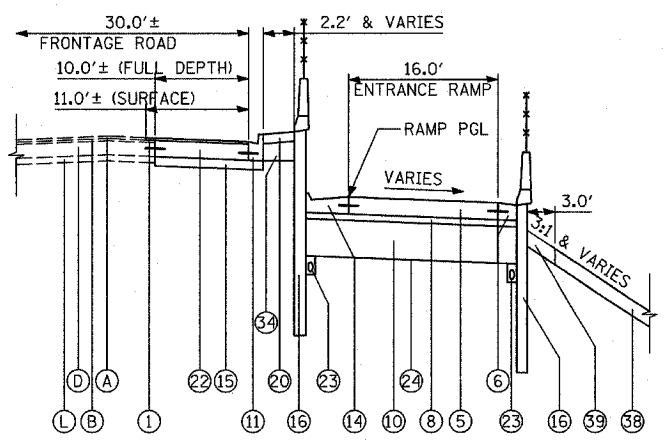
**PROPOSED SB C-D RAMPS DETAIL**  
76TH-79TH C-D EXIT RAMP



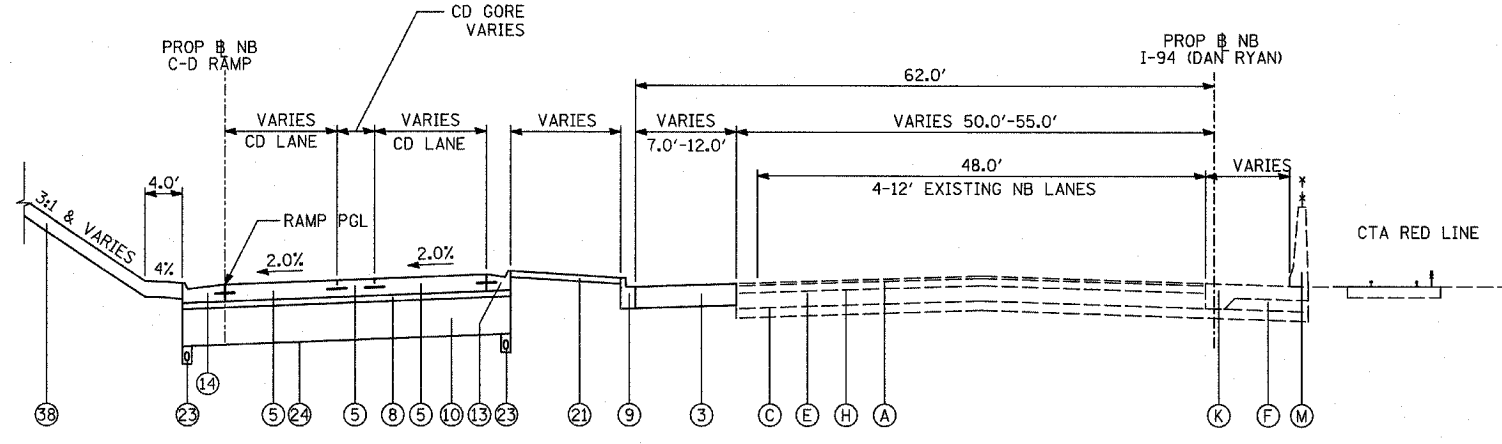
**PROPOSED SB C-D RAMPS**  
C-D RAMP CROSSOVER



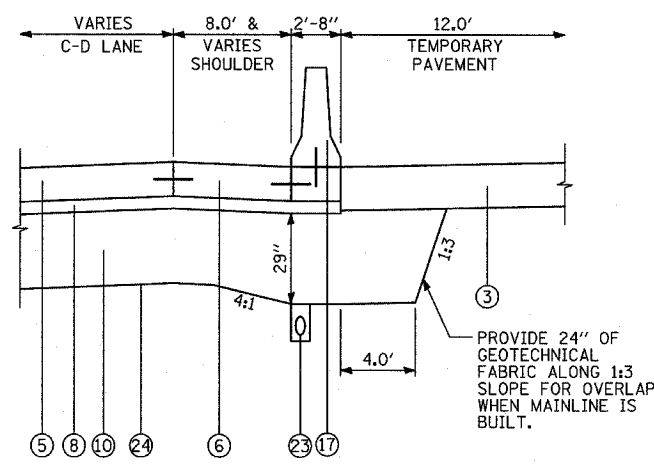
**PROPOSED SB C-D RAMPS DETAIL**  
C-D RAMP GORE FOLLOWING C-D CROSSOVER



**PROPOSED SB C-D RAMPS DETAIL**  
79TH-76TH C-D ENTRANCE RAMP



**PROPOSED SB C-D RAMPS**  
79TH-76TH C-D RAMP CROSSOVER



**SUBGRADE TRANSITION DETAIL**  
UNDER BARRIER WALL BETWEEN TEMPORARY PAVEMENT AND C-D RAMP (SEE STANDARD DETAILS FOR CONCRETE BARRIER, DOUBLE FACE, 32 INCH HEIGHT)  
NOTE: ADDITIONAL THICKNESS OF SUB-BASE GRANULAR MATERIAL SHALL BE INCLUDED IN THE COST OF SUB-BASE GRANULAR MATERIAL, TYPE B 24".

REVISIONS	
NAME	DATE

ILLINOIS DEPARTMENT OF TRANSPORTATION  
F.A.I. 94 (DAN RYAN EXPRESSWAY)

**PROPOSED TYPICAL SECTIONS**  
SB ENTRANCE/EXIT C-D RAMPS  
(SHEET 5 OF 5)

SCALE: NONE  
DATE: MARCH 25, 2005

DRAWN BY: JPA  
CHECKED BY: MPG

03/30/2005 11:40:11 AM