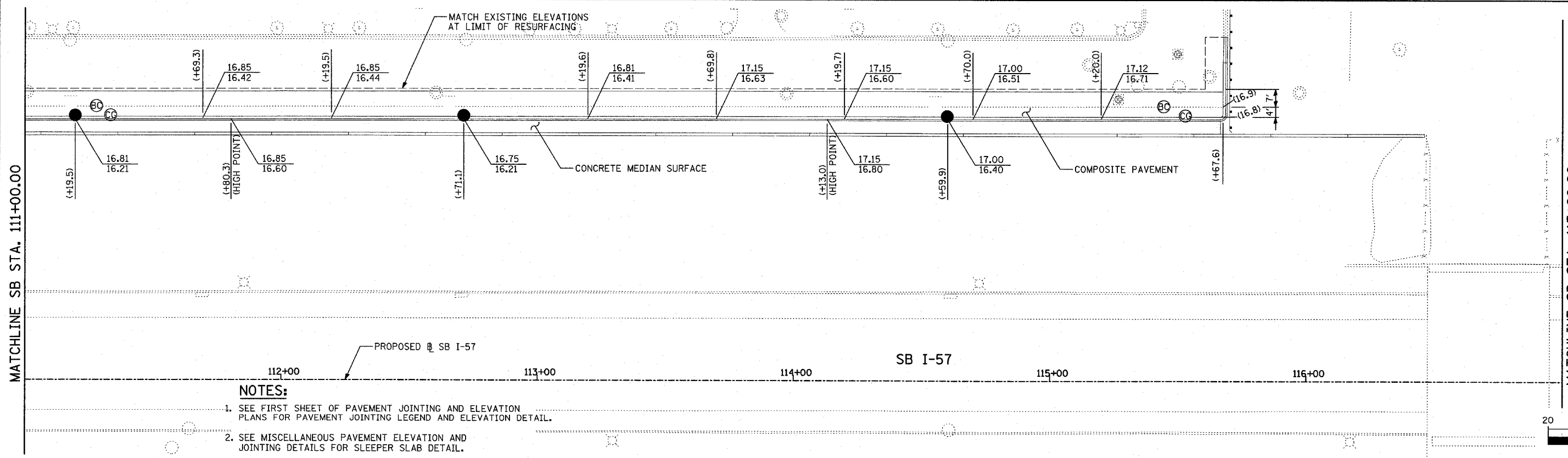
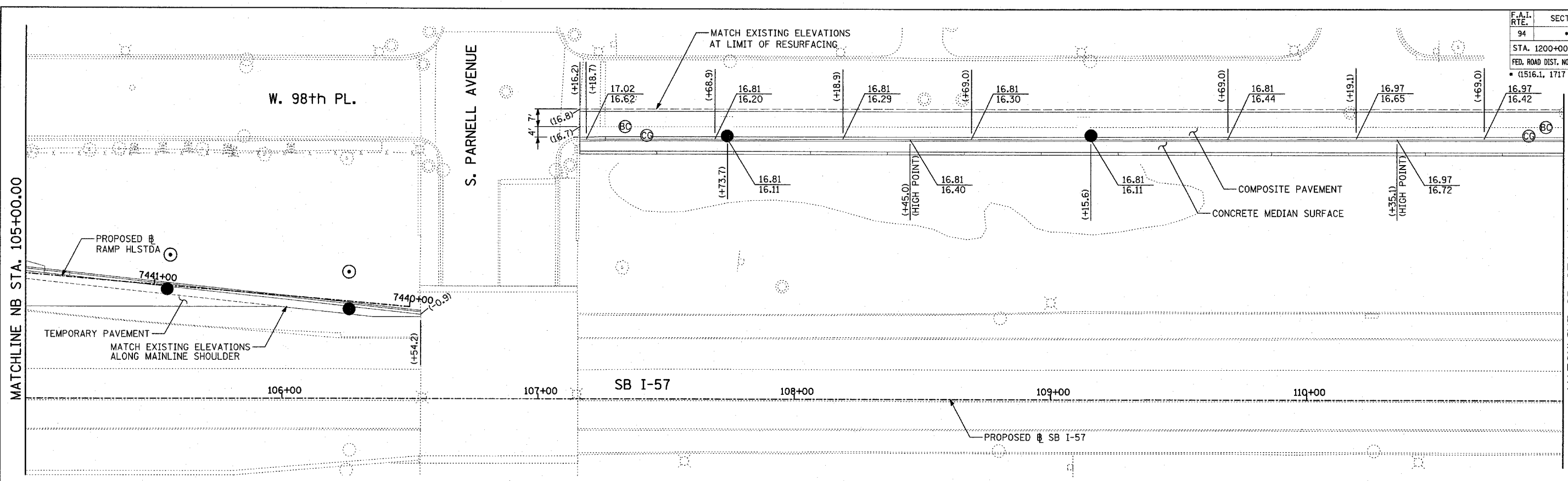
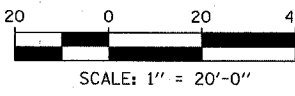



F.A.I. RTE.	SECTION	COUNTY	TOTAL SHEETS	SHEET NO.
94		COOK	907	111
STA. 1200+00.00		TO STA. 1365+00		
FED. ROAD DIST. NO.	ILLINOIS	FED. AID PROJECT		
1516.1, 1717 & 1818		R-9		62695



- NOTES:**
- SEE FIRST SHEET OF PAVEMENT JOINTING AND ELEVATION PLANS FOR PAVEMENT JOINTING LEGEND AND ELEVATION DETAIL.
  - SEE MISCELLANEOUS PAVEMENT ELEVATION AND JOINTING DETAILS FOR SLEEPER SLAB DETAIL.
  - THE DIMENSIONS FOR THE PAVEMENT JOINTS ARE BASED ON THE CENTERLINE DISTANCE BETWEEN THE JOINTS.
  - ALL DEFORMED TIE BARS SHALL BE EPOXY COATED.
  - CONTRACTION JOINTS (UNDOWELED-SAWED OR GROOVED) SHALL BE PROVIDED ACROSS ALL PCC SHOULDERS AND CURB & GUTTER. JOINT SPACING SHALL BE 15' C-C UNLESS OTHERWISE NOTED.
  - ELEVATIONS ARE SPACED AT 25' INTERVALS UNLESS OTHERWISE NOTED.

**LEGEND:**  
 (+XX.X) MAINLINE  $\Phi$  STATION  
 +XX.X RAMP  $\Phi$  STATION



REVISIONS	
NAME	DATE

ILLINOIS DEPARTMENT OF TRANSPORTATION  
 F.A.I. 94 (DAN RYAN EXPRESSWAY)  
 PAVEMENT JOINTING AND ELEVATION PLAN  
 SB HALSTED STREET EXIT RAMP  
 SB I-57 STA. 105+00.00 TO 117+00.00  
 SCALE: 1"=20'  
 DATE: MARCH 25, 2005  
 DRAWN BY: JPM  
 CHECKED BY: JPM, MAG

**TYLIN** INTERNATIONAL

03/30/2005 09:59:25 AM