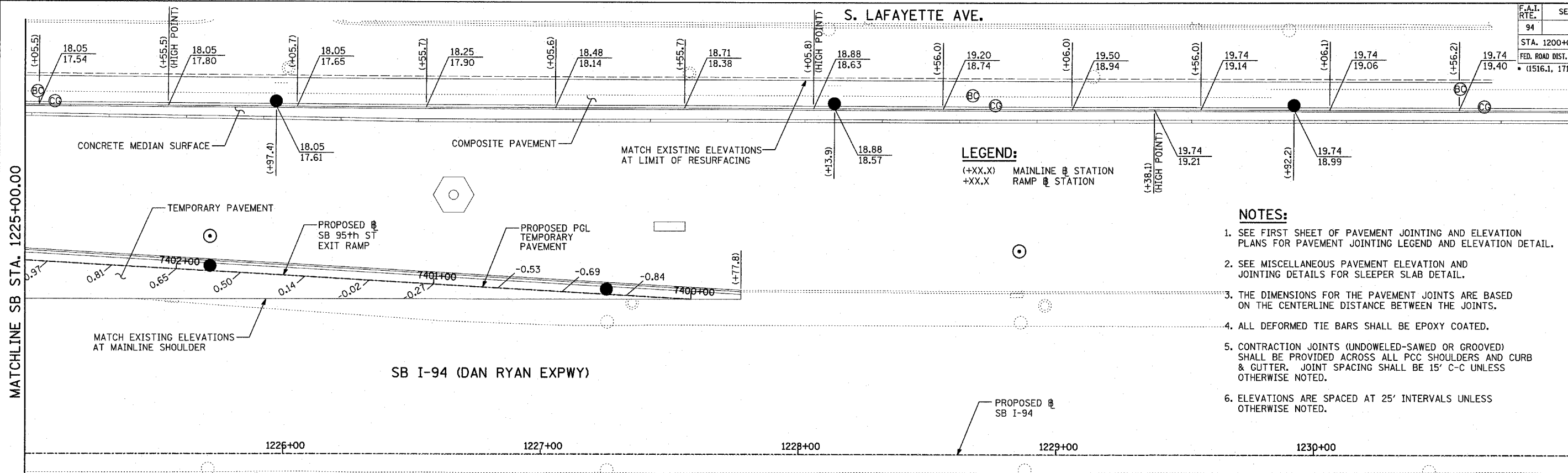
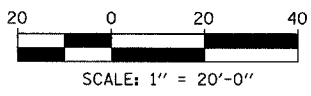
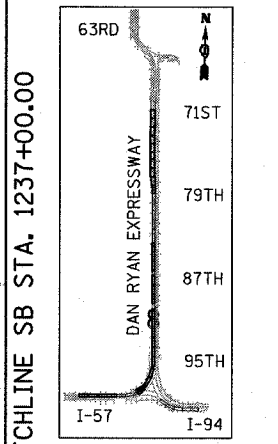
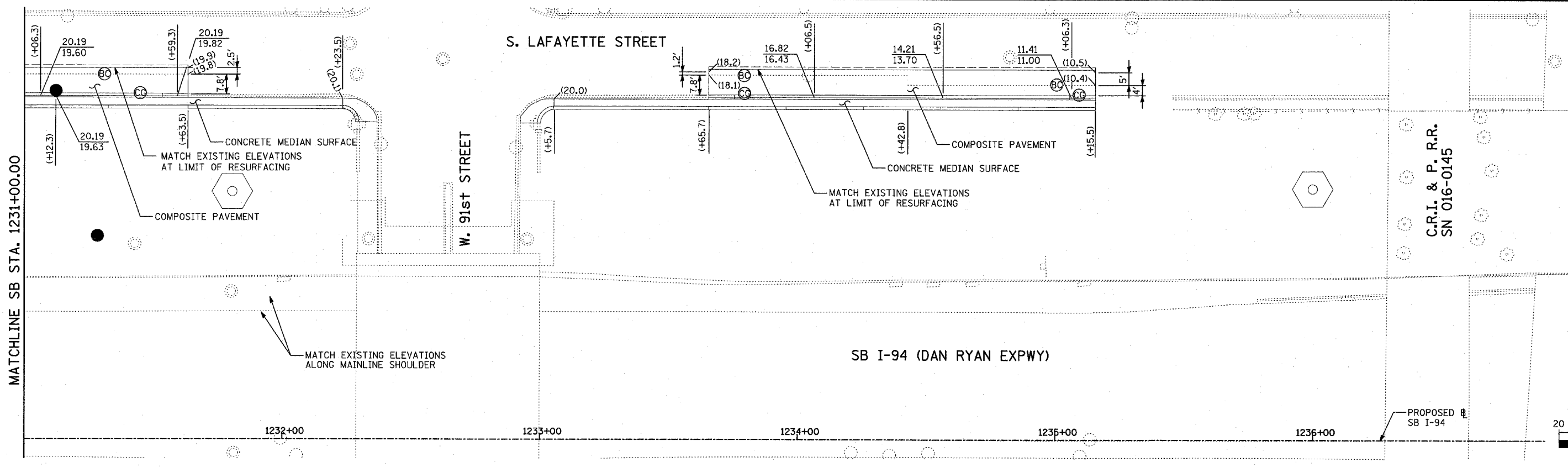


F.A.I. RTE.	SECTION	COUNTY	TOTAL SHEETS	SHEET NO.
94		COOK	907	117
STA. 1200+00.00 TO STA. 1365+00				
FED. ROAD DIST. NO. ILLINOIS		FED. AID PROJECT		
(1516.1, 1717 & 1818) R-9		62695		



LEGEND:
 (+XX.X) MAINLINE @ STATION
 +XX.X RAMP @ STATION

- NOTES:**
- SEE FIRST SHEET OF PAVEMENT JOINTING AND ELEVATION PLANS FOR PAVEMENT JOINTING LEGEND AND ELEVATION DETAIL.
 - SEE MISCELLANEOUS PAVEMENT ELEVATION AND JOINTING DETAILS FOR SLEEPER SLAB DETAIL.
 - THE DIMENSIONS FOR THE PAVEMENT JOINTS ARE BASED ON THE CENTERLINE DISTANCE BETWEEN THE JOINTS.
 - ALL DEFORMED TIE BARS SHALL BE EPOXY COATED.
 - CONTRACTION JOINTS (UNDOWELED-SAWED OR GROOVED) SHALL BE PROVIDED ACROSS ALL PCC SHOULDERS AND CURB & GUTTER. JOINT SPACING SHALL BE 15' C-C UNLESS OTHERWISE NOTED.
 - ELEVATIONS ARE SPACED AT 25' INTERVALS UNLESS OTHERWISE NOTED.



REVISIONS	
NAME	DATE

ILLINOIS DEPARTMENT OF TRANSPORTATION
 F.A.I. 94 (DAN RYAN EXPRESSWAY)
 PAVEMENT JOINTING AND ELEVATION PLAN
 SB 95th STREET EXIT RAMP
 SB I-94 STA. 1225+00.00 TO 1237+00.00

SCALE: 1"=20'
 DATE: MARCH 25, 2005

DRAWN BY: JPM
 CHECKED BY: JPM, MAG

TYLIN INTERNATIONAL

03/30/2005 10:02:09 AM
 P:\0231\Roadwork\Bor\122500-123700\3.dgn