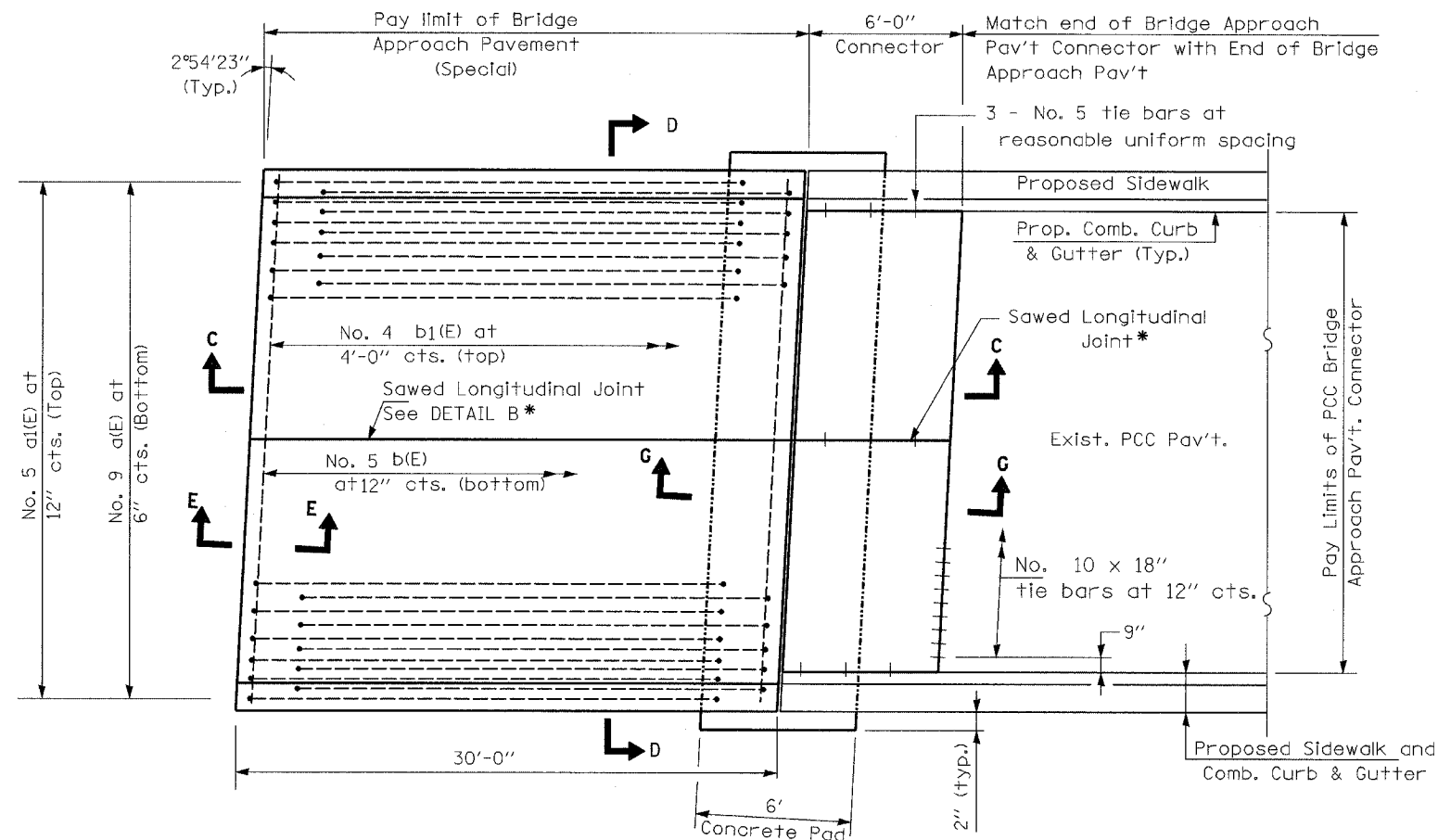
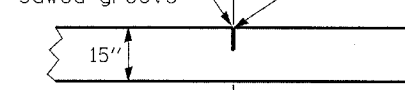


F.A.I. RTE.	SECTION	COUNTY	TOTAL SHEETS	SHEET NO.
94	*	COOK	907	134
STA.		TO STA.		
FED. ROAD DIST. NO.		ILLINOIS FED. AID PROJECT		
*(1516.1, 1717 & 1818) R-9				62695



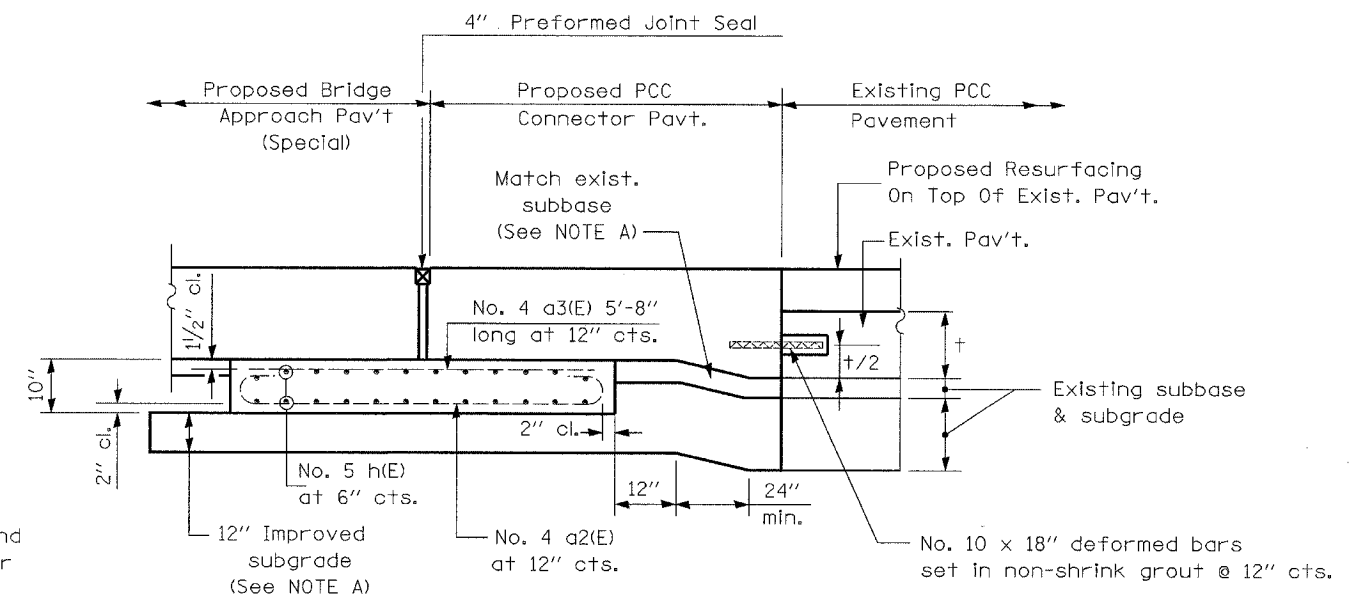
**BRIDGE APPROACH PAVEMENT (SPECIAL)
& BRIDGE APPROACH PAVEMENT CONNECTOR**

1/8" x 1/2" Sawed groove
Fill with poured joint sealer



DETAIL B*

* Saw ϕ or lane edge if poured two or more lane widths at a time.



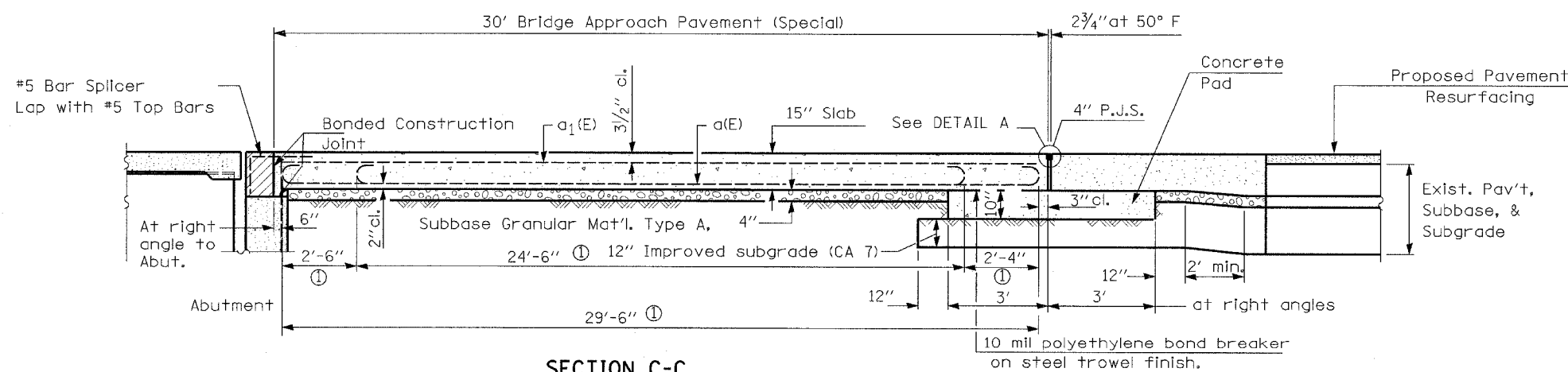
**SECTION G-G - RIGID PAVEMENT
(Showing Reinforcement)**

NOTE A:

THE COST OF MATERIALS & PLACEMENT OF SUBBASE AND SUBGRADE ARE INCLUDED IN THE CONTRACT UNIT PRICE FOR "BRIDGE APPROACH PAVEMENT (SPECIAL)".

GENERAL NOTES

- Work this Sheet with Sheets 2 & 3 of "Bridge Approach Pavement (Special)" Sheets.
- See Standard 421001 for reinforcement details not shown.
- See Standard 420001 for details of joints not shown.
- All reinforcement bars shall be epoxy coated.



SECTION C-C

① Stagger No. 9 a(E) bars as shown on plan - full width

KNIGHT
Engineers & Architects

REVISIONS	
NAME	DATE

ILLINOIS DEPARTMENT OF TRANSPORTATION
F.A.I. 94 (DAN RYAN EXPRESSWAY)
**BRIDGE APPROACH PAVEMENT
(SPECIAL)**
SCALE: NONE
DATE: MARCH 25, 2005
DRAWN BY:
CHECKED BY: