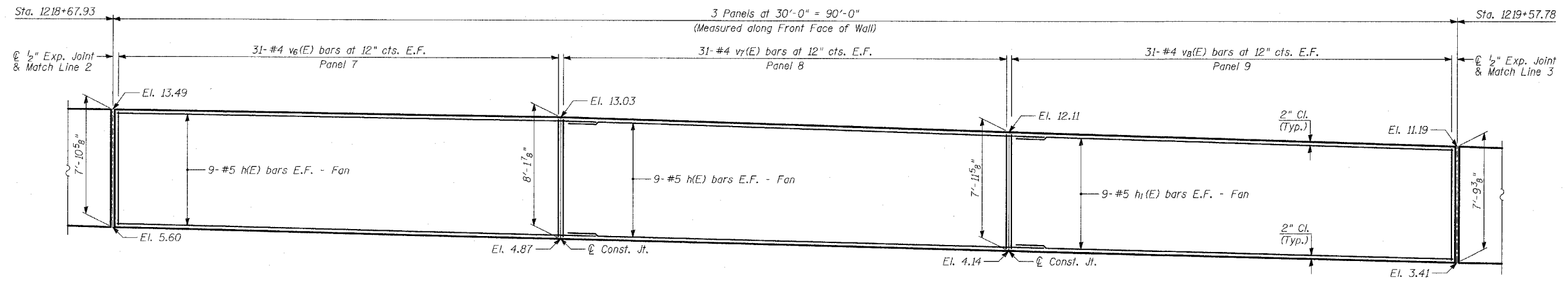
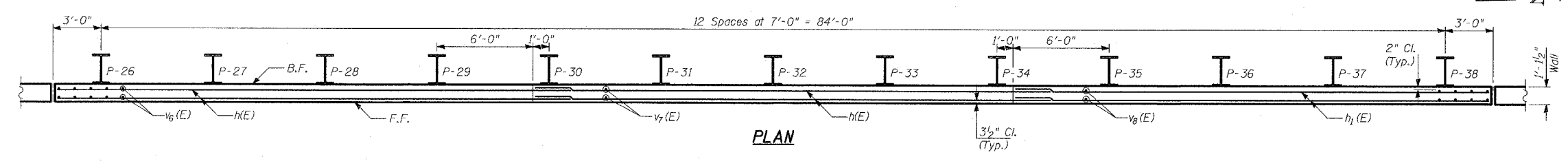


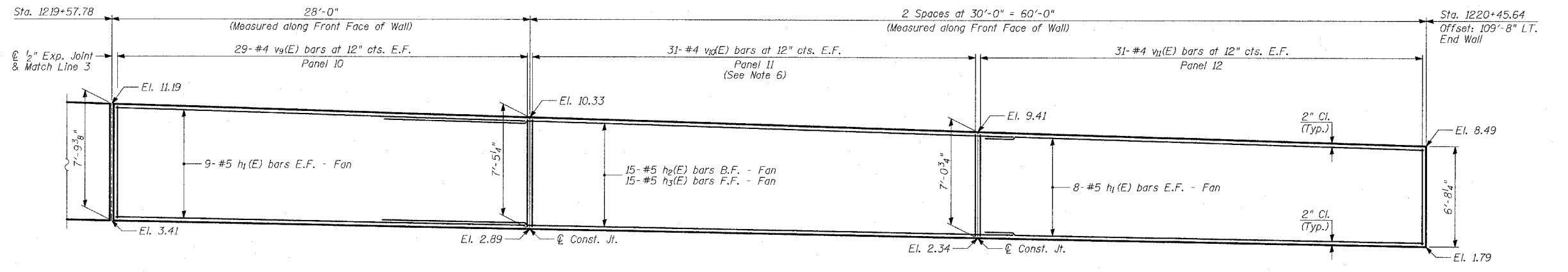
F.A.I. RTE.	SECTION	COUNTY	TOTAL SHEETS	SHEET NO.
94		COOK	907	462
STA. 1200+00.00 TO STA. 1365+00				
FED. ROAD DIST. NO.		ILLINOIS	FED. AID PROJECT	
• (1516.1, 1717 & 1818) R-9		62695		



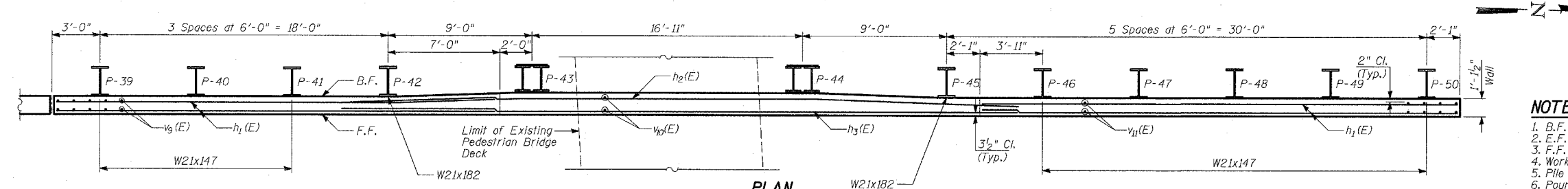
ELEVATION



PLAN

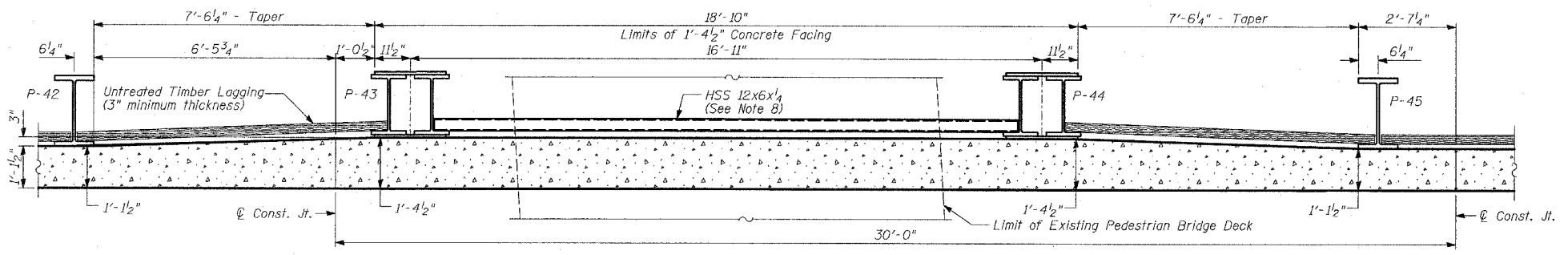


ELEVATION



PLAN

- NOTES:**
- B.F. - denotes Back Face.
 - E.F. - denotes Each Face.
 - F.F. - denotes Front Face.
 - Work this Sheet with Sheets 4 and 7 thru 9 of 13.
 - Pile spacing measured along front face of wall.
 - Pour Panel 11 before Panels 10 and 12.
 - For Lap Splices, see Sheet 4 of 13.
 - HSS 12x6x1/4 to serve as lagging for piles P-43 & P-44. Cost of the steel lagging as well as work necessary to place the lagging shall be included with "Furnishing and Erecting Structural Steel".



SECTIONAL PLAN UNDER PEDESTRIAN OVERPASS

REVISIONS	
NAME	DATE

ILLINOIS DEPARTMENT OF TRANSPORTATION
F.A.I. 94 (DAN RYAN EXPRESSWAY)
RETAINING WALL ALONG LAFAYETTE AVE.
EXIT RAMP AT 93RD ST.
WALL 35 - PLAN AND ELEVATION
STA. 1218+67.93 TO STA. 1220+45.64
 S.N. 016-W947 DESIGNED BY: MI, MAF
 SCALE: N.T.S. DRAWN BY: MAF, TB
 DATE: MARCH 25, 2005 CHECKED BY: TD, MI