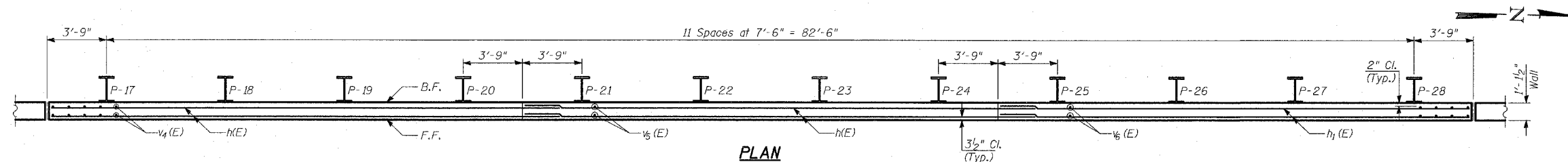
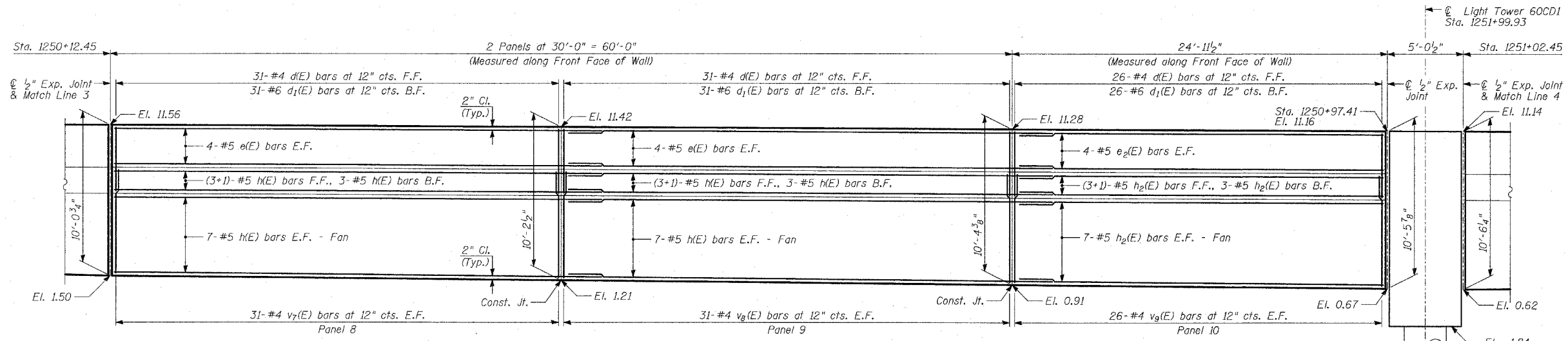


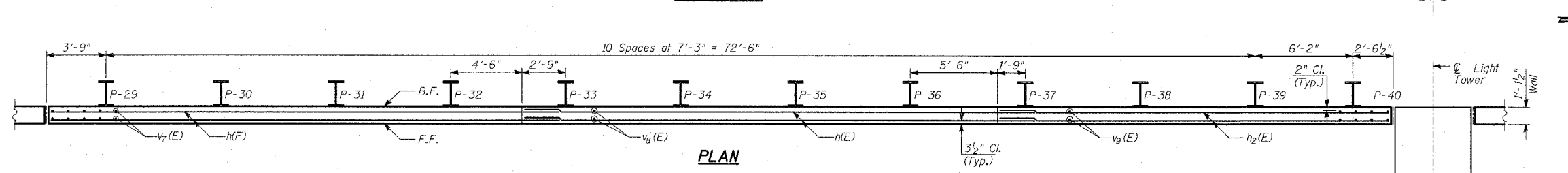
ELEVATION



PLAN



ELEVATION



PLAN

- NOTES:**
1. B.F. - denotes Back Face.
 2. E.F. - denotes Each Face.
 3. F.F. - denotes Front Face.
 4. Work this Sheet with Sheets 6 thru 15 of 19.
 5. Pile spacing measured along front face of wall.
 6. For Lap Splices, see Sheet 6 of 19.

TYLIN INTERNATIONAL

REVISIONS	
NAME	DATE

ILLINOIS DEPARTMENT OF TRANSPORTATION
F.A.I. 94 (DAN RYAN EXPRESSWAY)
RETAINING WALL ALONG LAFAYETTE AVE.
89TH ST. TO 88TH ST.
WALL 38 - PLAN AND ELEVATION
STA. 1249+22.45 TO STA. 1251+02.45
 S.N. 016-W950 DESIGNED BY: MI, MAF
 SCALE: N.T.S. DRAWN BY: MAF, TB
 DATE: MARCH 25, 2005 CHECKED BY: TD, MI