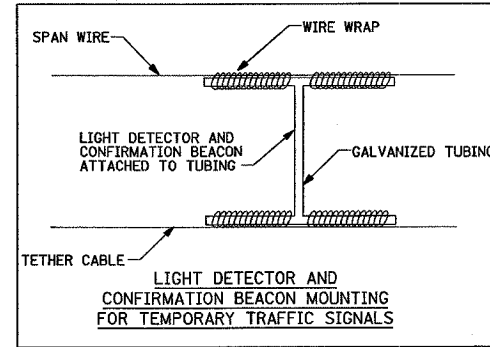


EXISTING EQUIPMENT TO BE REMOVED LEGEND

- EXISTING SIGNAL HEAD TO BE REMOVED
- EXISTING SERVICE INSTALLATION TO BE REMOVED
- EXISTING STREET LIGHT, FOUNDATION AND LUMINAIRE TO REMAIN
- EXISTING CONTROLLER TO BE REMOVED
- EXISTING HANDHOLE TO BE REMOVED
- EXISTING DOUBLE HANDHOLE TO BE REMOVED
- EXISTING PEDESTRIAN SIGNAL HEAD TO BE REMOVED
- EXISTING PEDESTRIAN PUSH BUTTON TO BE REMOVED
- EMERGENCY VEHICLE LIGHT DETECTOR TO BE REMOVED
- CONFIRMATION BEACON TO BE REMOVED
- EXISTING HEAVY-DUTY HANDHOLE TO BE REMOVED
- EXISTING SIGNAL POST AND FOUNDATION TO BE REMOVED
- EXISTING ALUMINUM MAST ARM POLE AND FOUNDATION TO BE REMOVED
- EXISTING STEEL MAST ARM POLE AND FOUNDATION TO BE REMOVED
- EXISTING ILLUMINATED SIGN TO BE RELOCATED

TEMPORARY TRAFFIC SIGNAL LEGEND

- TEMPORARY TRAFFIC SIGNAL HEAD SPAN WIRE MOUNTED ORIGINAL LOCATION ("L" LOUVERED HOOD)
- TEMPORARY TRAFFIC SIGNAL HEAD SPAN WIRE MOUNTED SECONDARY LOCATION
- TEMPORARY WOOD POLE (CLASS 5 OR BETTER) 45 FOOT (13.7m) MINIMUM
- TEMPORARY CONTROLLER CABINET
- TEMPORARY SPAN WIRE, TETHER WIRE, AND CABLE
- TEMPORARY SERVICE INSTALLATION
- TEMPORARY PEDESTRIAN SIGNAL HEAD, BRACKET MOUNTED
- TEMPORARY PEDESTRIAN PUSHBUTTON DETECTOR
- MICROWAVE VEHICLE SENSOR
- EMERGENCY VEHICLE LIGHT DETECTOR
- CONFIRMATION BEACON
- VEHICLE DETECTOR, INDUCTION LOOP
- COMMON TRENCH
- UNIT DUCT
- G.S. CONDUIT IN TRENCH OR PUSHED
- HANDHOLE
- HEAVY-DUTY HANDHOLE



THE FOLLOWING ITEMS SHALL BE REMOVED BY THE CONTRACTOR AND SHALL BE DISPOSED OF BY THEM OUTSIDE THE RIGHT-OF-WAY AT THEIR EXPENSE. THE SALVAGE VALUE OF THE REMOVED EQUIPMENT SHALL BE REFLECTED IN THE CONTRACT BID PRICE.

- 1 EACH TRAFFIC SIGNAL POST, 18 FT.
- 6 EACH TRAFFIC SIGNAL POST, 14 FT.
- 2 EACH ALUMINUM MAST ARM ASSEMBLY AND POLE, 15 FT.
- 4 EACH SIGNAL HEAD, 1-FACE, 3-SECTION
- 4 EACH SIGNAL HEAD, 2-FACE, 3-SECTION
- 8 EACH PEDESTRIAN SIGNAL HEAD, 1-FACE
- 8 EACH PEDESTRIAN PUSHBUTTON
- 1 EACH SERVICE INSTALLATION, POLE MOUNTED

THE FOLLOWING EXISTING TRAFFIC SIGNAL EQUIPMENT SHALL BE REMOVED BY THE CONTRACTOR. THE LIGHT DETECTOR SHALL BE RELOCATED ON THE NEW MAST ARM AND THE LIGHT DETECTOR AMPLIFIER SHALL BE RELOCATED IN THE CONTROLLER CABINET. RELOCATION OF THE EXISTING EMERGENCY VEHICLE PRIORITY SYSTEM SHALL BE INCLUDED IN THE NEW CONTROLLER UNIT PRICE.

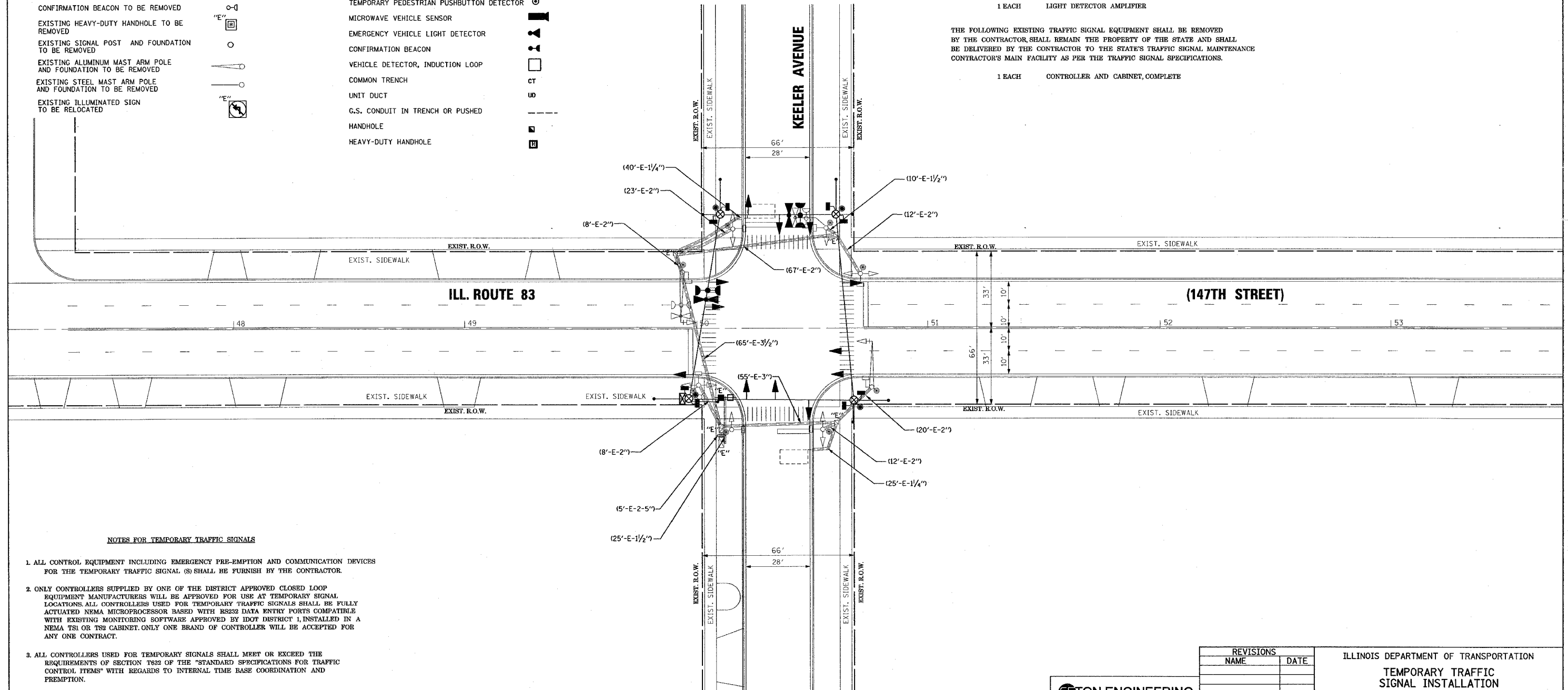
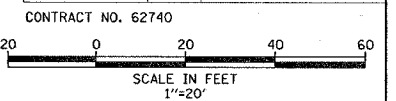
- 2 EACH LIGHT DETECTOR
- 1 EACH LIGHT DETECTOR AMPLIFIER

THE FOLLOWING EXISTING TRAFFIC SIGNAL EQUIPMENT SHALL BE REMOVED BY THE CONTRACTOR, SHALL REMAIN THE PROPERTY OF THE STATE AND SHALL BE DELIVERED BY THE CONTRACTOR TO THE STATE'S TRAFFIC SIGNAL MAINTENANCE CONTRACTOR'S MAIN FACILITY AS PER THE TRAFFIC SIGNAL SPECIFICATIONS.

- 1 EACH CONTROLLER AND CABINET, COMPLETE

F.A.I. RTE.	SECTION	COUNTY	TOTAL SHEETS	SHEET NO.
1602	2004-021TS	COOK	25	14

STA. TO STA.
FED. ROAD DIST. NO. ILLINOIS FED. AID PROJECT



NOTES FOR TEMPORARY TRAFFIC SIGNALS

- ALL CONTROL EQUIPMENT INCLUDING EMERGENCY PRE-EMPTION AND COMMUNICATION DEVICES FOR THE TEMPORARY TRAFFIC SIGNAL (S) SHALL BE FURNISH BY THE CONTRACTOR.
- ONLY CONTROLLERS SUPPLIED BY ONE OF THE DISTRICT APPROVED CLOSED LOOP EQUIPMENT MANUFACTURERS WILL BE APPROVED FOR USE AT TEMPORARY SIGNAL LOCATIONS. ALL CONTROLLERS USED FOR TEMPORARY TRAFFIC SIGNALS SHALL BE FULLY ACTUATED NEMA MICROPROCESSOR BASED WITH RS232 DATA ENTRY PORTS COMPATIBLE WITH EXISTING MONITORING SOFTWARE APPROVED BY IDOT DISTRICT 1, INSTALLED IN A NEMA TSI OR TSE CABINET. ONLY ONE BRAND OF CONTROLLER WILL BE ACCEPTED FOR ANY ONE CONTRACT.
- ALL CONTROLLERS USED FOR TEMPORARY SIGNALS SHALL MEET OR EXCEED THE REQUIREMENTS OF SECTION T632 OF THE "STANDARD SPECIFICATIONS FOR TRAFFIC CONTROL ITEMS" WITH REGARDS TO INTERNAL TIME BASE COORDINATION AND PREMPTION.
- ALL TRAFFIC SIGNAL SECTIONS AND PEDESTRIAN SIGNAL SECTIONS SHALL BE 12" HEADS SHALL BE PLACED AS INDICATED ON THE TEMPORARY TRAFFIC SIGNAL PLAN OR AS DIRECTED BY THE ENGINEER. THE CONTRACTOR SHALL FURNISH ENOUGH CABLE BLACK TO RELOCATE HEADS TO ANY POSITION ON THE SPAN WIRE OR AT LOCATIONS ILLUSTRATED ON THE PLANS FOR CONSTRUCTION STAGING. THE TEMPORARY TRAFFIC SIGNAL SHALL REMAIN IN OPERATION DURING ALL SIGNAL HEAD RELOCATIONS. EACH TEMPORARY TRAFFIC SIGNAL HEAD SHALL HAVE ITS OWN CABLE FROM THE CONTROLLER CABINET TO THE SIGNAL HEAD.

- ALL EXISTING STREET NAME AND INTERSECTION REGULATORY SIGNS SHALL BE REMOVED FROM EXISTING POLES, RELOCATED AND SECURELY FASTENED TO THE SIGNAL SPAN WIRE OR WOOD POLE AS DIRECTED BY THE ENGINEER.
- ANY TEMPORARY SIGNAL WITHIN AN EXISTING CLOSED LOOP TRAFFIC SIGNAL SYSTEM SHALL BE INTERCONNECTED TO THAT SYSTEM USING SIMILAR BRAND CONTROL EQUIPMENT.

SETON ENGINEERING
SERVICE CORPORATION
CIVIL ENGINEERS
19 S. BOWWELL STREET
PALATINE, ILLINOIS 60067
VOICE 847-776-7200 FAX 847-776-7239
SETON PROJECT # 2003051-201-211

REVISIONS	
NAME	DATE

ILLINOIS DEPARTMENT OF TRANSPORTATION
TEMPORARY TRAFFIC SIGNAL INSTALLATION AND REMOVAL PLAN
ILL. ROUTE 83 (147TH STREET) AT KEELER AVENUE MIDLOTHIAN, ILLINOIS
SCALE: 1"=20'
DATE 09-20-2004
DRAWN BY CWC
DESIGNED BY VO
CHECKED BY TJM