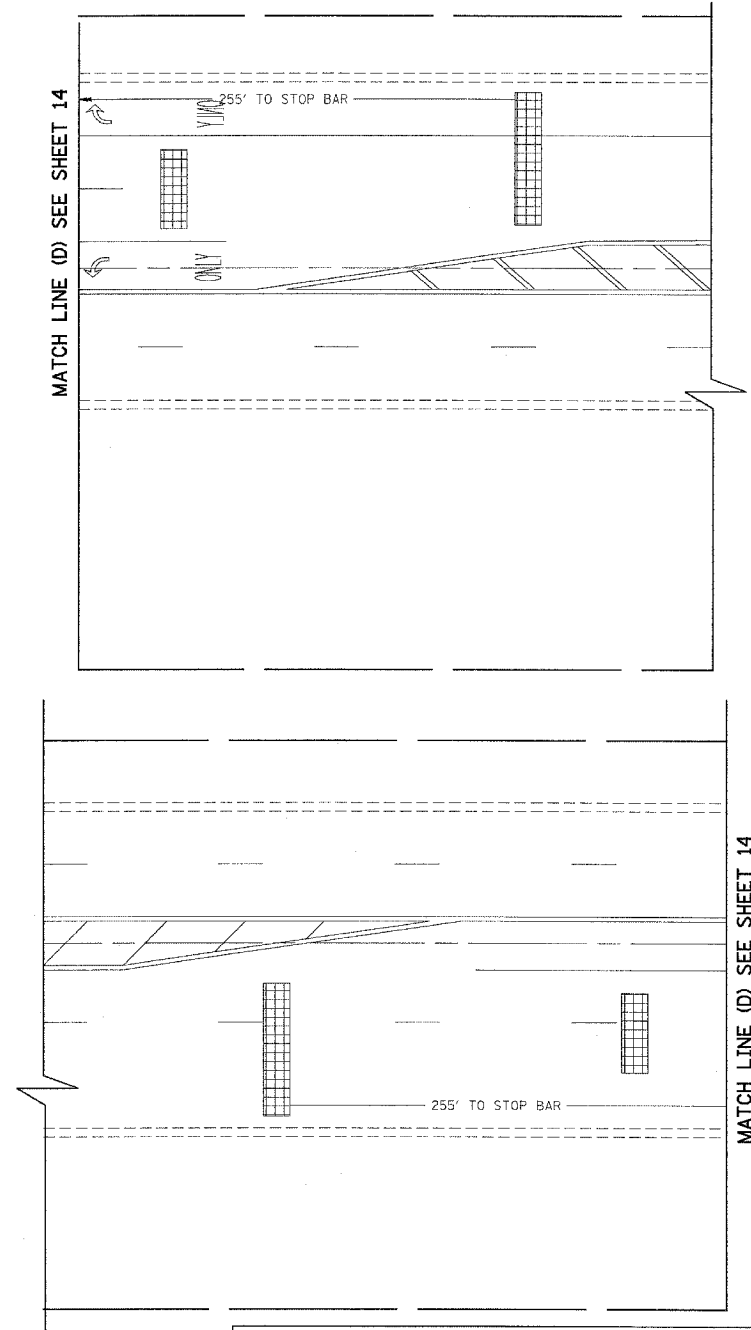
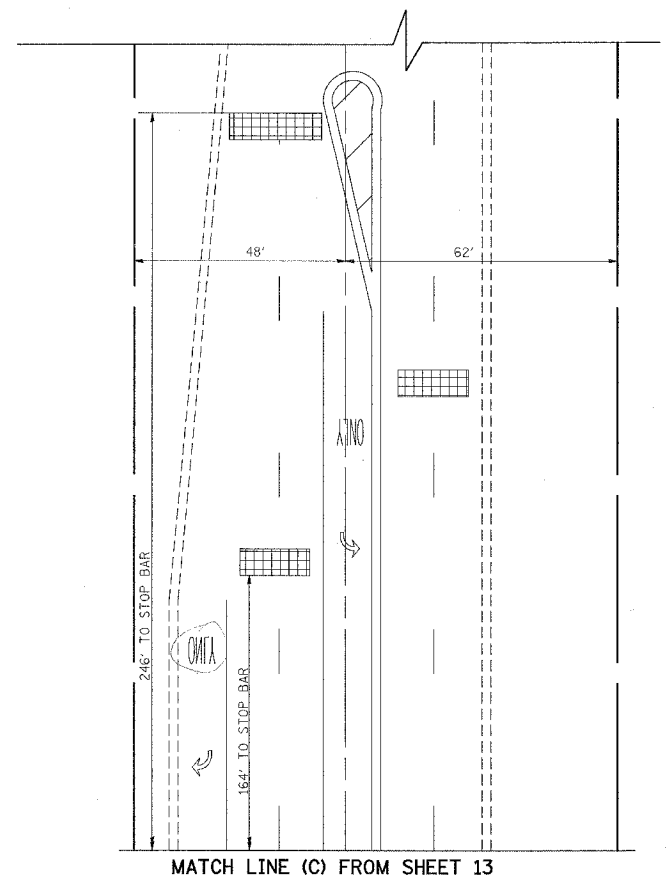
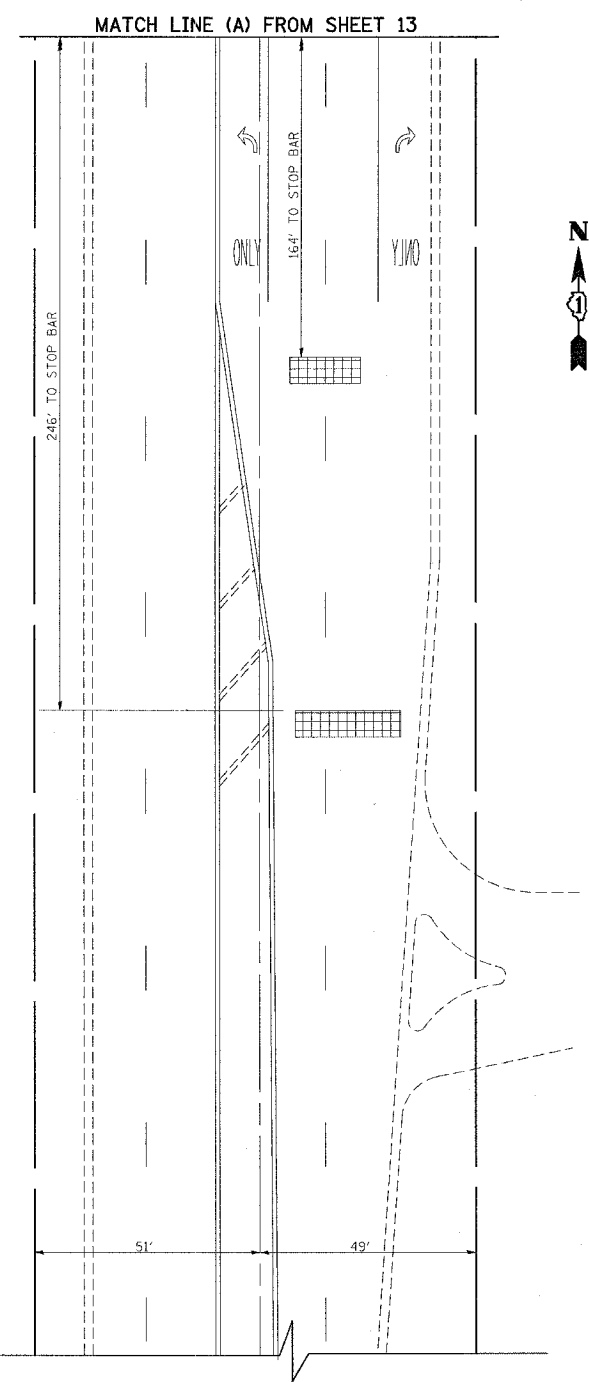


F.A. RTE.	SECTION	COUNTY	TOTAL SHEETS	SHEET NO.
1238	2004-125 TS	LAKE	18	14
STA.		TO STA.		
FED. ROAD DIST. NO. 1		ILLINOIS FED. AID PROJECT		
CONTRACT NO. 62890				

TRAFFIC SIGNAL LEGEND

	PROPOSED	EXISTING
CONTROLLER		
SERVICE INSTALLATION		
SIGNAL HEAD		
SIGNAL HEAD WITH BACKPLATE		
SIGNAL HEAD PEDESTRIAN		
SIGNAL POST		
MAST ARM ASSEMBLY AND POLE, STEEL		
MAST ARM ASSEMBLY AND POLE, ALUMINUM		
HANDHOLE		
HEAVY DUTY HANDHOLE		
DOUBLE HANDHOLE		
G.S. CONDUIT IN TRENCH OR PUSHED		
PEDESTRIAN PUSHBUTTON DETECTOR		
DETECTOR LOOP		
CAST IRON JUNCTION BOX		
COMMON TRENCH		
UNIT DUCT		
EMERGENCY VEHICLE SYSTEM DETECTOR		
CONFIRMATION BEACON		
SIGNAL HEAD OPTICALLY PROGRAMMED		
MICROWAVE VEHICLE SENSOR		
TELEPHONE CONNECTION		
ILLUMINATED SIGN, FIBER OPTIC "NO LEFT TURN"		
ILLUMINATED SIGN, FIBER OPTIC "NO RIGHT TURN"		
CONDUIT SPLICE		
WOOD POLE		
RACEWAY FOR MAGNETIC DETECTOR, TYPE I OR TYPE II		
VEHICLE DETECTOR, NON COMPENSATED MAGNETIC TYPE		
RAILROAD CONTROL CABINET		
VIDEO DETECTOR		
VIDEO DETECTOR ZONE		



RESTORATION OF WORK AREA, RESTORATION OF THE TRAFFIC SIGNAL WORK AREA SHALL BE INCIDENTAL TO THE RELATED PAY ITEM SUCH AS FOUNDATION, CONDUIT, HANDHOLE, TRENCH AND BACKFILL, ETC., AND NO EXTRA COMPENSATION SHALL BE ALLOWED. ALL ROADWAY SURFACES SUCH AS SHOULDERS, MEDIAN, SIDEWALKS, PAVEMENT ETC. SHALL BE REPLACED IN KIND. ALL DAMAGE TO MOWED LAWNS SHALL BE REPLACED WITH AN APPROVED SOD, AND ALL DAMAGE TO UNMOWED FIELDS SHALL BE SEEDD IN ACCORDANCE WITH STANDARD SPECIFICATIONS 252 AND 250 RESPECTIVELY.

REVISIONS	
NAME	DATE

ILLINOIS DEPARTMENT OF TRANSPORTATION
EXIST. TRAFFIC SIGNAL PLAN
ST. MARY'S ROAD
 SCALE: VERT. 1"=20'
 HORIZ. 1"=20'
 DATE 01-05-2005
 DRAWN BY: SM
 DESIGN BY: SM
 CHECKED BY: DAD