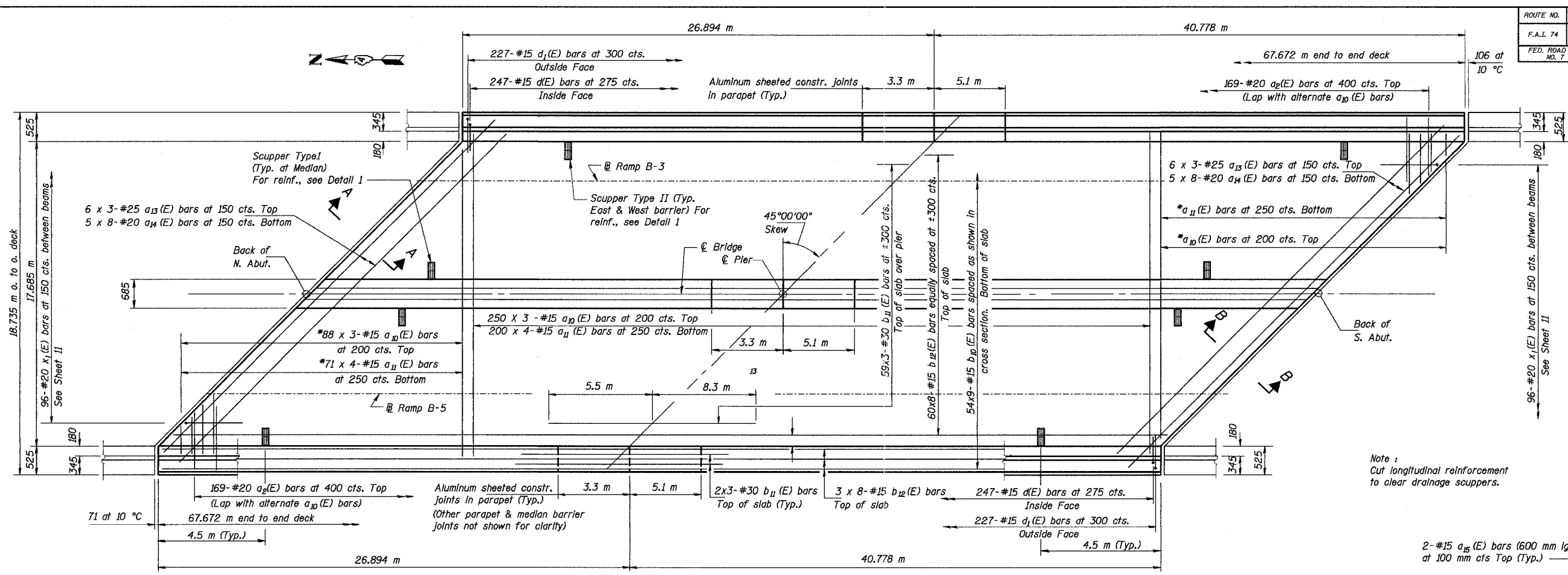


ROUTE NO.	SECT.	COUNTY	SHEET NO.	TOTAL SHEETS
F.A.I. 74	(72-7) R-3	PEORIA	509	1360
FED. ROAD DIST. NO. 7	ILLINOIS	FED. AID PROJECT	CONTRACT NO. 68200	

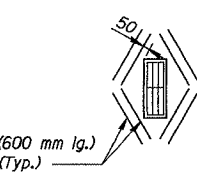
Date: 11/22/2004 Time: 09:08:55 AM

Filename: P:\49996\structural\072-0190\sheet\Tracings\PS0002-1A0720190.dgn



* Order a_{10} (E) & a_{11} (E) bars full length. Cut to fit skew and use remainder of bars in opposite end.

Note: Cut longitudinal reinforcement to clear drainage scuppers.



MIN. BAR. LAP

#15 bar	= 640
#20 bar	= 790
#30 bar	= 1.85 m

Notes:

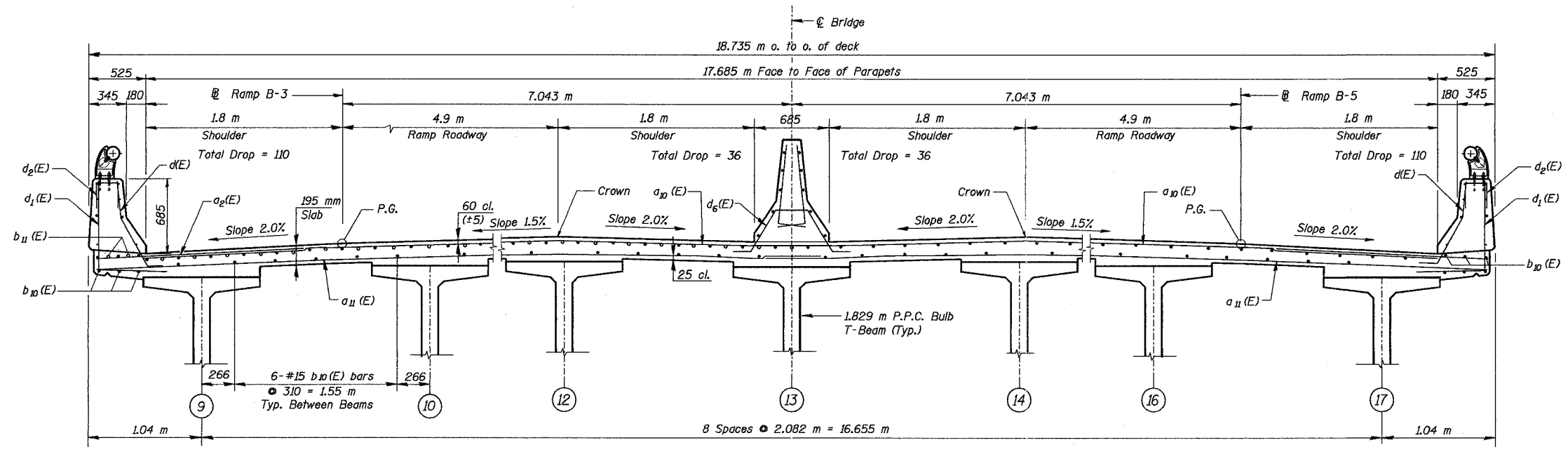
See sheets 11, 12 and 13 for superstructure details, see sheet 13 for Bill of Material.

See Sheet 11 for sections A-A and B-B and Section at Pier.

Reinforcement bars designated (E) shall be epoxy coated.

Bars indicated thus 20 x 3-#15 etc. indicates 20 lines of bars with 3 lengths per line.

All dimensions are in millimeters (mm) except as noted.



Designed by: MBQ
 Checked by: AK
 Drafted by: FTE
 Checked by: AK

REVISION	DATE	DESCRIPTION
STATE OF ILLINOIS DEPARTMENT OF TRANSPORTATION		
DECK PLAN AND SECTION - SPANS 2 & 3		
RAMPS B-3 AND B-5 OVER WAR MEMORIAL DR. AND RAMP B-6 F.A.I. ROUTE 74 SECTION (72-7) R-3 PEORIA COUNTY STA. 10+618.61 (RAMP B-3) STA. 10+472.60 (RAMP B-5) STRUCTURE NUMBER 072-0190		
PARSONS TRANSPORTATION GROUP CHICAGO, ILLINOIS		
DRAWING NO. 10	SCALE N.T.S.	DATE 2-21-03
		SHEET NO. 10