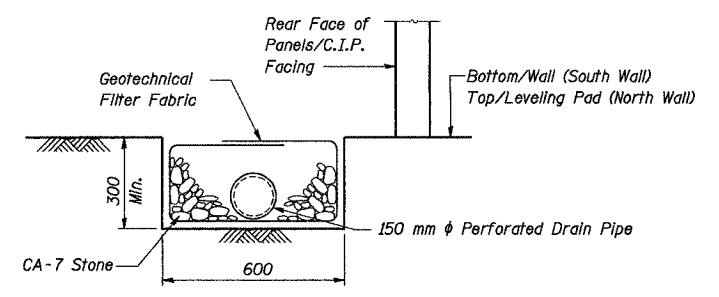
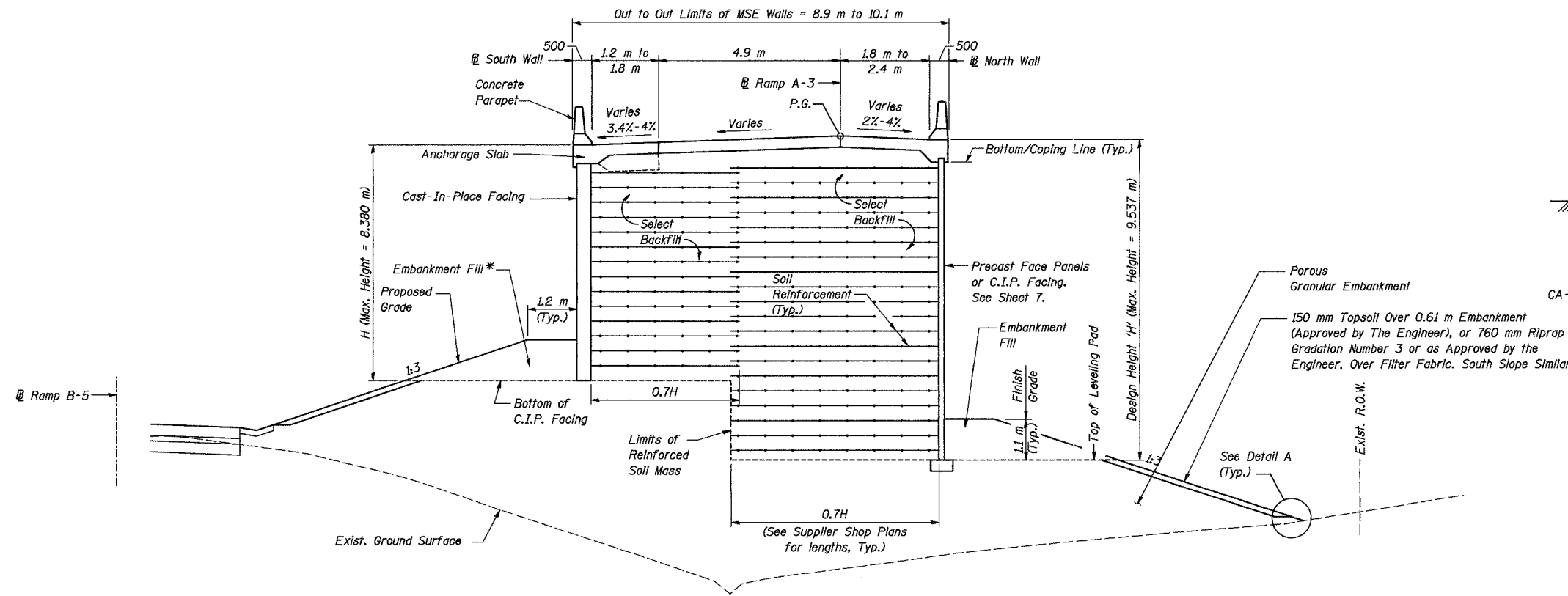


Note: All dimensions are in millimeters (mm) except as noted.

ROUTE NO.	SECT.	COUNTY	SHEET NO.	TOTAL SHEETS
F.A.I. 74	(72-7) R-3	PEORIA	584	1360
FED. ROAD DIST. NO. 7	ILLINOIS	FED. AID PROJECT		

CONTRACT NO. 68200

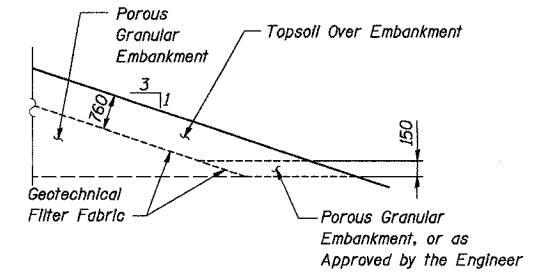


**FRENCH DRAIN DETAIL**

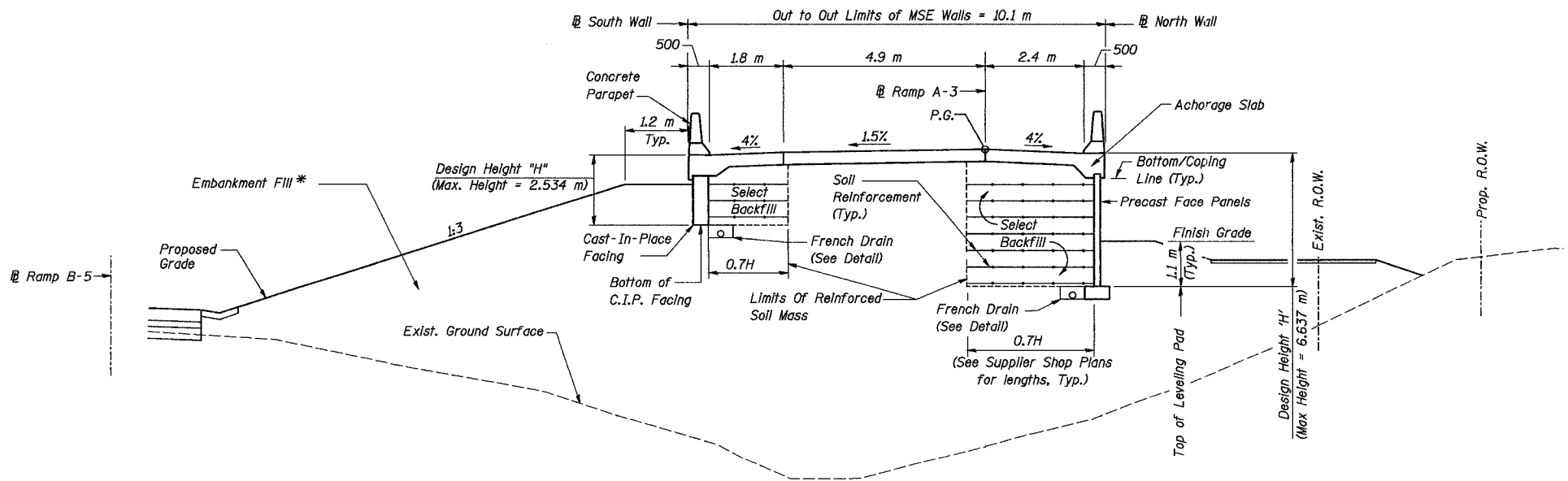
The French Drain Installation shall follow Section 601 of the Standard Specifications except that the trench will be filled with CA-7 coarse aggregate. The trench shall be lined with Geotechnical Filter Fabric for French Drains and have a 150 mm diameter perforated drain pipe located near the base of the excavation. The cost of the Geotechnical Filter Fabric and perforated drain pipe is included with the pay item French Drains.

TYPICAL SECTION STA. 10+426.116 TO 10+600  
(Looking West)

\* See Roadway Plans for Embankment Quantities



DETAIL A



TYPICAL SECTION STA. 10+600 TO STA. 10+628.169  
(Looking West)

REVISION	DATE	DESCRIPTION
STATE OF ILLINOIS DEPARTMENT OF TRANSPORTATION		
TYPICAL SECTIONS AND DETAILS I		
MSE WALL NO. 8 - RAMP A-3 F.A.I. ROUTE 74 SECTION (72-7) R-3 PEORIA COUNTY STA. 10+426.116 TO STA. 10+673.439 (RAMP A-3) STRUCTURE NUMBER 072-8556		
PARSONS TRANSPORTATION GROUP CHICAGO, ILLINOIS		
DRAWING NO. 8	SCALE N.T.S.	DATE 6-25-04
		SHEET NO. 8

Date: 11/22/2004 Time: 11:58:33 AM File: P:\649996\structure\03\072-8556\sheet\1\Tracings\DT0001-A0728556.dgn

Designed by: WEE  
Checked by: AK/CTJ  
Drafted by: RKS  
Checked by: AK/CTJ