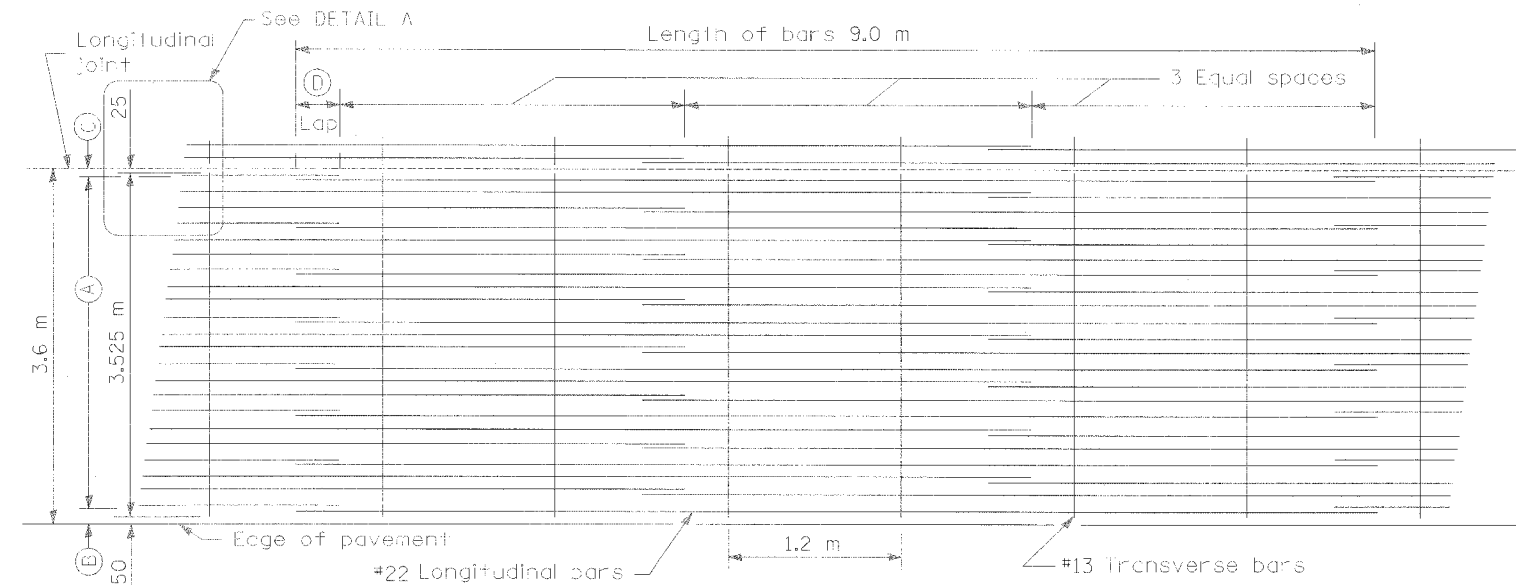
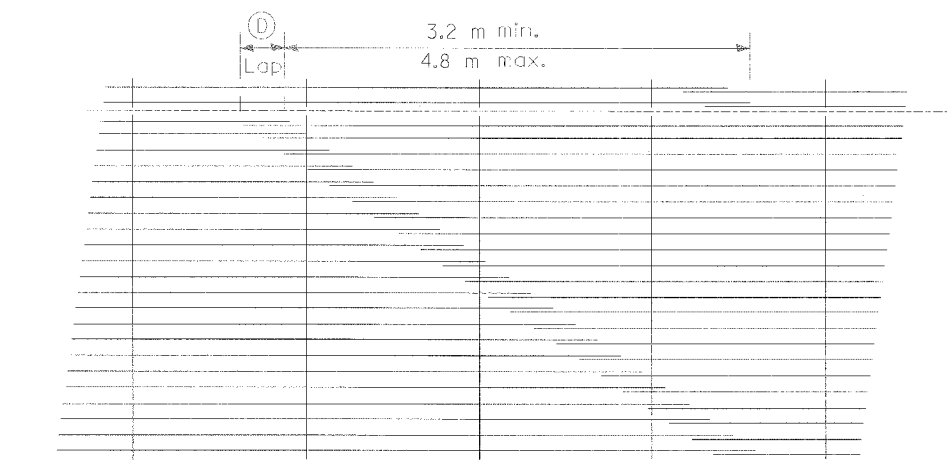


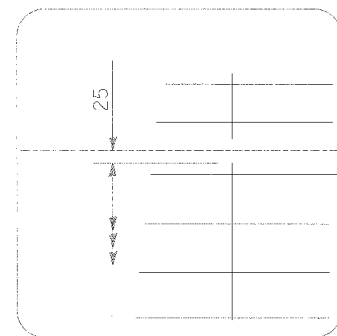
F.A. RTE.	SECTION	COUNTY	TOTAL SHEETS	SHEET NO.
			1360	1063
STA.		TO STA.		
FED. ROAD DIST. NO.	ILLINOIS	FED. AID PROJECT		




LAP DETAIL I



LAP DETAIL II



DETAIL A



LAP DETAIL III

METRIC (mm)					
Bar Size	Pavement Thickness	(A) (Approx. Spacing)	(B)	(C)	(D)
#22	290	21 spaces (22 bars) @ 163	100	75	660

GENERAL NOTES

Except as noted or shown the dimensions and notes specified for LAP DETAIL I are typical for LAP DETAIL II and III.

The (B) dimension and the distance from the end of the transverse bar to the edge of pavement may be increased by 25 mm for slip form paving.

All dimensions are in millimeters unless otherwise shown.

REVISIONS		ILLINOIS DEPARTMENT OF TRANSPORTATION I-74 PROJECT STANDARD 421001-174 BAR REINFORCEMENT FOR CRC PAVEMENT DATE 9/21/01
NAME	DATE	
REVISED TABLE	3/7/02	
H.S. 2003	9/26/03	