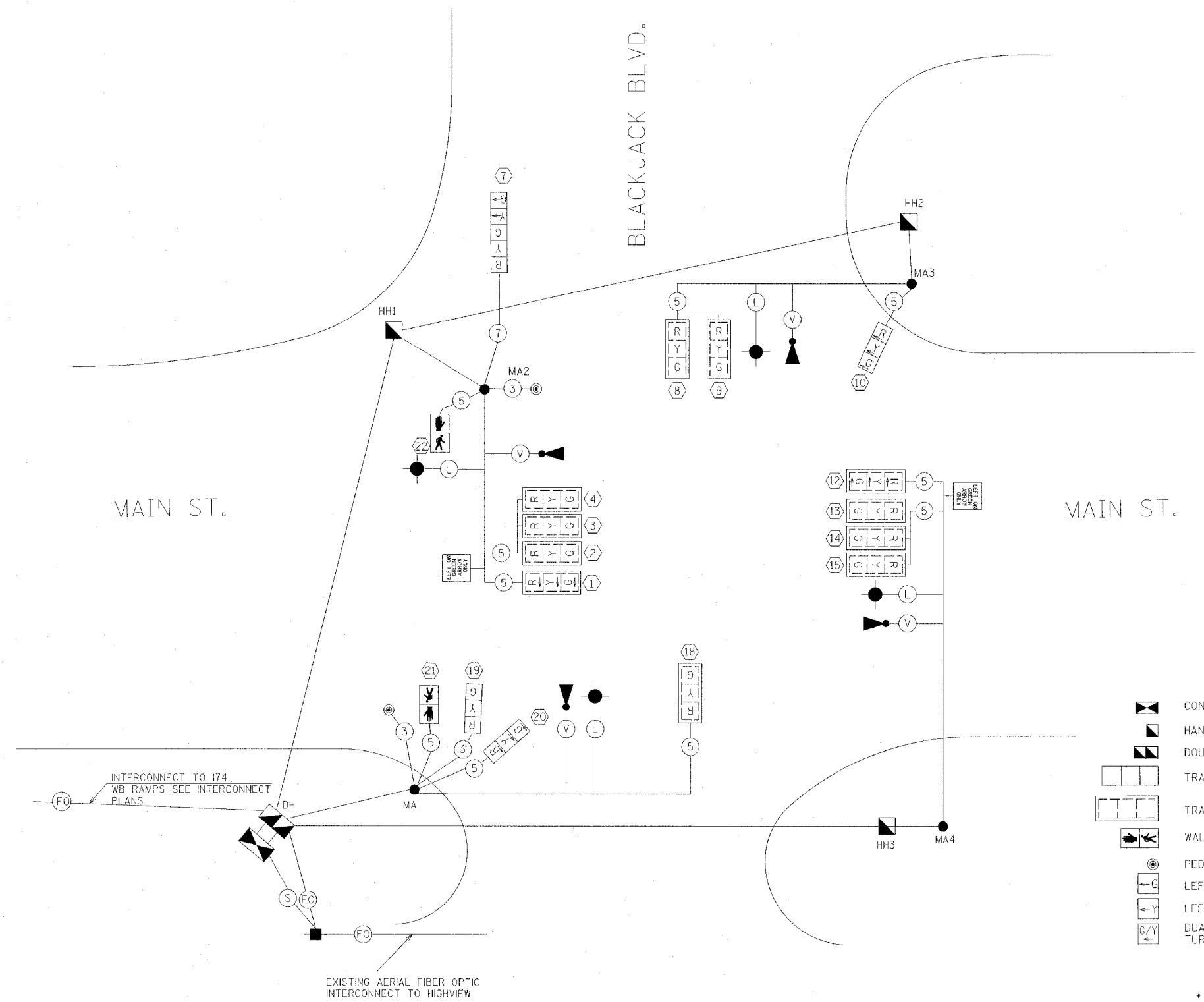

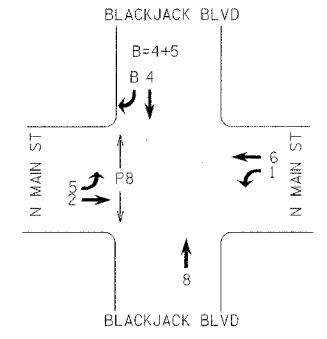


F.A.I. RTE.	SECTION	COUNTY	TOTAL SHEETS	SHEET NO.
74		TAZEWELL	1366	1324
STA.		TO STA.		
FED. ROAD DIST. NO. 4		ILLINOIS FED. AID PROJECT		
• (90-11)R-2;9013,14,14-11R-1				



CONTROLLER SEQUENCE
 N MAIN ST AND BLACKJACK BLVD
 CONTROLLER SPECIFIED: FULL ACTIVATED (NEMA TS-2, TY 2)
 VIDEO DETECTION SPECIFIED- ECONOLITE AUTOSCOPE SOLO PRO
 CONTROLLER TYPE IV CABINET - ECONOLITE ASC/25-2100



PHASE DESIGNATION DIAGRAM

LEGEND

- CONTROLLER
- HANDHOLE
- DOUBLE HANDHOLE
- TRAFFIC SIGNAL
- TRAFFIC SIGNAL W/BACK PLATE
- WALK / DON'T WALK
- PED. PUSHBUTTON DETECTOR
- LEFT TURN GREEN
- LEFT TURN YELLOW
- DUAL MODE LED TURN ARROW
- RIO-5-2430 SIGN TO BE MOUNTED ON MASTARM
- PROP. LUMINAIRE
- PROP. SERVICE INSTALLATION
- PROP. VIDEO CAMERA
- PROP. CAMERA VIDEO SIGNAL CABLE *
- NO. OF CONDUCTORS
- FIBER OPTIC CABLE-(INCLUDE ON INTERCONNECT PLANS)
- PROP. ELECTRIC CABLE, 2-1/C NO.10 XLP/USE **
- PROP. ELECTRIC CABLE, 3-1/C NO.6 XLP/USE

- * DENOTES CABLE SHALL BE INCLUDED IN THE PAY ITEM, VIDEO VEHICLE DETECTION SYSTEM.
- ** DENOTES CABLE DOWN POLE SHALL BE INCLUDED IN THE PAY ITEM "LUMINAIRE AS PER ARTICLE 821 IN THE STANDARD SPECIFICATIONS FOR ROAD AND BRIDGE CONSTRUCTION.

ITEM	LOCATION	TOTAL QUANTITY
IF, 3 SEC, MAM	1,2,3,4,8,9,12,13,14,15,18	11
IF, 3 SEC, BM	10,19,20	3
IF, 5 SEC, BM	7	1
BACKPLATES 3 SEC	1,2,3,4,8,9,12,13,14,15,18	11
PED SH POLY IF BM	21,22	2

REVISIONS		ILLINOIS DEPARTMENT OF TRANSPORTATION PROPOSED TRAFFIC SIGNAL CABLE PLAN IL-116/MAIN STREET AND BLACKJACK BLVD. SHEET 10 OF 13
NAME	DATE	
		DRAWN BY SAM CHECKED BY CTH DATE 12/20/04

