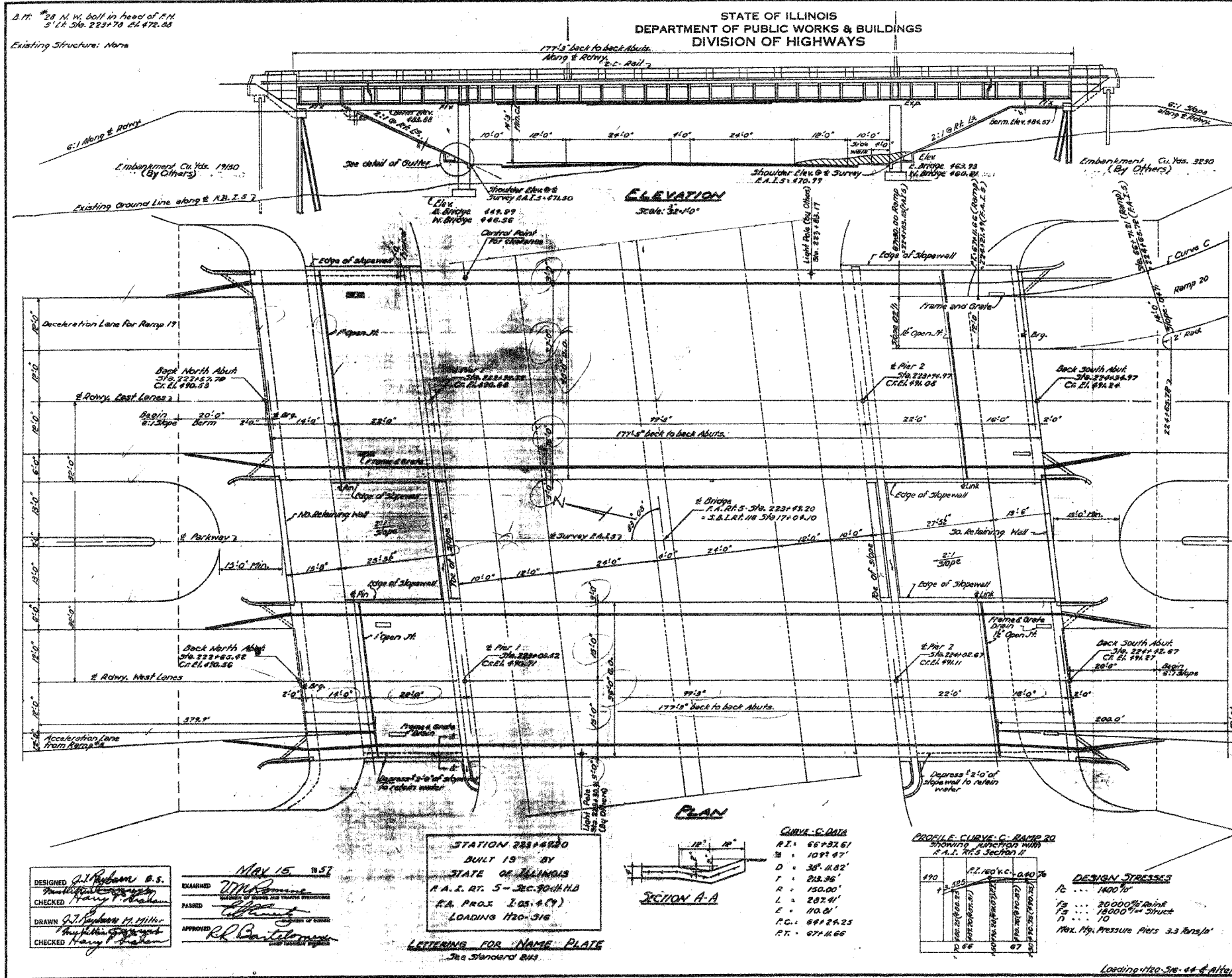


STATE OF ILLINOIS
DEPARTMENT OF TRANSPORTATION

F.A.I. RTE.	SECTION	COUNTY	TOTAL SHEETS	SHEET NO.
I-74	*	TAZEWELL	1366	422
FED. ROAD DIST. NO. 7	ILLINOIS	FED. AID PROJECT-		

*90-11R-2.90(13.14.14-DR-1



DATE	SECTION	COUNTY	TOTAL SHEETS	SHEET NO.
8-1-48	*	Tazewell	30	74
FED. ROAD DIST. NO. 7	ILLINOIS	FED. AID PROJECT-		

GENERAL NOTES

Class-X Concrete shall be used throughout except as noted.

The concrete floor slab shall be poured in one continuous operation between construction joints shown.

The concrete floor slab shall be finished in accordance with Art. 519 (a) of the Standard Specifications.

Spalls shall be with open flats, unless noted.

High tensile steel bolts may be used where impossible to drive. Refer to the Special Provisions.

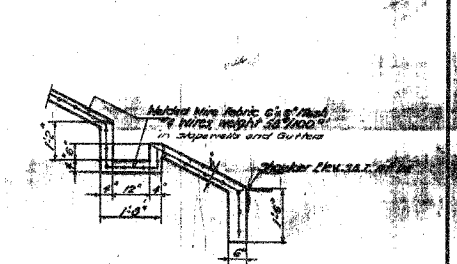
All rollers, rockers, bearing plates, head plates and anchor bolts shall be fabricated and set in accordance with Art. 518 of the Standard Specifications.

Anchor bolts shall be set before riveting abutments are started.

Unless otherwise noted, Structural Steel and Cast Steel shall be given one shop coat of red lead paint and two field coats of aluminum paint.


All paint shall be furnished and applied by the Contractor under the supervision of the Engineer.

The Contractor shall show and mark permanent locations, one in each of the 4 abutments, as directed by the Engineer before ordering remainder of piers.



TOTAL BILL OF MATERIAL

ITEM	QUANTITY	UNIT	AMOUNT
Class-X Concrete	1787	Cu Yds.	1787
Reinforcement Bars	22	Lbs.	22
Structural Steel Erection	1787	Lbs.	1787
Steel Piles (10" dia. 42)	8	Each	8
Class-A Exc. for Structures	780	Cu Yds.	780
Slope Wall	39	Yds.	39
Rock Excav. for Struct	10	Cu Yds.	10



DESIGNED: J.L. Williams, S.S.
CHECKED: Harry P. Walker
DRAWN: J.L. Williams, S.S.
CHECKED: Harry P. Walker

EXAMINED: W.M. Romine
PASSED: [Signature]

APPROVED: R.L. Bortolomeo

STATION 223+69.29
BUILT 19 BY
STATE OF ILLINOIS
P.A.I. RT. 5 - SEC. 30-1116
P.A. PROJ. 103-4(9)
LOADING 1120-316

LETTERING FOR NAME PLATE
See Standard B13

Revised 3-27-58 - JTR - Location of a single light pole on each of the bridges shown on sketches entitled ELEVATION and PLAN.

FOR INFORMATION ONLY



TAZEWELL COUNTY
EXISTING STRUCTURE PLAN AT
PROPOSED STRUCTURE NO. 090-0160