68201

68201	ROUTE No.	SECTION	COUNTY	TOTAL SHEETS	SHEET NO.
	FAI 74	*	TAZEWELL	1366	587
STA.			TO STA.		
F.H.W.A. REGION			ILLINOIS	PROJECT	

SHEET 42 OF 56

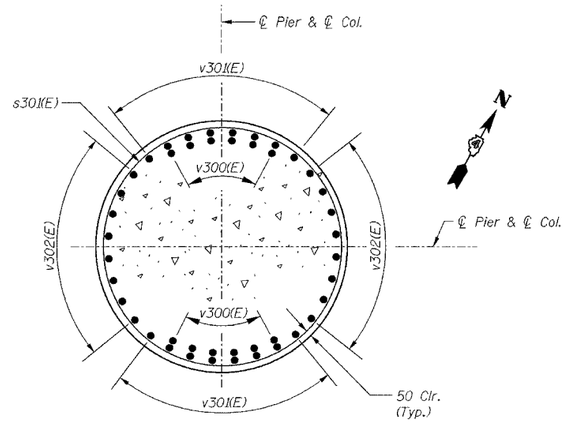

SECTION D-D

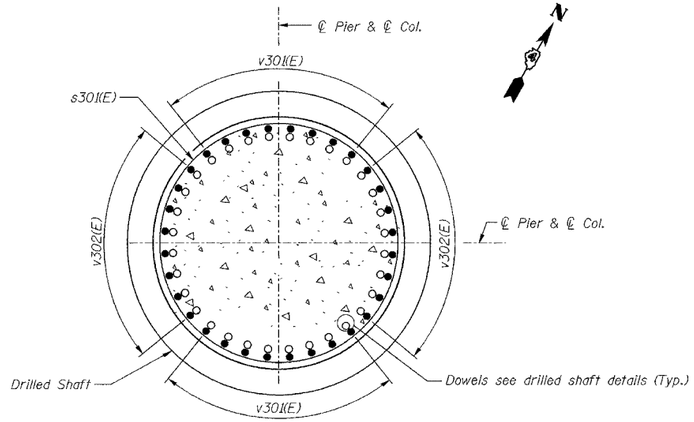

SECTION C-C

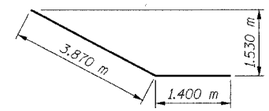

BAR p309(E)

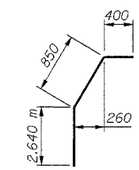

BAR v300(E)

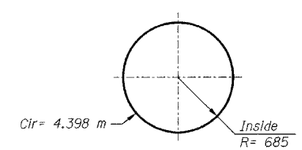

BAR s301(E)
(Spiral)

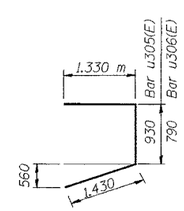

BARS u305(E) & u306(E)

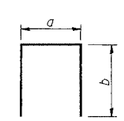

BARS u300(E), u301(E), u302(E), u303(E), u304(E) & u307(E)

Bar	a	b
u300(E)	560	800
u301(E)	560	930
u302(E)	560	1.170 m
u303(E)	560	1.550 m
u304(E)	870	1.320 m
u307(E)	900	610

BILL OF MATERIAL

Bar	No.	Size	Length (m)	Shape
p300(E)	6	# 15	8.80	
p301(E)	12	# 35	8.80	
p302(E)	6	# 15	4.35	
p303(E)	4	# 15	8.58	
p304(E)	2	# 15	7.45	
p305(E)	4	# 15	6.27	
p306(E)	2	# 15	5.11	
p307(E)	4	# 15	3.96	
p308(E)	2	# 15	2.80	
p309(E)	8	# 15	5.27	
p310(E)	2	# 15	0.72	
p311(E)	2	# 15	0.96	
p312(E)	6	# 15	1.98	
* s301(E)	1	# 15	4.69	
u300(E)	16	# 20	2.16	
u301(E)	24	# 20	2.42	
u302(E)	48	# 20	2.90	
u303(E)	104	# 20	3.65	
u304(E)	9	# 20	3.51	
u305(E)	4	# 20	3.69	
u306(E)	4	# 20	3.55	
u307(E)	16	# 15	2.12	
v300(E)	12	# 30	3.89	
v301(E)	16	# 30	5.01	
v302(E)	16	# 30	6.20	
Structure Excavation			CU M	28
Concrete Structures			CU M	25.1
Reinforcement Bars, Epoxy Coated			KG	4,520

Reinforcement Bars designated (E) shall be epoxy coated.

*Length is height of spiral.

Cir. = circumference (using outside diameter).

NOTES:

1. Dimensions are out to out unless noted otherwise.
2. Work this sheet with Sheet 41.

DESIGNED	JWCIII
CHECKED	SWS
DRAWN	VH
CHECKED	LRB

alfred benesch & company
CONSULTING ENGINEERS
205 NORTH MICHIGAN AVENUE, CHICAGO, ILLINOIS 60601
JOB NO. 3573

ILLINOIS DEPARTMENT OF TRANSPORTATION
RAMP K-2 OVER
MAIN ST & RAMP J-3
F.A.I. ROUTE 74 (I-74)
SECTION 90-IIHB-5

PIER 3 DETAILS

SN: 090-0156
TAZEWELL CO., IL.

STA. 10+529.222
DATE: 12-23-04

2/3/2005

m:\proj3573\rampk2\stlpr3a-7a090156.dgn