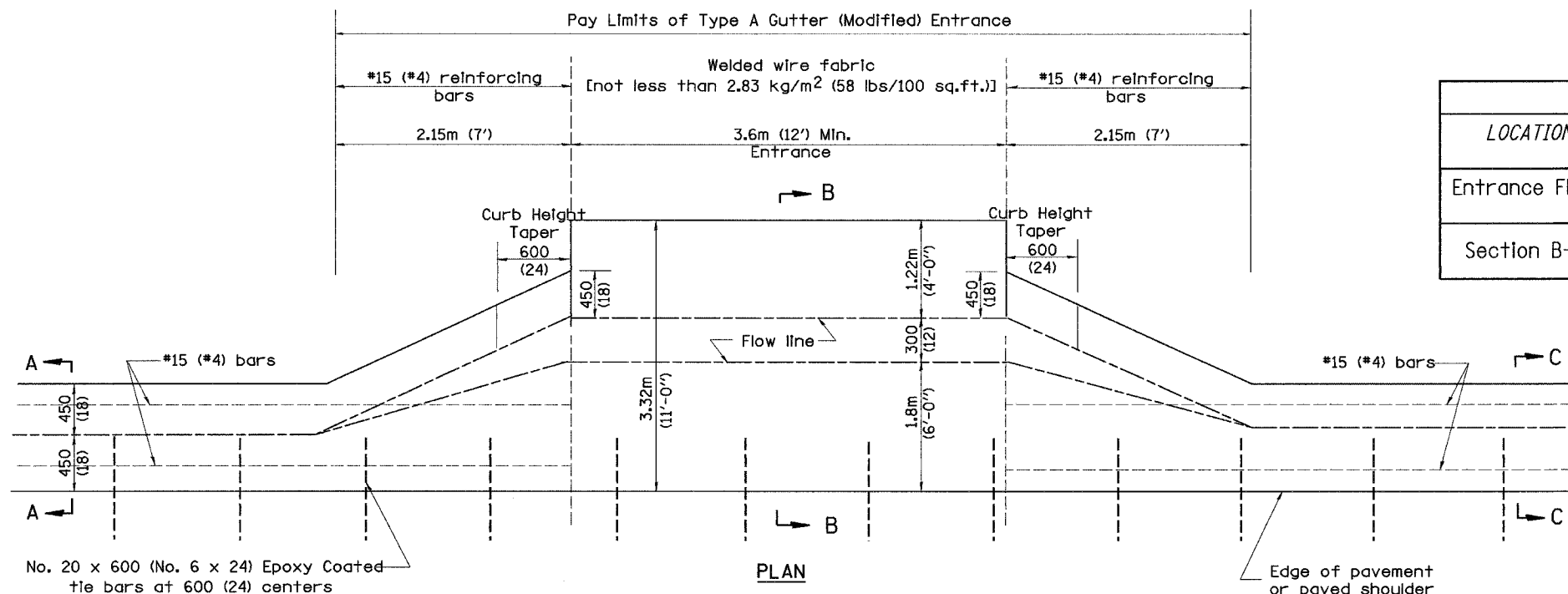
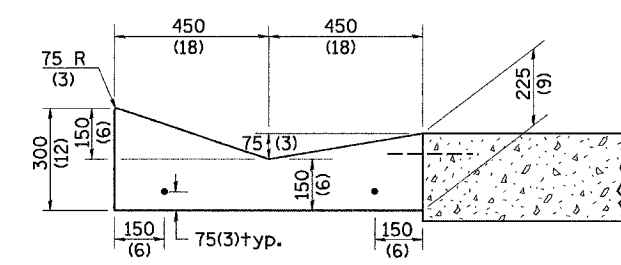


F.A.S. RTE.	SECTION	COUNTY	TOTAL SHEETS	SHEET NO.
1190	(125B)BR	KNOX	1366	657
STA.		TO STA.		
FED. ROAD DIST. NO.	ILLINOIS	FED. AID PROJECT		

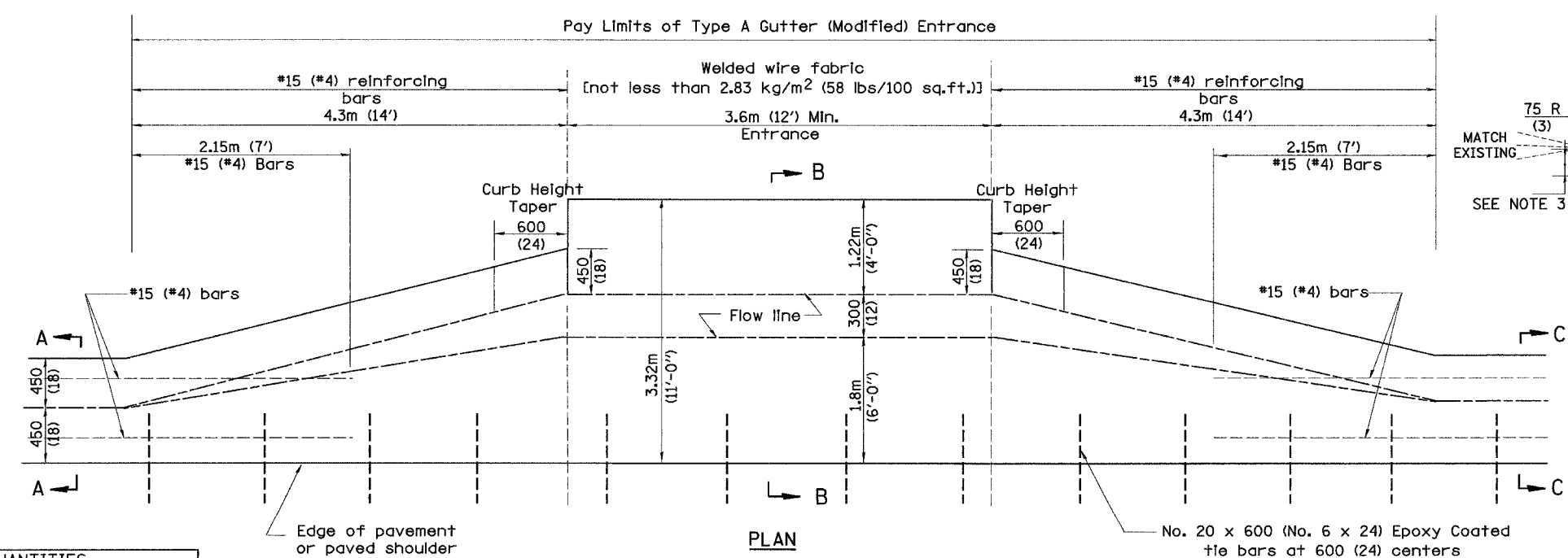
QUANTITY CALCULATION			
LOCATION	LENGTH	NON-COMMERCIAL 150 (6)	COMMERCIAL ENTRANCE 200 (8)
Entrance Flare	2.15 m (7 Ft) Urban 4.30 m (14 Ft) Rural	0.37 Cu M / M (0.15 Cu Yd / Ft)	0.45 Cu M / M (0.18 Cu Yd / Ft)
Section B-B	See Plans	0.57 Cu M / M (0.23 Cu Yd / Ft)	0.70 Cu M / M (0.28 Cu Yd / Ft)



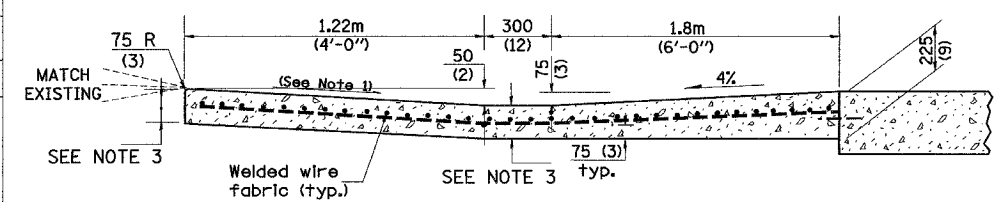
TYPICAL URBAN ENTRANCE



SECTION A-A & C-C



TYPICAL RURAL ENTRANCE



SECTION B-B

- GENERAL NOTES
- 1.) Slope may be increased from 4% (min.) to 6% (max.) in order to match the existing.
  - 2.) The cross-slope is to be constructed as given in the plans from back turnout to where driveway matches existing.
  - 3.) For Non-Commercial Entrances the driveway thickness shall be 150 (6). For Commercial Entrances the driveway thickness shall be 200 (8).

All dimensions are in millimeters (Inches) unless otherwise noted.

QUANTITIES	
CALC. BY:	DATE:
CHECKED BY:	DATE:

QUANTITY CALCULATIONS ARE ON FILE AT THE DISTRICT 4 OFFICE, BUREAU OF PROJECT IMPLEMENTATION, DOCUMENTATION SECTION

ILLINOIS DEPARTMENT OF TRANSPORTATION  
DISTRICT CADD STANDARD

**TYPE A GUTTER, (MODIFIED)  
(INLET, OUTLET & ENTRANCE)**

CADD STANDARD 606101-D4 SHEET 3 OF 3  
SCALE: NOT DRAWN TO SCALE DRAWN BY CADD  
DATE \*\*DATE\*\* CHECKED BY