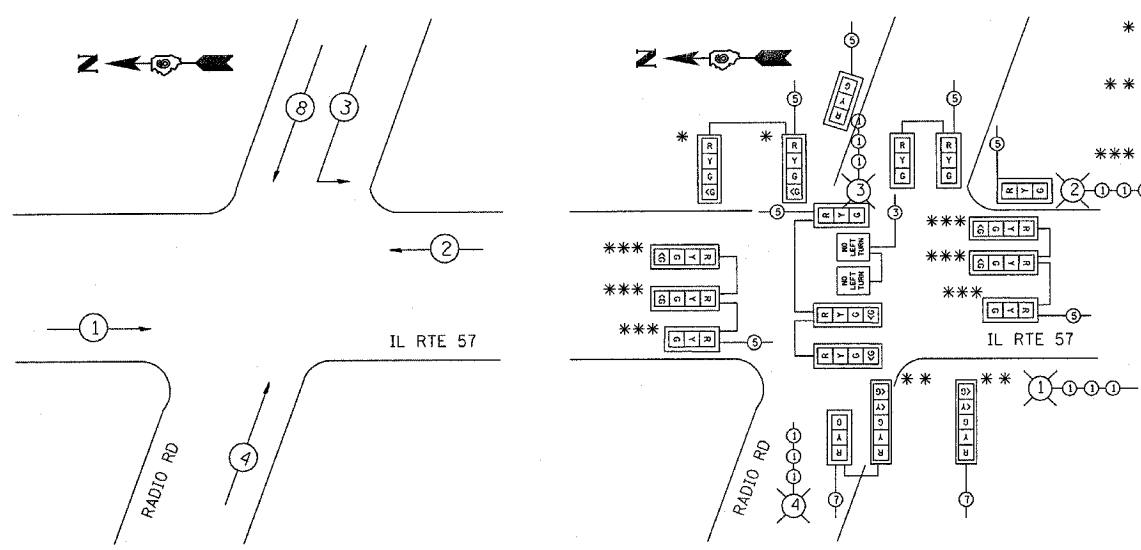


F.A.P. RTE.	SECTION	COUNTY	TOTAL SHEETS	SHEET NO.
502		ADAMS	315	73
STA.	TO STA.			
FED. ROAD DIST. NO.	ILLINOIS	FED. AID PROJECT		
* (53RS-7, P(RS-2))N, TS				
CONTRACT NO. 72897				



\* TEMPORARY SIGNAL HEADS, POLES, AND SPAN WIRE FOR EXISTING WEST APPROACH SHALL NOT OPERATE DURING STAGE 4 AND SHALL BE REMOVED.

\*\* WIRES TO GREEN AND YELLOW ARROWS SHALL BE LANDED ON PHASE 3 TERMINALS OF TEMPORARY CONTROLLER CABINET. PHASE 3 SHALL ALLOW TRAFFIC TO MAKE LEFT TURN DURING RAILROAD PREEMPTION.

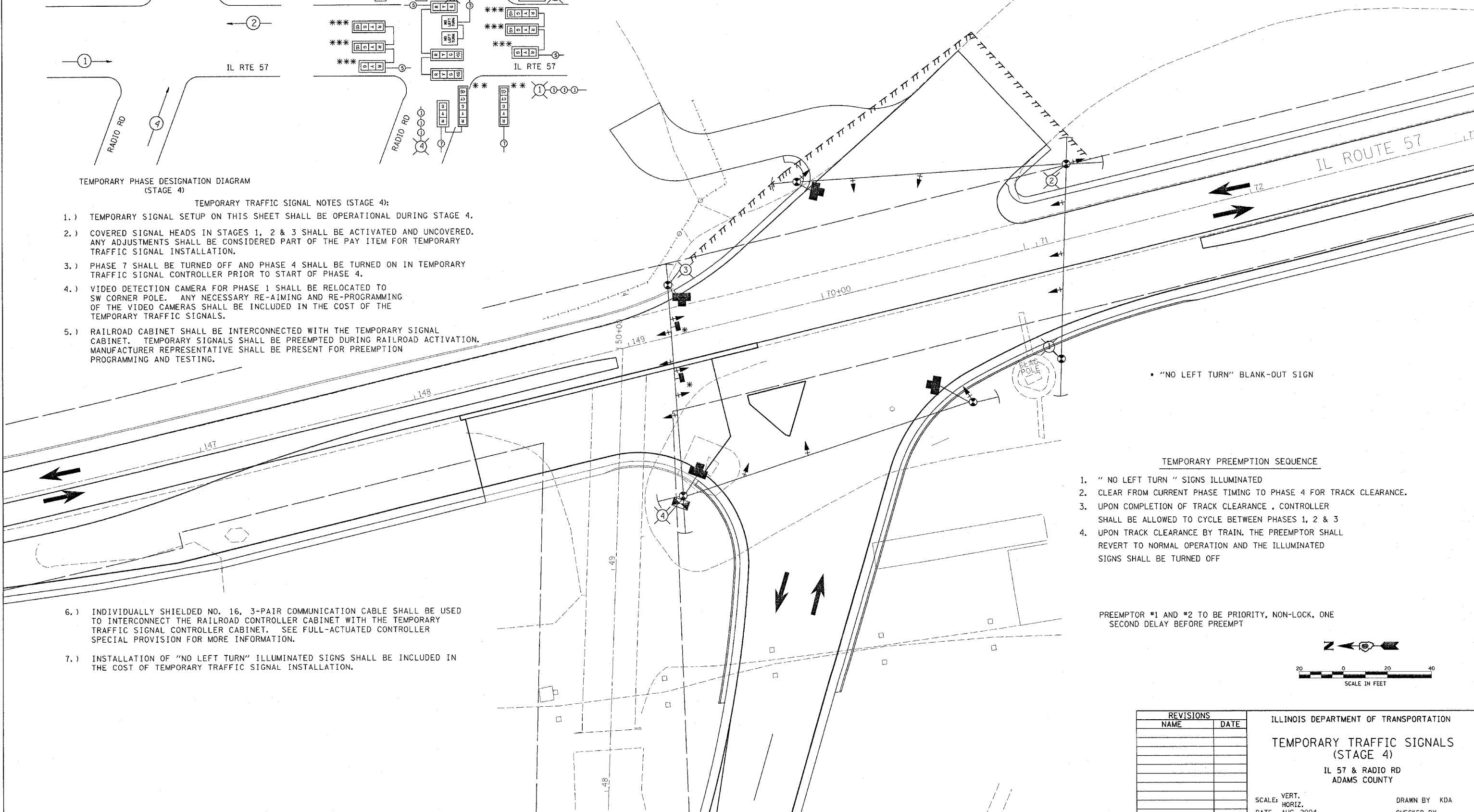
\*\*\* NEW PHASE 1 SIGNAL HEADS SHALL BE UNCOVERED AND THE ORIGINAL PHASE 1 SIGNAL HEADS SHALL BE COVERED.

TEMPORARY PHASE DESIGNATION DIAGRAM (STAGE 4)

TEMPORARY TRAFFIC SIGNAL NOTES (STAGE 4):

- 1.) TEMPORARY SIGNAL SETUP ON THIS SHEET SHALL BE OPERATIONAL DURING STAGE 4.
- 2.) COVERED SIGNAL HEADS IN STAGES 1, 2 & 3 SHALL BE ACTIVATED AND UNCOVERED. ANY ADJUSTMENTS SHALL BE CONSIDERED PART OF THE PAY ITEM FOR TEMPORARY TRAFFIC SIGNAL INSTALLATION.
- 3.) PHASE 7 SHALL BE TURNED OFF AND PHASE 4 SHALL BE TURNED ON IN TEMPORARY TRAFFIC SIGNAL CONTROLLER PRIOR TO START OF PHASE 4.
- 4.) VIDEO DETECTION CAMERA FOR PHASE 1 SHALL BE RELOCATED TO SW CORNER POLE. ANY NECESSARY RE-AIMING AND RE-PROGRAMMING OF THE VIDEO CAMERAS SHALL BE INCLUDED IN THE COST OF THE TEMPORARY TRAFFIC SIGNALS.
- 5.) RAILROAD CABINET SHALL BE INTERCONNECTED WITH THE TEMPORARY SIGNAL CABINET. TEMPORARY SIGNALS SHALL BE PREEMPTED DURING RAILROAD ACTIVATION. MANUFACTURER REPRESENTATIVE SHALL BE PRESENT FOR PREEMPTION PROGRAMMING AND TESTING.

- 6.) INDIVIDUALLY SHIELDED NO. 16, 3-PAIR COMMUNICATION CABLE SHALL BE USED TO INTERCONNECT THE RAILROAD CONTROLLER CABINET WITH THE TEMPORARY TRAFFIC SIGNAL CONTROLLER CABINET. SEE FULL-ACTUATED CONTROLLER SPECIAL PROVISION FOR MORE INFORMATION.
- 7.) INSTALLATION OF "NO LEFT TURN" ILLUMINATED SIGNS SHALL BE INCLUDED IN THE COST OF TEMPORARY TRAFFIC SIGNAL INSTALLATION.

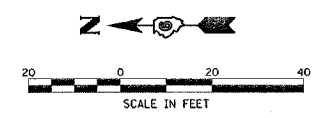


\* "NO LEFT TURN" BLANK-OUT SIGN

TEMPORARY PREEMPTION SEQUENCE

1. "NO LEFT TURN" SIGNS ILLUMINATED
2. CLEAR FROM CURRENT PHASE TIMING TO PHASE 4 FOR TRACK CLEARANCE.
3. UPON COMPLETION OF TRACK CLEARANCE, CONTROLLER SHALL BE ALLOWED TO CYCLE BETWEEN PHASES 1, 2 & 3
4. UPON TRACK CLEARANCE BY TRAIN. THE PREEMPTOR SHALL REVERT TO NORMAL OPERATION AND THE ILLUMINATED SIGNS SHALL BE TURNED OFF

PREEMPTOR #1 AND #2 TO BE PRIORITY, NON-LOCK, ONE SECOND DELAY BEFORE PREEMPT



REVISIONS	
NAME	DATE

ILLINOIS DEPARTMENT OF TRANSPORTATION  
 TEMPORARY TRAFFIC SIGNALS  
 (STAGE 4)  
 IL 57 & RADIO RD  
 ADAMS COUNTY

SCALE: VERT. \_\_\_\_\_  
 HORIZ. \_\_\_\_\_  
 DATE AUG. 2004  
 DRAWN BY KDA  
 CHECKED BY \_\_\_\_\_