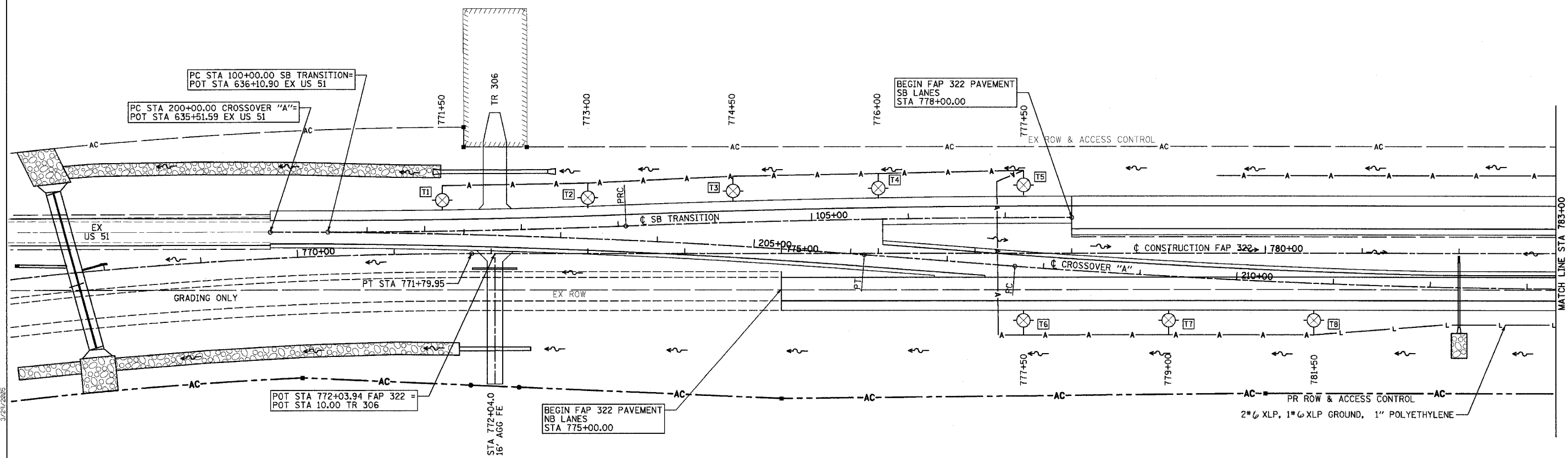


F.A.P. RTE.	SECTION	COUNTY	TOTAL SHEETS	SHEET NO.
322	11-10	CHRISTIAN	310	131
STA.		TO STA.		
FED. ROAD DIST. NO.		ILLINOIS FED. AID PROJECT		



3/29/2005

D:\BIF\back\0832\copper\plan\131\p82r-ans.dgn

NOTES:

1. ALL POLES TO BE SET BACK 30' FROM EDGE OF PAVEMENT UNLESS THIS DISTANCE FALLS IN THE FLOW LINE OF THE DITCH. IN THAT CASE MOVE FURTHER BACK OUT OF THE FLOW LINE OR AS DIRECTED BY THE ENGINEER.
2. SEAL UNIT DUCT AT TOP OF POLE T8 TO KEEP MOISTURE OUT.
3. WHERE UNDERGROUND CABLE IS SPLICED TO AERIAL, KEEP ALUMINUM OVER COPPER.
4. PROTECT THE VERTICAL RUN OF UNIT DUCT WITH STEEL U-GUARD.

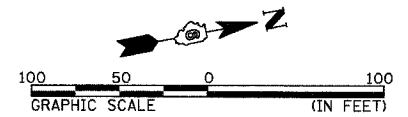
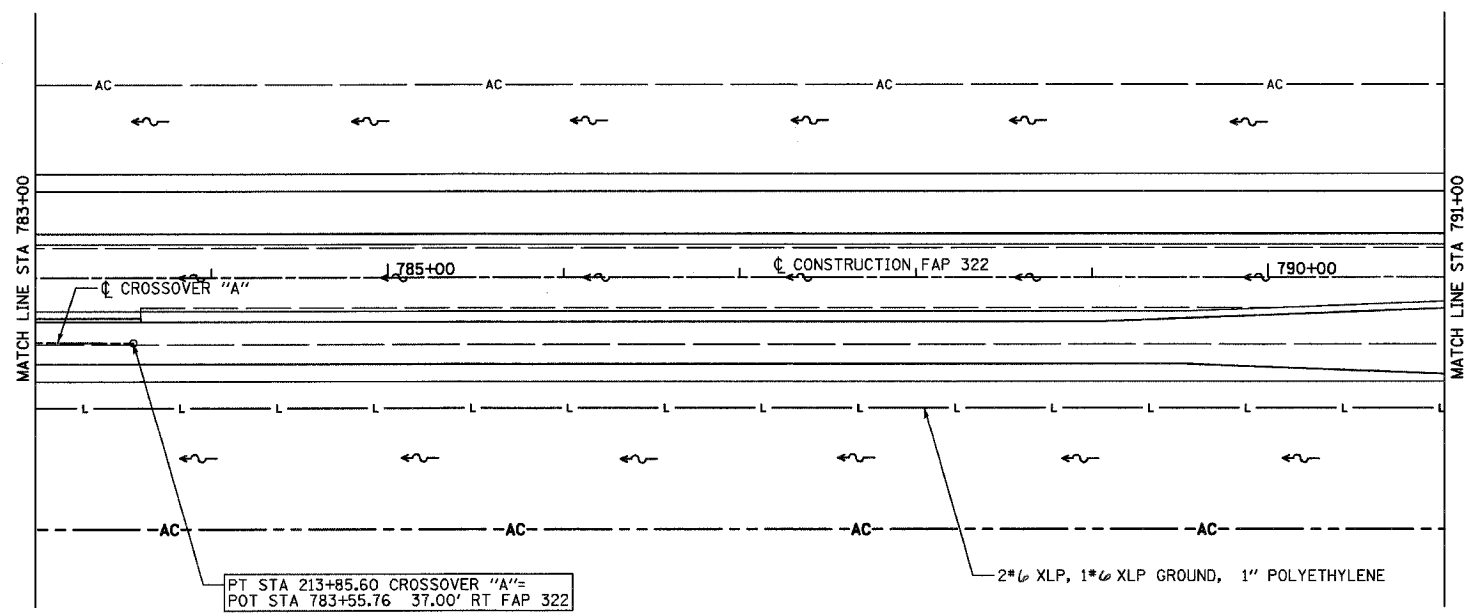
LEGEND

- CONTROL INSTALLATION PHOTOCELL RELAY 120/240 VOLT SERVICE POLE MOUNT
- WOOD LIGHTING POLE, 50' CLASS 3 WITH 250 WATT HPS MULTI MOUNT LUMINAIRE.
- LIGHT POLE STEEL, 45' MOUNTING HEIGHT WITH 250 WATT HPS MULTI-MOUNT LUMINAIRE
- LIGHT POLE STEEL, TWIN, 45' MOUNTING HEIGHT WITH 250 WATT HPS MULTI-MOUNT LUMINAIRE
- UNIT DUCT (AS NOTED)
- AERIAL CABLE, 2-1/C#4, ALUMINUM WITH MESSENGER WIRE
- 2" GALVANIZED STEEL CONDUIT (IMC) PUSHED (LENGTH AS NOTED)

PERFORMANCE REQUIREMENTS

NOTE: These performance requirements shall be the minimum acceptable standards of photometric performance for the luminaire.

ILLUMINATION:	Average Horizontal Illumination, (Eave)	9.0 Lux
	Uniformity Ratio, (Eave/Emin)	3.0
LUMINANCE:	Average Luminance, (Lave)	0.6 Cd/sq m
	Uniformity Ratios: (Lmax/Lmin)	3.0
	(Lmax/Lmin)	6.0
	Maximum Veiling Luminance Ratio: (Lv/Lave)	0.3



REVISIONS	
NAME	DATE

ILLINOIS DEPARTMENT OF TRANSPORTATION
LIGHTING PLAN -
SB TRANSITION & CROSSOVER "A"
FAP 322 (US 51)
SECTION 11-1
CHRISTIAN COUNTY
 SCALE: 1"=50'
 DATE: 3/18/05
 DRAWN BY: BDJ
 CHECKED BY: SEB

Rev.