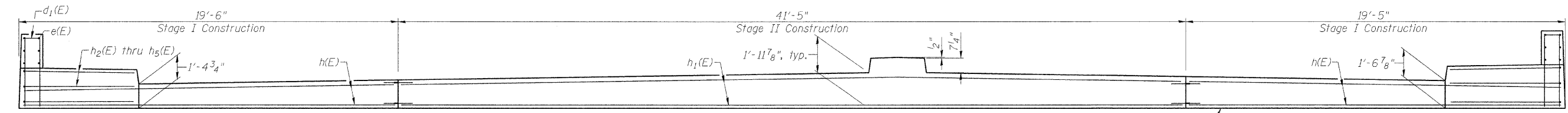
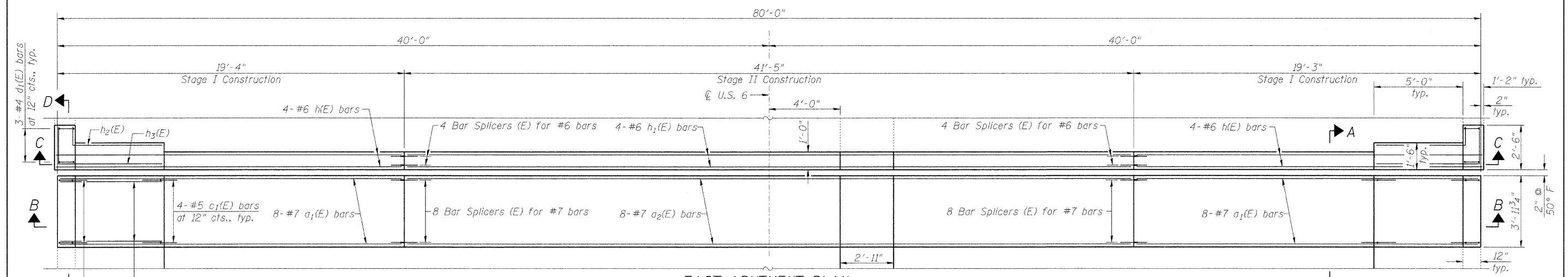


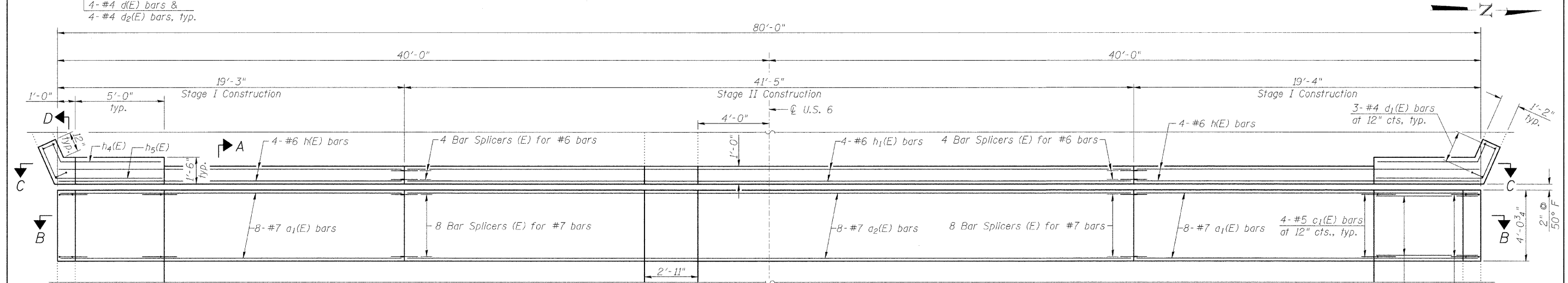
SECTION B-B



SECTION C-C



EAST ABUTMENT PLAN  
(x(E) bars not shown)



WEST ABUTMENT PLAN  
(x(E) bars not shown)

See sheet 7 of 9 for Sections A-A and D-D, Bill of Material, and Bar Bend Details.  
Work this sheet with sheet 7 of 9.

(Sheet 1 of 2)

<p>LIN ENGINEERING, LTD. Consulting Engineers Chattanooga, Illinois</p>	USER NAME =	DESIGNED - ADB	REVISED -	<b>STATE OF ILLINOIS</b> <b>DEPARTMENT OF TRANSPORTATION</b>	<b>CONCRETE DETAILS</b> <b>STRUCTURE NO. 016-0389</b>	F.A.P. RTE. =	SECTION	COUNTY	TOTAL SHEETS	SHEET NO.
	FILE NAME =	CHECKED - MTH	REVISED -			351	539W-1-RS	COOK	56	39
	PLOT SCALE =	DRAWN - AJF	REVISED -			CONTRACT NO. 60K57				
	PLOT DATE =	CHECKED - MTH	REVISED -			ILLINOIS FED. AID PROJECT				