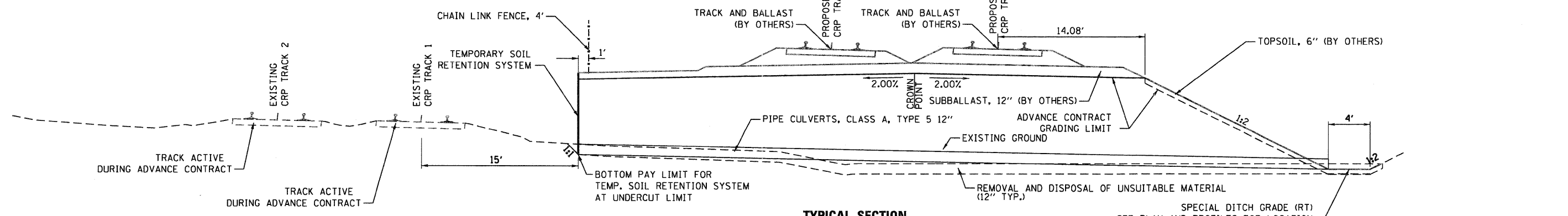
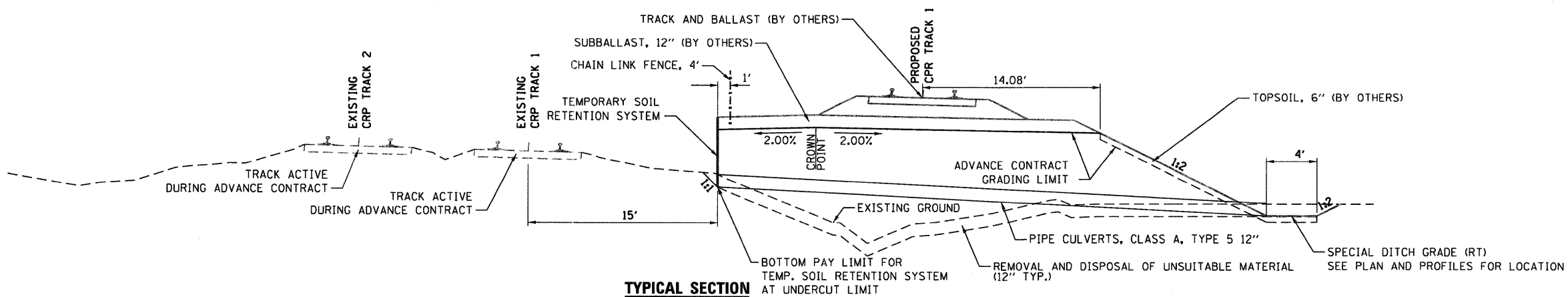


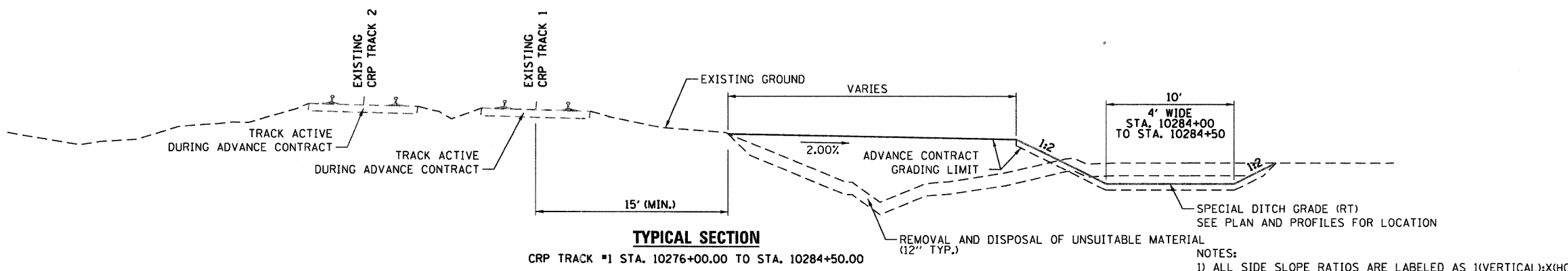
TYPICAL SECTION
CRP TRACK #1 STA. 10291+00.00 TO STA. 10296+20.00



TYPICAL SECTION
CRP TRACK #1 STA. 10288+00.00 TO STA. 10291+00.00



TYPICAL SECTION
CRP TRACK #1 STA. 10284+50.00 TO STA. 10288+00.00



TYPICAL SECTION
CRP TRACK #1 STA. 10276+00.00 TO STA. 10284+50.00

NOTES:
1) ALL SIDE SLOPE RATIOS ARE LABELED AS 1(VERTICAL):X(HORIZONTAL)

FILE NAME = ...ND160N06-SHT-TYPICAL-RR01.DGN	USER NAME = nroterm	DESIGNED - NMR	REVISED -
		DRAWN - NMR	REVISED -
		CHECKED - LGP	REVISED -
		DATE - 03/17/2011	REVISED -

**STATE OF ILLINOIS
DEPARTMENT OF TRANSPORTATION**

**TYPICAL SECTIONS
CANADIAN PACIFIC RAILWAY**

SCALE: N.T.S. SHEET NO. 1 OF 1 SHEETS STA. TO STA.

F.A.U. RTE.	SECTION	COUNTY	TOTAL SHEETS	SHEET NO.
1321	2010-134-T	DUPAGE	40	5
CONTRACT NO. 60N06				
ILLINOIS FED. AID PROJECT				