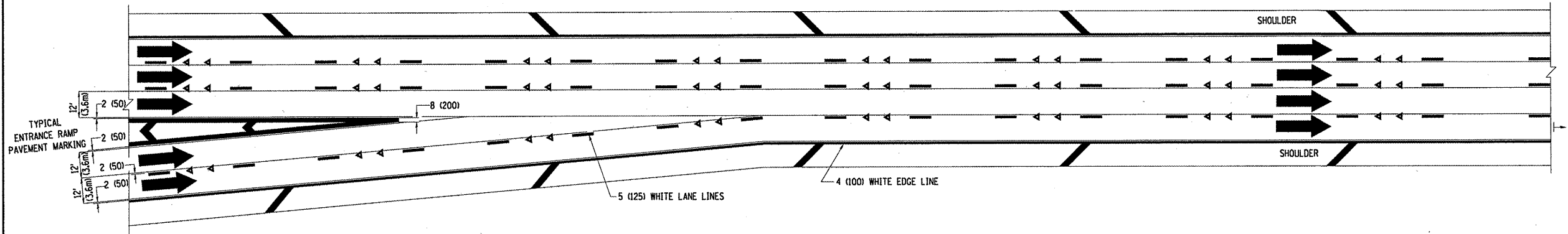
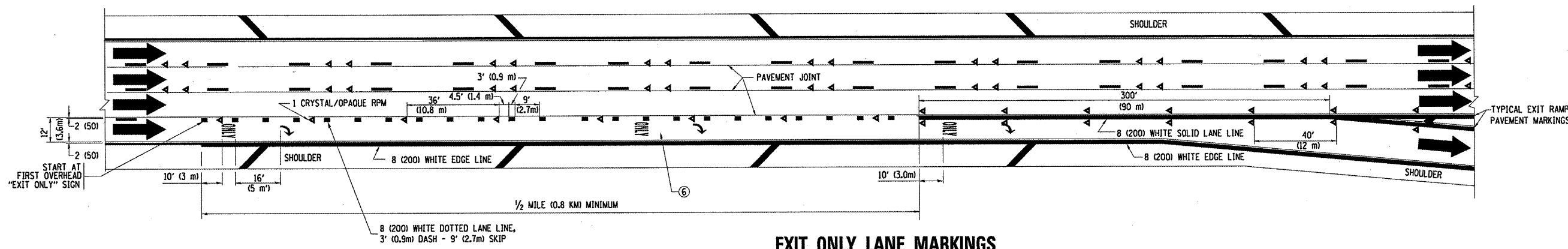


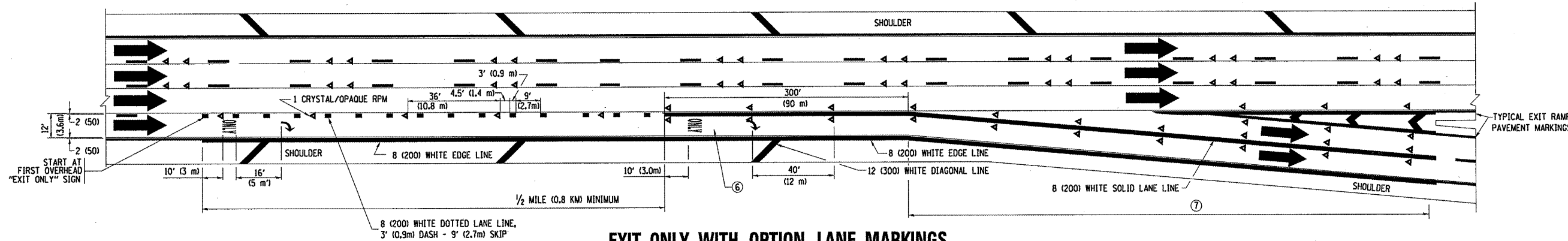
AUXILIARY LANE MARKINGS



TWO LANE ENTRANCE RAMP WITH MERGE MARKINGS



EXIT ONLY LANE MARKINGS



EXIT ONLY WITH OPTION LANE MARKINGS

NOTES

- ③ OMIT WHEN LENGTH OF AUXILIARY LANE IS LESS THAN 500' (150 m).
- ④ 8-INCH WIDE DOTTED LANE LINE MARKINGS SHALL BE USED WHEN THE LENGTH OF THE AUXILIARY LANE IS 2 MILES OR LESS.
- ⑤ FOR TWO-LANE ENTRANCE RAMP, IF RIGHT LANE ENDS, USE TYPICAL ENTRANCE RAMP PAVEMENT MARKINGS.
- ⑥ ONLY AND ARROWS EQUALLY SPACED, 500' (150 m) MAXIMUM SPACING. FULL SIZE LETTERS AND ARROW SHALL BE USED.
- ⑦ CONTINUE 8" SOLID LANE LINE THROUGH EXIT TO END OF PAVED CORE.

FILE NAME =	USER NAME = Vellachkavv	DESIGNED - D.W.S.	REVISED - D.W.S. 07-96	STATE OF ILLINOIS DEPARTMENT OF TRANSPORTATION	MULTI-LANE FREEWAY PAVEMENT MARKING DETAILS			F.A. RTE.	SECTION	COUNTY	TOTAL SHEETS	SHEET NO.	
ct:\pwork\pwsdot\vellachkavv\d0260192\	estStd.dgn	DRAWN -	REVISED - J.A.F. 02-06		SCALE: NONE	SHEET NO. 2 OF 2 SHEETS	STA.	TO STA.	VAR.	2011-013-RS	COOK	70	63
	PLOT SCALE = 100.0000' / IN.	CHECKED -	REVISED - S.P.B. 01-07					TC-12		CONTRACT NO. 60P02			
	PLOT DATE = 4/14/2011	DATE - 01-90	REVISED - S.P.B. 01-10					FED. ROAD DIST. NO. 1 ILLINOIS FED. AID PROJECT					