



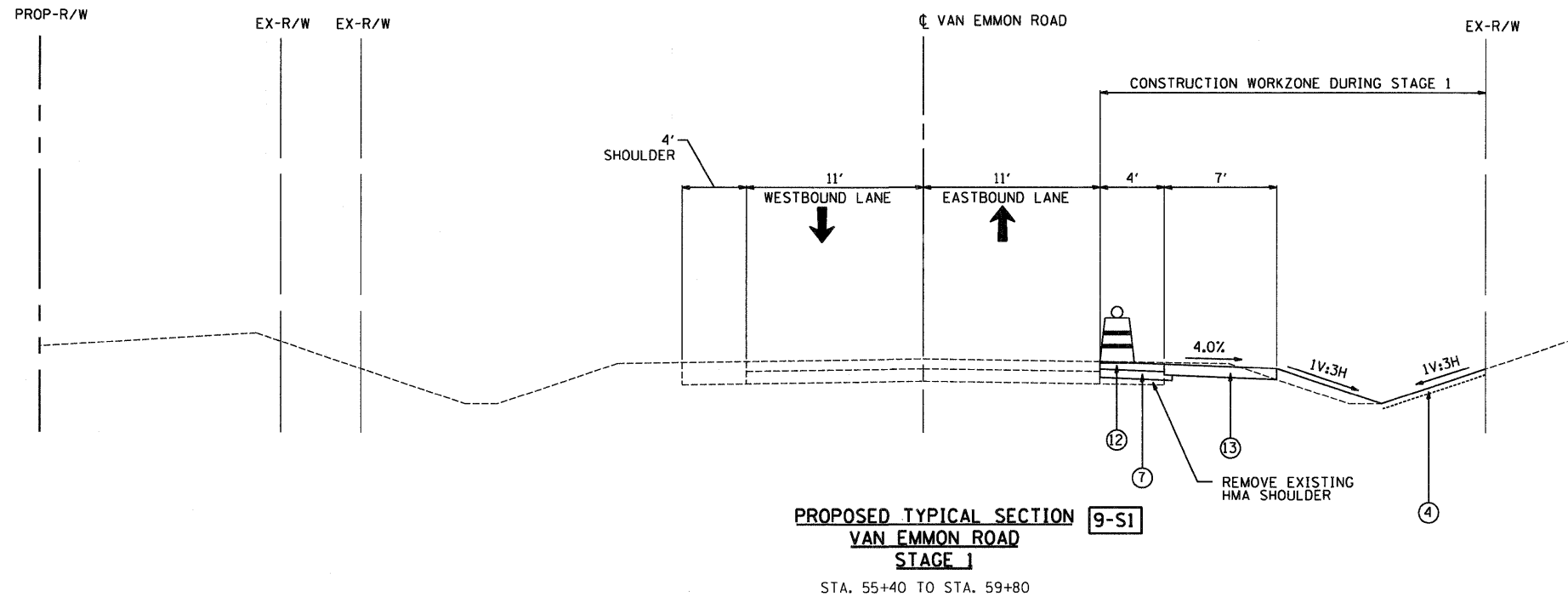


**LEGEND - TRAFFIC CONTROL ITEMS**

-  DRUM WITH MONODIRECTIONAL FLASHING LIGHT
-  DOUBLE VERTICAL PANEL WITH FLASHING LIGHT
-  DIRECTION OF TRAFFIC
-  TEMPORARY PAVEMENT MARKING (TYPE AS SPECIFIED ON STAGING PLANS)

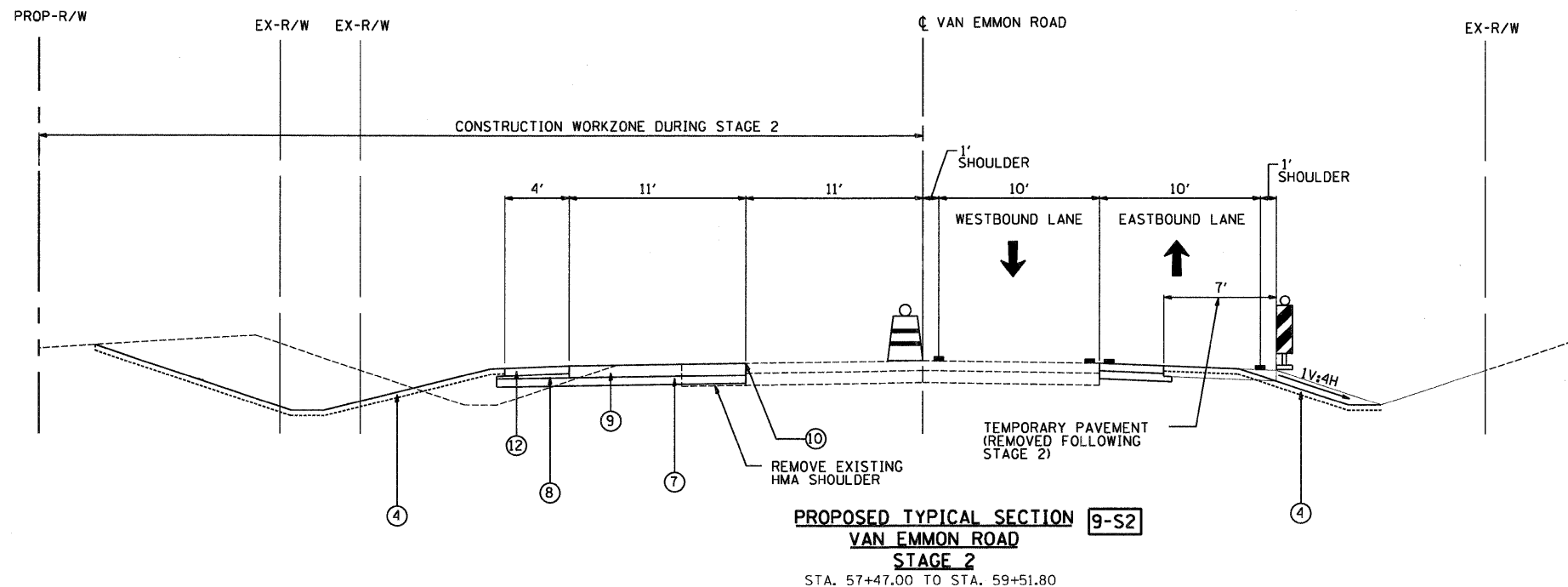
**NOTES:**

1. TEMPORARY AGGREGATE WEDGES SHALL BE PLACED AT DROP-OFF AREAS IN ACCORDANCE WITH SUB-PART K OF THE WORK ZONE SAFETY SUPPLEMENTAL POLICY (IDOT DESIGN POLICY TO MINIMIZE DROP-OFF EXPOSURE).
2. DRUMS WITH MONODIRECTIONAL LIGHTS SHALL BE PLACED AT PROPOSED GUARDRAIL LOCATIONS FOLLOWING COMPLETION OF EACH RESPECTIVE STAGE AND SHALL REMAIN IN PLACE UNTIL INSTALLATION OF PROPOSED GUARDRAIL. SEE ROADWAY PLANS FOR GUARDRAIL LOCATIONS.
3. TRAFFIC CONTROL DURING STAGE 1 SHALL FOLLOW HIGHWAY STANDARD 701326 AND THE STAGE 1 DETAILS IN THE PLANS. THIS WORK SHALL BE PAID FOR AS TRAFFIC CONTROL AND PROTECTION, STANDARD 701326.
4. TRAFFIC CONTROL DURING STAGE 2 SHALL BE AS SHOWN IN THE STAGE 2 PLAN DETAILS AND PAID FOR AS TRAFFIC CONTROL AND PROTECTION, (SPECIAL).
5. AGGREGATE SURFACE COURSE, TYPE B SHALL BE USED TO CONSTRUCT DROP-OFF TEMPORARY AGGREGATE WEDGES AND TEMPORARY ACCESS DRIVES DURING CONSTRUCTION.



**PROPOSED LEGEND**

- ① HMA SURFACE COURSE, MIX "D", N70; 1-1/2" (INSTALLED FOLLOWING STAGE 2)
- ② HMA BINDER COURSE, IL-19.0, N70; 6-1/2"
- ③ PAID AS AGGREGATE SHOULDER, TYPE B; 8"
- ③1 AGGREGATE SHOULDER, TYPE B; 6-1/2"
- ③2 AGGREGATE SHOULDER, TYPE B; 1-1/2" (INSTALLED FOLLOWING PLACEMENT OF HMA SURFACE COURSE)
- ③3 AGGREGATE WEDGE SHOULDER, TYPE B (INSTALLED FOLLOWING PLACEMENT OF HMA SURFACE COURSE)
- ④ SEEDING (CLASS 2A) WITH EROSION CONTROL BLANKET & VEGETATIVE SUSTAINING SOIL; 4"
- ⑤ GUARDRAIL (SEE PLAN FOR TYPE) (INSTALLED FOLLOWING PLACEMENT OF HMA SURFACE COURSE)
- ⑥ HMA BASE COURSE WIDENING; 11-1/2"
- ⑦ SUB-BASE GRANULAR MATERIAL, TYPE A; 6"
- ⑧ SUB-BASE GRANULAR MATERIAL, TYPE C (SEE NOTES ON ROADWAY PLAN)
- ⑨ HMA BASE COURSE WIDENING; 9"
- ⑩ STRIP REFLECTIVE CRACK CONTROL TREATMENT
- ⑪ LEVELING BINDER (MACHINE METHOD), N70, 3/4" MIN. (INSTALLED FOLLOWING STAGE 2)
- ⑫ HMA BINDER COURSE, IL-19.0, N70; 5-3/4"
- ⑬ TEMPORARY PAVEMENT HMA BINDER COURSE, IL-19.0, N70; 8"



P:\jobs\2007\20073028-08\cadd\staging\00\_0366955-sht-staging-typtical-09.dgn 3/31/2011 12:07:52 PM

37.317.001

FILE NAME =	USER NAME = _USER_	DESIGNED - JWB	REVISED -	STATE OF ILLINOIS DEPARTMENT OF TRANSPORTATION	FAP 311 (IL 71) AT VAN EMMON / RESERVATION ROADS SUGGESTED STAGING AND TRAFFIC CONTROL – TYPICAL SECTIONS	F.A.P. RTE.	SECTION	COUNTY	TOTAL SHEETS	SHEET NO.
		DRAWN - JWB	REVISED -			311	(1-1)N TS	KENDALL	92	4
	PLOT SCALE = 5.0000' / 1" IN.	CHECKED - RS	REVISED -			CONTRACT NO. 66955				
	PLOT DATE = 3/31/2011	DATE - 03/31/2011	REVISED -			ILLINOIS FED. AID PROJECT				
				SCALE: N.T.S.	SHEET NO. -- OF -- SHEETS					