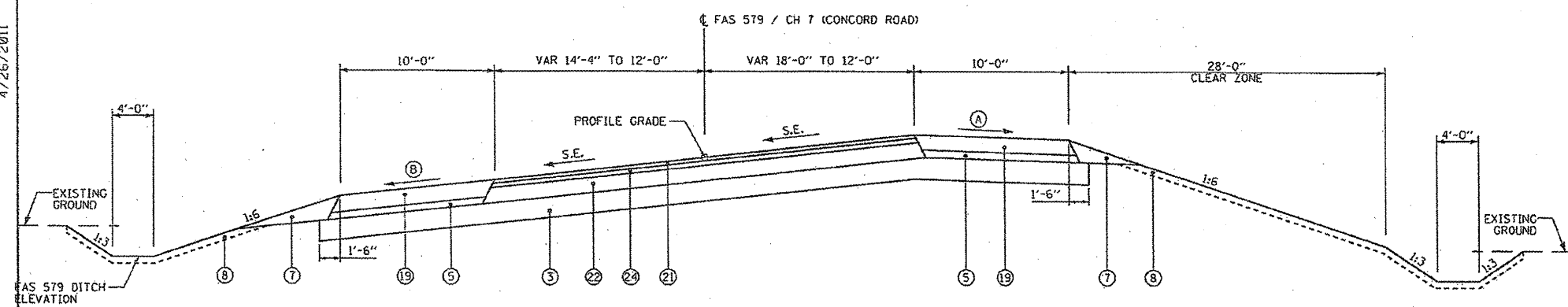


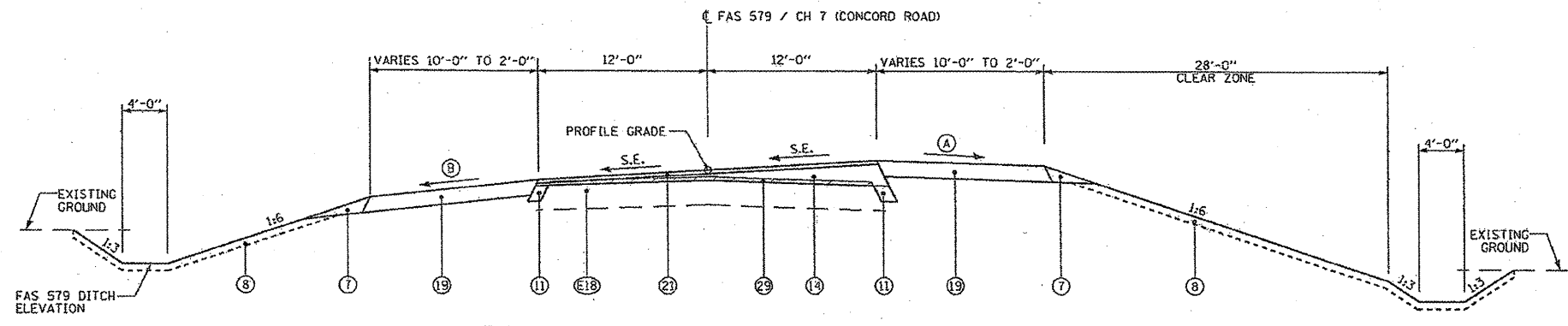
10:55:32 AM
4/26/2011

P:\0711\107100\Work\0-der\10\CAD\Sheets\Front_Sheets\Typicals.dgn

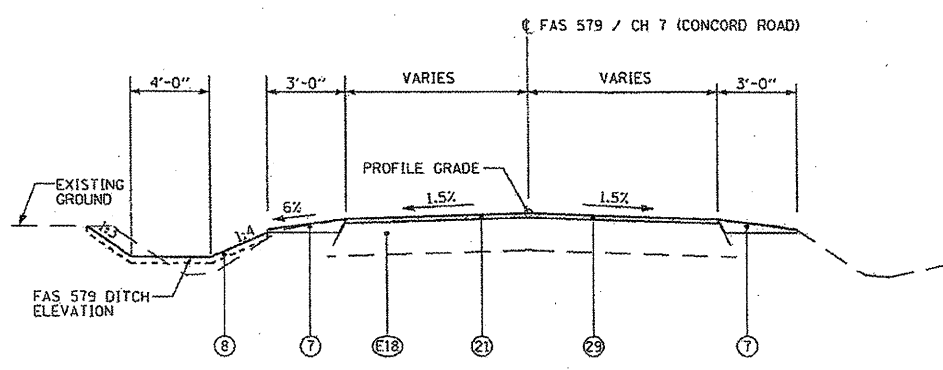
CONTRACT NO. T2667			
F.A.P. RTE.	SECTION	COUNTY	TOTAL SHEET NO.
310	69-3(3HB)	MORGAN	193 78
STA.	TO STA.		
FED. ROAD DIST. NO.	ILLINOIS	FED. AID PROJECT	



TYPICAL SUPERELEVATED SECTION (FAS 579 / CH 7)
 STA 31+29.00 TO STA 32+91.00 S.E. = 4.7%
 STA 32+91.00 TO STA 33+38.98 S.E. TRANSITION



TYPICAL SUPERELEVATED SECTION (FAS 579 / CH 7)
 STA 33+38.98 TO STA 34+84.00 S.E. TRANSITION
 * - LT HMA SHLD VARIES FROM 10'-0" TO 2'-0" FROM STATION 34+34.00 TO STATION 34+84.00
 * - RT HMA SHLD VARIES FROM 10'-0" TO 2'-0" FROM STATION 33+40.00 TO STATION 33+90.00



TYPICAL SECTION (FAS 579 / CH 7)
 STA 34+84.00 TO STA 37+65.00 LT
 STA 33+90.00 TO STA 37+65.00 RT

EXISTING LEGEND

- (E18) EXISTING HOT-MIX-ASPHALT PAVEMENT, VARIABLE DEPTH

PROPOSED LEGEND

- (1) HOT-MIX ASPHALT BASE COURSE WIDENING, 8" (2' WIDTH)
- (14) POLYMERIZED LEVELING BINDER (MACHINE METHOD), N50, VARIABLE DEPTH
- (19) HOT-MIX ASPHALT SHOULDERS, 8"
- (21) POLYMERIZED HOT-MIX ASPHALT SURFACE COURSE, MIX "C", N50, 2"
- (22) HOT-MIX ASPHALT BASE COURSE, 9"
- (24) POLYMERIZED HOT-MIX ASPHALT BINDER COURSE, IL-19.0, N50, 2 1/2"
- (29) HOT-MIX ASPHALT SURFACE REMOVAL, 2"
- (A) SHOULDER SLOPE - HIGH SIDE OF S.E.: WHEN THE S.E. RATE OF THE PAVEMENT IS BETWEEN 0 AND 4% THE SHOULDER SHALL BE SLOPED AT 4%. WHEN S.E. RATE OF THE PAVEMENT EXCEEDS 4% THE SHOULDER SHALL BE SLOPED SO THAT THE ALGEBRAIC DIFFERENCE BETWEEN THE PAVEMENT AND THE SHOULDER SHALL BE 8%.
- (B) SHOULDER SLOPE - LOW SIDE OF S.E.: SLOPE SHALL BE THE SAME AS THE S.E. BUT NOT LESS THAN 4%.

NOTE: NOT TO SCALE

REVISIONS	
NAME	DATE

ILLINOIS DEPARTMENT OF TRANSPORTATION
TYPICAL SECTIONS
 FAP 310 (US 67/IL 104)
 SHEET 20 OF 24
 DATE 4/2009
 DRAWN BY SEB
 CHECKED BY